



Division of Capital Asset Management & Maintenance (DCAMM)

FY 2015 Annual Report

Supplier Diversity – Affirmative Marketing Program for Design & Construction

March 15, 2016

CHARLES D. BAKER

GOVERNOR

KARYN E. POLITO

LIEUTENANT GOVERNOR



KRISTEN LEPORE

SECRETARY

ADMINISTRATION & FINANCE

CAROL W. GLADSTONE

COMMISSIONER



The Commonwealth of Massachusetts
Executive Office for Administration and Finance
Division of Capital Asset Management and Maintenance
One Ashburton Place
Boston, Massachusetts 02108

Tel: (617) 727-4050
Fax: (617) 727-5363

CHARLES D. BAKER
GOVERNOR

KARYN E. POLITO
LIEUTENANT GOVERNOR

KRISTEN LEPORE
SECRETARY
ADMINISTRATION & FINANCE
CAROL W. GLADSTONE
COMMISSIONER

March 15, 2016

Kristen Lepore, Secretary
Executive Office of Administration and Finance
State House, Room 373
Boston, MA 02133

RE: FY2015 Annual Report: Supplier Diversity – Affirmative Marketing Program for Design & Construction

Dear Secretary Lepore:

Attached please find the FY2015 report for the Division of Capital Asset Management and Maintenance's (DCAMM) Supplier Diversity – Affirmative Marketing Program for Design and Construction. The program is established under M.G.L. Chapter 7C, §6, and various Executive Orders and Administrative Bulletins, including Executive Orders 559 and 565 signed by Governor Baker last year.

DCAMM establishes design and construction goals based on its statewide disparity study, and project-specific considerations including scope, size, and availability of certain types of firms. Our combined MBE/WBE standard goals are currently 10.4% for construction, and 17.9% for design, but are modified as appropriate based on the project.

During FY15 our agency surpassed all of our program benchmarks for both payments and new contract awards, with nearly 250 design and construction firms participating in the program (as measured by MBE/WBEs that received payments).

For construction payments to MBEs and WBEs we achieved 18.3% against the goal of 10.4%. A total of 166 construction MBE or WBE firms received payments in FY15. About 14.3% of construction contract awards during FY15 went to MBEs or WBEs.


For design, which includes architects, engineers, and related services, 33.4% of overall design payments accrued to MBEs or WBEs. The comparable rate for awards also surpassed the 17.9% goal, coming in at 36%. A total of 82 design MBE or WBE firms received payments under the program during FY15.

The results for design and construction this year are heavily influenced by significant payments and awards to MBEs or WBEs serving as prime contractors or designers on projects.

The attached report provides more details on the FY15 data, including year over year comparisons between FY14 and FY15. It is important to note differences in the methodology used in the current FY15 report compared with prior years. This year, as part of an ongoing effort to improve data management and analytics, DCAMM reviewed the methodology used in previous years. More MBE/WBE prime contracts, for example have been captured compared with previous years, and the data categories for design and construction spending were reviewed and refined to better fit the program and best practices. Year over year comparisons need to consider these changes. Yearly trends can be evaluated more clearly as this new approach is used consistently going forward.

DCAMM is implementing many initiatives to expand access and opportunity in design and construction. Chief among these initiatives is implementing Governor Baker's Executive Order 565, which strengthens and expands programs for veteran, disabled, and LGBT-owned business enterprises. Results for FY15 do not yet reflect these new goals, however expanding our program around the Governor's vision is a top priority during FY16 – FY17. We have also launched a new disparity study that, when completed next year, will help to shape the future of our program. We are putting in place several business/customer friendly improvements, bringing both contractor certification and capital project bidding online for the first time. We are expanding the use of analytics to target programs for small businesses and MBE/WBEs. We are developing pilot programs and outreach to expand the diversity of our designer and contractor workforce – a "win-win" at a time when firms are challenged to find skilled workers in the trades.

Sincerely,



Carol Gladstone
Commissioner

Distribution:

Jabes Rojas
Deputy Chief for Access and Opportunity
Governor's Office

Mr. William F. Welch
Clerk of the Senate

The Honorable Senator Karen E. Spilka, Chair
Senate Committee on Ways and Means

Mr. Steven T. James
Clerk of the House

The Honorable Representative Brian S. Dempsey, Chair
House Committee on Ways and Means

William McAvoy
Chief Legal Counsel and Deputy Assistant Secretary
Operational Services Division

The Honorable Senator Joan B. Lovely, Chair
Joint Committee on State Administration

Ron Renaud
Deputy Commissioner, Office of Finance and Administration
Division of Capital Asset Management and Maintenance

The Honorable Representative Peter V. Kocot, Chair
Joint Committee on State Administration

INTRODUCTION

This report summarizes performance against program goals under the Division of Capital Asset Management and Maintenance (DCAMM) FY2015 Supplier Diversity – Affirmative Marketing Program for Design and Construction. DCAMM has had a program to expand access and opportunity for Minority and Women-owned (MBE/WBE) construction and design firms for several decades. Massachusetts General Law Chapter 7, Section 40N and its predecessor legislation originally established programs first for MBE firms, then later adding WBE firms. The early program also focused exclusively on construction projects and later expanded to design services. In 2012 the current statute, M.G.L. Chapter 7C, §6 was enacted.

In February 2015 and November 2015 Governor Baker signed Executive Orders 559 and 565, respectively. In these the Baker-Polito Administration reaffirmed and strengthened the Commonwealth’s commitment to leading the nation in supporting an inclusive marketplace – one that offers competitive opportunity for businesses as diverse as the people of this Commonwealth:

Executive Order 559 elevated the Office of Access and Opportunity (OAO) into the Governor’s Office

Executive Order 565 expanded the statewide Supplier Diversity Program for all procurements by adding three new certification categories for Veteran-Owned Business Enterprises, Disability-Owned Business Enterprises, and LGBT-Owned Business Enterprises.

DCAMM is pursuing a series of initiatives under the Direction of the OAO Deputy Chief of Staff, and in partnership with the Supplier Diversity Office (SDO) and other industry stakeholders. Chief among those initiatives is developing program guidance and practices for these new certification categories during FY16-FY17. Since E.O. 565 was unveiled in November 2016, it is not reflected in our results for FY15.

Other initiatives planned or underway are also outlined in the last section of this report.

PERFORMANCE AGAINST DESIGN AND CONSTRUCTION GOALS

DCAMM establishes specific goals for design and construction projects based on a statewide disparity study that, among other things, determines the availability of MBE/WBE firms and the extent to which our design and construction marketplace limits participation for these firms. The latest study was issued in 2010, and established the following goals on DCAMM projects:

<u>Total Contractor Payments to MBE/WBEs</u> Total Contractor Payments All Firms	Goal is 10.4% combined MBE/WBE
<u>Total Design Payments to MBE/WBEs</u> Total Design Payments to All Firms	Goal is 17.9% combined MBE/WBE

The performance data presented here is based on these calculated ratios across DCAMM’s project portfolio. FY15 spending and awards data were drawn from a combination of MMARS (the state’s official accounting systems) and dedicated in-house data sources used to track compliance with the goals.

Data Summary CONSTRUCTION Payments to MBE/WBEs

DCAMM made nearly \$330 million in contractor payments during FY15. An estimated 18.3% of those payments were made to MBEs or WBEs, comprising over \$60 million.

Minority-owned businesses captured nearly 70% of the overall MBE/WBE construction payments. Nearly 40% of MBE/WBE dollars were directed towards prime contractors in FY15, with the balance paid to MBE/WBE subcontractors.

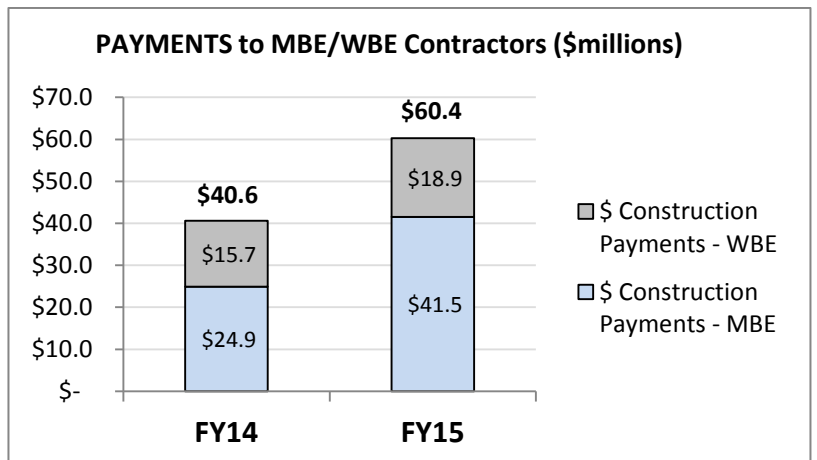
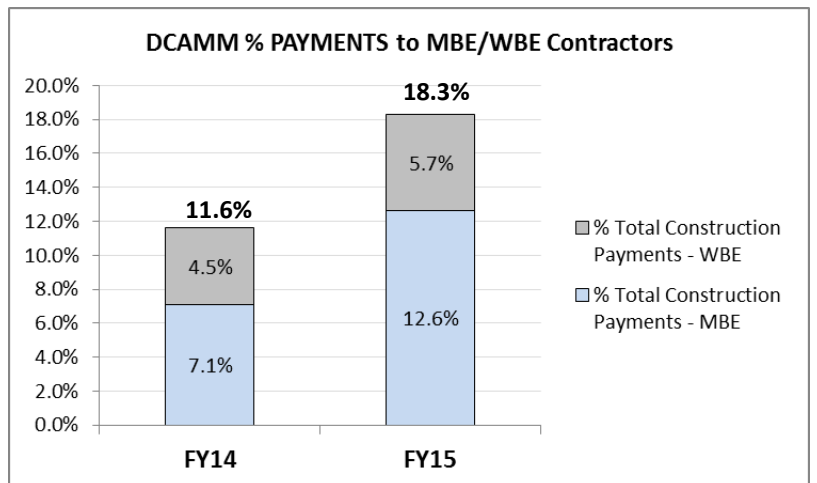
Payments to MBE/WBEs increased from FY14 to FY15. Year over Year comparisons need to be qualified, however, due to improved capture of prime contractor data for FY15, and because several significantly sized prime contracts were awarded to MBE low bidders. These factors account for much of the increase.

During FY15 DCAMM has a 3% benchmark for Service Disabled Veteran Owned Business Enterprises. A total of \$2,500 was paid to one such firm during the year.

A small number of firms SDO certified as both Minority and Women-Owned. Data has been split between the categories as appropriate to avoid double-counting.

MBE/WBE Construction Payments for FY15 (\$millions)			
	PMTs to MBE/WBE Subs	PMTs to MBE/WBE Primes	TOTAL
MBE	\$ 20.7	\$ 20.8	\$ 41.5
WBE	\$ 15.7	\$ 3.2	\$ 18.9
TOTAL	\$ 36.4	\$ 24.0	\$ 60.4

TOTAL Payments - All Construction Firms	\$ 329.9	GOAL
Combined % to MBE/WBEs	18.3%	10.40%



Data Summary DESIGN Payments to MBE/WBEs

DCAMM made just over \$40 million in payments to designers and engineers during FY15. \$13.4 million were paid to MBE/WBEs, comprising 33.4% of total design payments. This significantly exceeds the 17.9% program goal for design.

WBEs account for 80% of payments in this category, driven by significant payments to Women-owned prime designers on DCAMM projects in FY15.

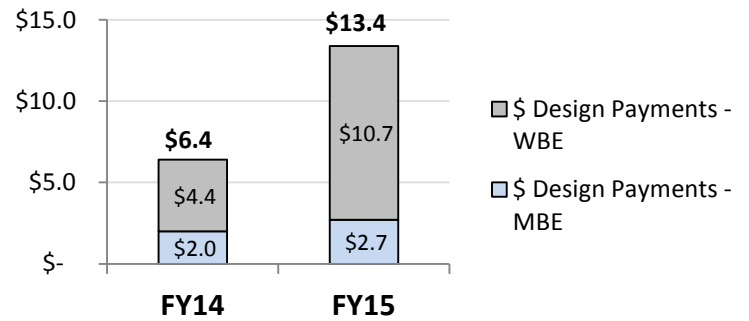
Year over year design results show a significant increase in overall dollars paid and share of payments to MBE/WBEs. Like the construction results, however, these year over year figures reflect improved data capture this year, and several relatively large prime WBE design firms which received payments in FY15.

MBE/WBE Design Payments for FY15 (\$millions)

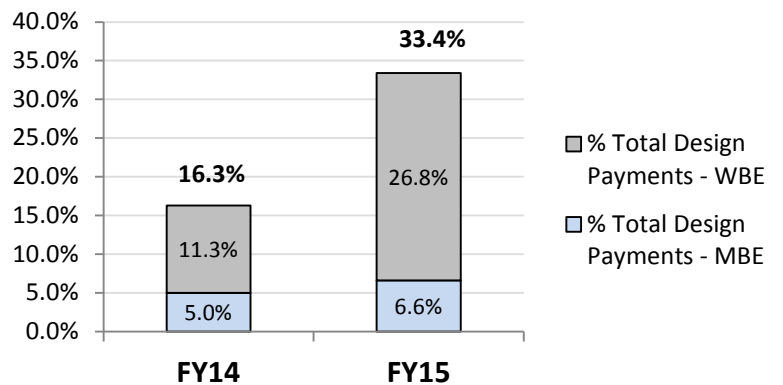
	PMTs to MBE/WBE Subs	PMTs to MBE/WBE Primes	Total MBE/WBE PMTs
MBE	\$ 2.6	\$ 0.02	\$ 2.7
WBE	\$ 1.9	\$ 8.8	\$ 10.7
TOTAL	\$ 4.6	\$ 8.8	\$ 13.4

TOTAL Payments - All Design Firms	\$ 40.1	GOAL
Combined % to MBE/WBEs	33.4%	17.90%

PAYMENTS to MBE/WBE Designers (\$millions)



DCAMM % PAYMENTS to MBE/WBE Designers



Data Summary CONTRACT AWARDS & FIRMS PARTICIPATING

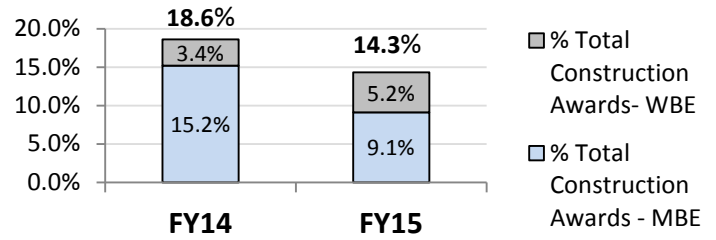
DCAMM awarded over \$276.5 million in construction-related contracts during FY15. Design awards totaled \$20.5 million.

DCAMM significantly exceeded benchmarks in FY15 for awards in both construction (goal of 10.4%) and design (goal of 17.9%). Year over year share of construction awards shows a decrease from last year. Several large CM at Risk projects had been awarded in FY15, but subcontracting was still in the early stages, and any MBE/WBE awards on these projects would not yet be reflected in the data presented here.

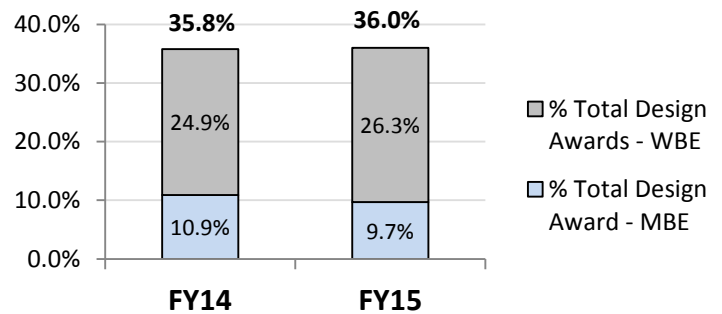
The share awarded to designers is stable and far exceeding benchmarks due to significant awards to WBE prime architects in FY15. Dollar values awarded to MBE/WBE designers are less than last year in part because of capital program constraints. Overall design awards to all firms were down for the year (one-third higher in 2014 vs. 2015).

The number of MBEs and WBEs paid in FY15 has increased significantly year over year - particularly for primes. The increase is less dramatic for subs. This is mostly due to an accounting change yielding more complete data for primes. Smaller MBE and WBE primes that were not well tracked in the past are now captured. DCAMM is working to better understand these smaller firms, and to explore ways to support this market segment.

% AWARDS to MBE/WBE Prime and Sub Contractors



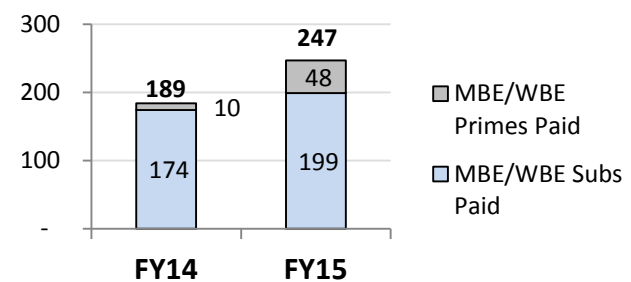
% AWARDS to MBE/WBE Designers



Number of MBE/WBE Firms Receiving Payments FY 2014 - 2015

	FY 2014		FY 2015	
	No. of M/WBE Subs Paid	No. of M/WBE Primes Paid	No. of M/WBE Subs Paid	No. of M/WBE Primes Paid
Construction				
MBE	56	3	59	12
WBE	69	2	75	19
MBE/WBE Total	125	5	134	31
Design				
MBE	24	1	33	5
WBE	25	4	32	12
MBE/WBE Total	49	5	65	17
TOTAL OVERALL M/WBEs	174	10	199	48

Total MBE/WBEs Paid by Fiscal Year



Note: 11 firms were paid as both primes as subs in FY15 (7 designers and 4 contractors).

DCAMM'S FY2016-2017 STRATEGIC PLAN FOR EXPANDING ACCESS AND OPPORTUNITY

Working through Governor Baker's Office of Access and Opportunity, in partnership with SDO and other state agencies, industry groups and other stakeholders, DCAMM is pursuing a number of key initiatives to improve our MBE/WBE program.

NEW DISPARITY STUDY

DCAMM has commissioned a new statewide disparity study to replace the current study issued in 2010. A nationally recognized firm, National Economic Research Associates (NERA), was placed under contract in January 2016 to begin the study. NERA will use rigorous analysis to determine the extent to which racial and gender discrimination is limiting participation of MBE/WBEs in building design and construction projects. They will assess the availability of MBE/WBEs in our market to perform DCAMM projects. The results of the study will help DCAMM establish its program for the future. DCAMM is targeting completion of the study during spring 2017.

IMPLEMENTATION OF EXECUTIVE ORDER 565

Executive Order 565, *Reaffirming and Expanding the Massachusetts Supplier Diversity Program*, was signed by Governor Baker in November 2015. Our agency is playing a key role in creating the inclusive market place envisioned under the Order. We are working in partnership with SDO to establish policies and practices that will expand access and opportunities for the Veteran, Disabled, and LGBT - owned businesses working in design and construction. These policies will be phased in over FY16 and FY17.

OUTREACH TO DESIGN AND CONSTRUCTION COMMUNITY

DCAMM is working across agencies and industry to increase engagement and participation of disadvantaged groups. Specific efforts include:

- DCAMM participation at various events coordinated through OAO and SDO to promote the program. Recent examples include National Gay and Lesbian Chamber of Commerce (NGLCC) and the Small Business Administration (SBA) national Business Builder events in Boston.
- Working with contractors on expanded goals on some of our larger projects – implementing a pilot program at Lowell Trial Court which is currently in design and will start construction later this year.
- Developing training and outreach to expand the number of MBE/WBE contractors certified by DCAMM to bid on public projects as general contractors or subs.
- Continue to provide training on design and construction procurement to MBE/WBE firms, small businesses, and other industry participants.
- Emphasize DCAMM's "small project" certification as a means for smaller companies to build capacity for bidding larger projects over time.
- Continue to explore and eliminate barriers to entry for smaller disadvantaged firms, including, but not limited to, bonding requirements for contractors.

- Collaborate with industry trade groups and other public awarding authorities on best practices for expanding access and opportunities for design and construction, including MassDOT, Massport, the City of Boston, and other municipal, state, and federal entities.

BUSINESS FRIENDLY INITIATIVES

In keeping with the Baker-Polito administration's focus on making it easier to do business with the Commonwealth, DCAMM is implementing a number of changes. These initiatives will widely benefit the contractor community, and will help to make business opportunities more accessible to smaller firms, including MBE/WBEs.

- **New Online Contractor Certification:**

To bid on public vertical construction projects over \$100,000 in Massachusetts, certain contractors must be DCAMM certified. DCAMM is replacing the current paper-based system with a new online certification platform that will make the process easier for contractors of all sizes, and cut back on processing time within DCAMM. This new system will be going online in phases beginning in March 2016, and will make it easier for all firms to get certified more quickly. Preliminary data as of March 2016 shows 121 MBE or WBE contractors that are certified by DCAMM as prime contractors. There are 70 MBE or WBE firms certified by DCAMM as subcontractors (many firms can be certified as both primes and subs). The new online certification system will allow better tracking and analysis of the type and size of firms applying for DCAMM certification, helping us to better focus our program.

- **Electronic Bidding**

DCAMM is deploying a new electronic bidding platform to replace the current paper-based system. During the initial phase, plans and specifications will be available for internet download. Currently paper versions need to be obtained by contractors from our Boston office. The next phase allows contractors to submit bids online. These will eliminate contractor travel to and from Boston, and make the process less costly and more efficient for both DCAMM and our contracting partners, including MBE/WBEs.

- **Combining Certified Payroll and Minority and Women Workforce Reporting**

DCAMM contractors are obligated to report on prevailing wages paid to their workers on public projects. This is currently a paper-based reporting process. M.G.L. Chapter 7C, §6 requires that DCAMM also collect from contractors' information on gender, race, and ethnicity of onsite workers. This is gathered electronically under a completely different system. We are working to combine these reports into a single electronic filing system to reduce the burden on contractors, and provide better overall workforce data for DCAMM projects.

MINORITY AND WOMEN WORKFORCE PROGRAMS

Workforce shortages within the construction industry are well documented. This presents a great opportunity to support the industry that is so vital to our local economy, while providing opportunities for good paying jobs to minorities and women. Following the Governor's example of collaboration with local municipalities, we are establishing relationships with the municipal counterparts, MassDOT, MBTA, Massport and other agencies to identify areas of overlap and

best practices in attracting a diverse workforce on DCAMM design and construction projects. Through OAO, the Governor's Workforce Skills Cabinet, and industry partnerships, DCAMM is working to identify opportunities for workforce training, onsite recruitment, apprenticeship programs, and other vehicles to address this issue.

DCAMM BUSINESS PROCESS REDESIGN TO SUPPORT ACCESS AND OPPORTUNITY

Our agency is restructuring the way that our MBE/WBE programs are managed, while enhancing data gathering and reporting:

- **New Access and Opportunity Office for DCAMM**
By combining four key operations under a single operational director devoted to expanding Access and Opportunity, we can take a more integrated path forward. Our construction bid room, our contractor certification office, goods and services procurement, and design and construction compliance operations are now housed under a single umbrella to better coordinate activities in support of our AO programs.
- **Improved Data Management**
DCAMM is in the early stages of exploring improved AO reporting platforms (in addition to the combined payroll/workforce reports outlined above). Our new certification and online bidding systems will also greatly enhance data capture in support of AO programs. Better data integration and analytics will improve efficiency and help us to track performance, and target program improvements going forward.

DCAMM FY15 Supplier Diversity Report for Design and Construction

LIST OF ATTACHED REPORTS

Report

No.	Section	Report Title (From Top of Report)
1	Payments	MBE Payments for Construction Projects in Fiscal Year 2015
2	Payments	Minority Payments Distribution in Construction Projects Fiscal Year 2015
3	Payments	WBE Payments for Construction Projects in Fiscal Year 2015
4	Payments	Women Payments Distribution in Construction Projects Fiscal Year 2015
5	Payments	MBE Payments for Design Projects in Fiscal Year 2015
6	Payments	Minority Payments Distribution in Design Projects Fiscal Year 2015
7	Payments	WBE Payments for Design Projects in Fiscal Year 2015
8	Payments	Women Payments Distribution in Design Projects Fiscal Year 2015
9	Payments	2015 MBE and WBE PMT Summary (including Payments to Primes) - Design/Construction
10	Awards	Construction Project Awards - Fiscal Year 2015
11	Awards	Minority Participation in Construction Projects FY 2015
12	Awards	Minority Awards Distribution in Construction Projects - Fiscal Year 2015
13	Awards	Women Participation in Construction Projects Fiscal Year 2015
14	Awards	Women Awards Distribution in Construction Projects - Fiscal Year 2015
15	Awards	Design Project Awards - Fiscal Year 2015
16	Awards	Minority Participation in Design Projects Fiscal Year 2015
17	Awards	Minority Awards Distribution in Design Projects - Fiscal Year 2015
18	Awards	Women Participation in Design Projects Fiscal Year 2015
19	Awards	Women Awards Distribution in Design Projects - Fiscal Year 2015
20	Awards	Summary Calculations for Design and Construction Awards

Report No. 1

MBE Payments for Construction Projects in Fiscal Year 2015



Division of Capital Asset Management and Maintenance

MBE Payments for Construction Projects In Fiscal Year 2015

Project #	Start Date	General Contractor MBE Firm	1st Quarter	2nd Quarter	3rd Quarter	4th Quarter	Total
AEPI301E UT 2	1/1/2014	Thielsch Engineering <i>Raul Battallas Electric</i>	\$0.00	\$43,171.50	\$0.00	\$1,740.00	\$44,911.50
AEPI303E UT 1	3/18/2013	Prism Consulting <i>Williams Electric, LLC</i>	\$0.00	\$43,171.50	\$0.00	\$1,740.00	\$44,911.50
AEPI311E UT 1	5/22/2013	Paquette Electric Company, Inc. <i>M G Denson Electric</i>	\$0.00	\$37,772.43	\$0.00	\$917.50	\$38,689.93
AEPI312E UT 1	10/15/2013	Universal Electric Company, Inc. <i>Optimum Building & Inspection Services, Inc.</i>	\$0.00	\$0.00	\$21,500.00	\$0.00	\$21,500.00
AEPI404E UT 1	12/23/2013	Paquette Electric Company, Inc. <i>M G Denson Electric</i>	\$0.00	\$0.00	\$5,100.00	\$0.00	\$5,100.00
AEPI407E UT 1	1/24/2014	Rise Engineering <i>M-V Electrical Contractors, Inc.</i>	\$0.00	\$26,372.69	\$0.00	\$7,949.26	\$34,321.95
BRC1001 DC 1	2/20/2014	Bond Brothers, Inc. <i>Desperini Contracting Group, Inc.</i> <i>Don Martin Corp.</i> <i>Wood & Wire Fence Co.</i>	\$0.00	\$315,131.00	\$286,047.00	\$293,948.00	\$895,126.00
			\$15,473.00	\$10,665.00	\$592.50	\$0.00	\$11,257.50
			\$15,473.00	\$325,796.00	\$286,639.50	\$293,948.00	\$921,856.50



Division of Capital Asset Management and Maintenance

MBE Payments for Construction Projects In Fiscal Year 2015

Project #	Start Date	General Contractor MBE Firm	1st Quarter	2nd Quarter	3rd Quarter	4th Quarter	Total
BSB1302 HC 1	1/7/2014	Consigli Construction Co., Inc. <i>JEREZ, LLC</i> <i>Lanco Scaffolding Inc.</i>	\$0.00 \$8,980.00 \$8,980.00	\$13,500.00 \$42,075.35 \$55,575.35	\$1,500.00 \$0.00 \$1,500.00	\$0.00 \$0.00 \$0.00	\$15,000.00 \$51,055.35 \$66,055.35
BSB1501 HC 1	10/15/2014	Northern Contracting Corp. <i>Lanco Scaffolding Inc.</i> <i>Mill City Environmental Corp.</i> <i>Richard Reid Electric Co.</i>	\$40,000.00 \$0.00 \$0.00 \$0.00	\$0.00 \$0.00 \$0.00 \$0.00	\$0.00 \$12,300.00 \$54,792.00 \$67,092.00	\$0.00 \$0.00 \$0.00 \$0.00	\$40,000.00 \$12,300.00 \$54,792.00 \$107,092.00
BSC1301 HC 1	3/6/2014	J. J. Cardosi, Inc. <i>D. Clifford Construction, Inc.</i> <i>Ferreira's Concrete Forms, Inc.</i> <i>G s Ultimate Office Cleaning</i> <i>K. DaPonte Construction Corporation</i> <i>Marmelo Brothers Construction Company, Inc.</i>	\$0.00 \$92,150.00 \$0.00 \$0.00 \$0.00 \$0.00	\$0.00 \$4,987.50 \$0.00 \$0.00 \$60,040.00 \$65,027.50	\$16,200.00 \$0.00 \$0.00 \$0.00 \$91,960.00 \$108,160.00	\$0.00 \$0.00 \$0.00 \$4,800.00 \$15,860.00 \$5,420.00 \$26,080.00	\$16,200.00 \$97,137.50 \$4,800.00 \$15,860.00 \$157,420.00 \$291,417.50
CHE1001 HC 1	3/13/2012	Boston Building & Bridge <i>ECO Waste Disposal & Container Storage Inc.</i> <i>Essex Newbury North Contracting Corp</i> <i>North Shore Steel Co., Inc.</i>	\$1,485.00 \$47,724.30 \$0.00 \$49,209.30	\$0.00 \$29,583.00 \$7,391.00 \$36,974.00	\$1,141.30 \$4,632.30 \$0.00 \$5,773.60	\$495.00 \$75,759.30 \$25,195.00 \$101,449.30	\$3,121.30 \$157,698.90 \$32,586.00 \$193,406.20



Division of Capital Asset Management and Maintenance

MBE Payments for Construction Projects In Fiscal Year 2015

Project #	Start Date	General Contractor MBE Firm	1st Quarter	2nd Quarter	3rd Quarter	4th Quarter	Total
CSU0401 DC 1	7/18/2012	J F White Contracting Company <i>ECO Waste Disposal & Container Storage Inc.</i>	\$1,497.84	\$0.00	\$0.00	\$0.00	\$1,497.84
		<i>North Shore Steel Co., Inc.</i>	\$89,860.00	\$111,708.36	\$0.00	\$0.00	\$201,568.36
		<i>Total Mechanical Service Corp.</i>	\$6,525.00	\$0.00	\$0.00	\$0.00	\$6,525.00
DCP0505 HC 6	6/27/2014	Charter Environmental, Inc. <i>Wood & Wire Fence Co.</i>	\$0.00	\$19,280.00	\$0.00	\$2,958.47	\$22,238.47
DCP0505 HC 7	4/16/2014	J. R. Vinagro Corporation <i>American Environmental Inc.</i>	\$28,800.00	\$3,200.00	\$0.00	\$0.00	\$32,000.00
		<i>Wood & Wire Fence Co.</i>	\$4,539.00	\$0.00	\$0.00	\$0.00	\$4,539.00
DCP1228 FC 1	5/8/2014	Marois Construction Co., Inc <i>Gomes Construction Company, Inc.</i>	\$33,339.00	\$3,200.00	\$0.00	\$0.00	\$36,539.00
		<i>Titan Roofing, Inc.</i>	\$0.00	\$0.00	\$17,893.00	\$10,925.00	\$28,818.00
DCP1234A HC 1	12/16/2013	Casby Brothers <i>SRS Contractors Inc.</i>	\$0.00	\$0.00	\$0.00	\$0.00	\$0.00
		<i>Titan Roofing, Inc.</i>	\$0.00	\$3,337.00	\$0.00	\$1,113.00	\$4,450.00
DCP1319 FC 1	9/12/2013	Northern Contracting Corp. <i>Richard Reid Electric Co.</i>	\$20,000.00	\$3,337.00	\$0.00	\$1,113.00	\$24,450.00
			\$19,190.00	\$31,427.60	\$3,285.16	\$10,555.02	\$64,457.78
			\$19,190.00	\$31,427.60	\$3,285.16	\$10,555.02	\$64,457.78



Division of Capital Asset Management and Maintenance

MBE Payments for Construction Projects In Fiscal Year 2015

Project #	Start Date	General Contractor MBE Firm	1st Quarter	2nd Quarter	3rd Quarter	4th Quarter	Total
DCPI415 HC 1	7/25/2014	Chapman Waterproofing, Company <i>Pacific Drywall, LLC</i>	\$13,165.45	\$23,084.67	\$0.00	\$0.00	\$36,250.12
			\$13,165.45	\$23,084.67	\$0.00	\$0.00	\$36,250.12
DDS1403 HC 1	5/28/2014	S & R Corporation <i>D. Clifford Construction, Inc.</i>	\$0.00	\$0.00	\$0.00	\$31,343.58	\$31,343.58
		<i>K. DaPonte Construction Corporation</i>	\$0.00	\$0.00	\$0.00	\$2,405.78	\$2,405.78
		<i>M-O-N Landscaping, Inc.</i>	\$0.00	\$3,040.00	\$21,660.00	\$0.00	\$24,700.00
DDS1404 HC 1	10/22/2014	Kaszowski Brothers Contracting <i>Heck Electric, LLC</i>	\$0.00	\$0.00	\$26,124.00	\$0.00	\$26,124.00
DDS1502 HC 1	2/27/2015	Kaszowski Brothers Contracting <i>Heck Electric, LLC</i>	\$0.00	\$0.00	\$0.00	\$15,404.08	\$15,404.08
DFS0901 DC 1	4/3/2014	W.J. Mountford Company <i>Gomes Construction Company, Inc.</i>	\$237,771.00	\$859,038.00	\$3,206.00	\$102,141.00	\$1,202,156.00
DMH0637 HC 2	6/12/2013	Contractors Network, Inc. <i>RM Technologies, Inc.</i>	\$120,777.13	\$6,571.40	\$0.00	\$21,839.85	\$149,188.38
		<i>South Dartmouth Construction</i>	\$24,076.94	\$26,531.45	\$0.00	\$0.00	\$50,608.39
DMR0501 EC 2	9/27/2011	J.C. Cannistraro LLC <i>Total Mechanical Service Corp.</i>	\$144,854.07	\$33,102.85	\$0.00	\$21,839.85	\$199,796.77
			\$144,249.13	\$0.00	\$0.00	\$0.00	\$144,249.13
			\$144,249.13	\$0.00	\$0.00	\$0.00	\$144,249.13



Division of Capital Asset Management and Maintenance

MBE Payments for Construction Projects In Fiscal Year 2015

Project #	Start Date	General Contractor MBE Firm	1st Quarter	2nd Quarter	3rd Quarter	4th Quarter	Total
DMR1313 HC 1	11/15/2013	Stutman Contracting, Inc. <i>Bonomo Tile Co., Inc.</i> <i>Pacific Drywall, LLC</i> <i>Wood & Wire Fence Co.</i>	\$0.00 \$111,166.96 \$0.00	\$73,070.00 \$22,500.00 \$864.50	\$0.00 \$26,197.75 \$0.00	\$10,000.00 \$0.00 \$285.00	\$83,070.00 \$159,864.71 \$1,149.50
DOC0902 EC 1	12/3/2012	Constellation NewEnergy, INC <i>Val Industrial Insulation</i>	\$111,166.96 \$0.00	\$96,434.50 \$20,300.00	\$26,197.75 \$0.00	\$10,285.00 \$12,700.00	\$244,084.21 \$33,000.00
DPH0702 HC 1	12/30/2013	Enterprise Equipment Co. <i>Carl/Louis & Co.</i>	\$0.00 \$34,755.80	\$20,300.00 \$5,261.00	\$0.00 \$0.00	\$12,700.00 \$0.00	\$33,000.00 \$40,016.80
DYS0701 DC 1	1/17/2013	Dimeo Construction Company <i>Desperini Contracting Group, Inc.</i> <i>Don Martin Corp.</i> <i>Fernandes Masonry Inc.</i> <i>Wood & Wire Fence Co.</i>	\$34,755.80 \$0.00 \$0.00 \$18,335.00 \$34,596.50	\$5,261.00 \$26,783.00 \$0.00 \$0.00 \$2,410.00	\$0.00 \$67,181.00 \$83,300.00 \$345,914.00 \$0.00	\$0.00 \$5,778.00 \$0.00 \$0.00 \$2,852.00	\$40,016.80 \$99,742.00 \$83,300.00 \$364,249.00 \$39,858.50
			\$52,931.50	\$29,193.00	\$496,395.00	\$8,630.00	\$587,149.50



Division of Capital Asset Management and Maintenance

MBE Payments for Construction Projects In Fiscal Year 2015

Project #	Start Date	General Contractor MBE Firm	1st Quarter	2nd Quarter	3rd Quarter	4th Quarter	Total
FRC0802 DC 1	12/17/2012	Barr & Barr, Inc.					
		<i>Costa Brothers Masonry Inc.</i>	\$621,227.04	\$750,841.05	\$3,510.25	\$0.00	\$1,375,578.34
		<i>Don Martin Corp.</i>	\$17,043.00	\$0.00	\$0.00	\$0.00	\$17,043.00
		<i>S&F Concrete Contractors, Inc.</i>	\$345,705.00	\$26,030.00	\$0.00	\$34,621.80	\$406,356.80
		<i>T&T Steel Erectors Inc.</i>	\$18,583.00	\$0.00	\$14,803.00	\$0.00	\$33,386.00
		<i>Tavares, LLC</i>	\$0.00	\$0.00	\$0.00	\$238,791.00	\$238,791.00
		<i>Wood & Wire Fence Co.</i>	\$1,520.00	\$925.00	\$0.00	\$0.00	\$2,445.00
		<i>Xquisite Landscaping Inc.</i>	\$0.00	\$51,430.96	\$3,155.80	\$0.00	\$54,586.76
			\$1,004,078.04	\$829,227.01	\$21,469.05	\$273,412.80	\$2,128,186.90
FSC0501 DC 1	6/25/2010	Bond Brothers, Inc.					
		<i>A Martins & Son Construction, Inc.</i>	\$141,943.68	\$0.00	\$0.00	\$0.00	\$141,943.68
		<i>Capeway Roofing Systems, Inc.</i>	\$107,903.82	\$0.00	\$0.00	\$0.00	\$107,903.82
		<i>Costa Brothers Masonry Inc.</i>	\$149,258.59	\$0.00	\$0.00	\$0.00	\$149,258.59
		<i>Don Martin Corp.</i>	\$25,500.00	\$0.00	\$0.00	\$0.00	\$25,500.00
			\$424,606.09	\$0.00	\$0.00	\$0.00	\$424,606.09
FWE0901 DC 1	6/28/2012	Columbia Construction Co.					
		<i>Don Martin Corp.</i>	\$81,969.15	\$0.00	\$0.00	\$0.00	\$81,969.15
		<i>K. DaPonte Construction Corporation</i>	\$6,882.00	\$0.00	\$0.00	\$0.00	\$6,882.00
		<i>Xquisite Landscaping Inc.</i>	\$262,903.95	\$0.00	\$0.00	\$0.00	\$262,903.95
			\$351,755.10	\$0.00	\$0.00	\$0.00	\$351,755.10



Division of Capital Asset Management and Maintenance

MBE Payments for Construction Projects In Fiscal Year 2015

Project #	Start Date	General Contractor MBE Firm	1st Quarter	2nd Quarter	3rd Quarter	4th Quarter	Total
HCC1201A HC 2	9/29/2014	D.E.W. Construction Corp. <i>American Environmental Inc.</i> <i>United Walls Systems, LLC</i>	\$0.00 \$0.00	\$0.00 \$0.00	\$75,525.00 \$217,034.62	\$0.00 \$19,629.57	\$75,525.00 \$236,664.19
IFM1401 OM 1	4/30/2014	ENE Systems, Inc. <i>International Marketing Management Inc.</i>	\$0.00 \$1,263.26	\$0.00 \$613.74	\$292,559.62 \$240.08	\$19,629.57 \$452.64	\$312,189.19 \$2,569.72
IFM1404 OM 3	10/29/2014	N.E.L. Corp. <i>Titan Roofing, Inc.</i>	\$1,263.26 \$7,599.16	\$613.74 \$0.00	\$240.08 \$0.00	\$452.64 \$0.00	\$2,569.72 \$7,599.16
MCA0602 DC 1	1/11/2012	Walsh Brothers, Inc. <i>Dependable Masonry</i> <i>ECO Waste Disposal & Container Storage Inc.</i> <i>S&F Concrete Contractors, Inc.</i> <i>S&F Concrete Contractors, Inc.</i>	\$7,599.16 \$0.00 \$5,537.01 \$0.00 \$15,472.80	\$0.00 \$0.00 \$6,941.05 \$0.00 \$356,518.97	\$0.00 \$4,227.50 \$11,687.77 \$0.00 \$577,141.03	\$0.00 \$17,489.64 \$7,157.45 \$4,903.35 \$111,779.68	\$7,599.16 \$21,717.14 \$31,323.28 \$4,903.35 \$1,060,912.48
MCC1301E EC 1	9/12/2014	Enterprise Equipment Co. <i>Carl/Louis & Co.</i>	\$21,009.81 \$0.00	\$363,460.02 \$0.00	\$593,056.30 \$116,210.00	\$141,330.12 \$206,046.23	\$1,118,856.25 \$322,256.23
			\$0.00	\$0.00	\$116,210.00	\$206,046.23	\$322,256.23



Division of Capital Asset Management and Maintenance

MBE Payments for Construction Projects In Fiscal Year 2015

Project #	Start Date	General Contractor MBE Firm	1st Quarter	2nd Quarter	3rd Quarter	4th Quarter	Total
MCC1401 HC 1	3/26/2014	G.V.W., Incorporated <i>Optimum Building & Inspection Services, Inc.</i>	\$0.00	\$103,124.73	\$0.00	\$0.00	\$103,124.73
		<i>Titan Roofing, Inc.</i>	\$0.00	\$2,375.00	\$51,955.50	\$5,562.93	\$59,893.43
MIL1001 DC 1	9/21/2012	J & J Contractors, Inc. <i>Fernandes Masonry Inc.</i>	\$0.00	\$105,499.73	\$51,955.50	\$5,562.93	\$163,018.16
MMA1201 HC 1	12/4/2013	Eastern General Contractors, Inc. <i>S&F Concrete Contractors, Inc.</i>	\$6,191.10	\$0.00	\$0.00	\$0.00	\$6,191.10
		<i>Titan Roofing, Inc.</i>	\$6,191.10	\$0.00	\$0.00	\$0.00	\$6,191.10
MWC1201 DC 1	5/6/2014	Shawmut Design and Construction <i>Ayala Excavating & Trucking, LLC</i>	\$33,178.75	\$0.00	\$0.00	\$0.00	\$33,178.75
		<i>Titan Roofing, Inc.</i>	\$0.00	\$0.00	\$0.00	\$6,786.00	\$6,786.00
			\$33,178.75	\$0.00	\$0.00	\$6,786.00	\$39,964.75
NAC1001 DC 2	4/28/2014	Eastern General Contractors, Inc. <i>MJ Environmental, Inc.</i>	\$657,442.75	\$345,318.19	\$0.00	\$0.00	\$1,002,760.94
		<i>Titan Roofing, Inc.</i>	\$0.00	\$228,000.00	\$75,630.16	\$0.00	\$303,630.16
			\$657,442.75	\$573,318.19	\$75,630.16	\$0.00	\$1,306,391.10
NEC0801 DC 1	7/20/2011	W. T. Rich Co., Inc. <i>Amerphil, Inc.</i>	\$22,240.00	\$0.00	\$0.00	\$0.00	\$22,240.00
			\$22,240.00	\$0.00	\$0.00	\$0.00	\$22,240.00



Division of Capital Asset Management and Maintenance

MBE Payments for Construction Projects In Fiscal Year 2015

Project #	Start Date	General Contractor MBE Firm	1st Quarter	2nd Quarter	3rd Quarter	4th Quarter	Total
POL0303 EC 1	11/19/2009	Constellation NewEnergy, INC <i>W.S. Anderson Inc.</i>	\$0.00	\$85,178.00	\$0.00	\$0.00	\$85,178.00
POL1455 FC 1	9/26/2014	Enterprise Equipment Co. <i>Carl/Louis & Co.</i>	\$0.00	\$85,178.00	\$0.00	\$0.00	\$85,178.00
QCC1001 DC 1	2/12/2014	Daniel O'Connell's Sons Inc. <i>Amerphil, Inc.</i>	\$0.00	\$28,131.00	\$2,786.00	\$0.00	\$30,917.00
		<i>Senices Enterprises, Inc.</i>	\$0.00	\$142,337.75	\$0.00	\$0.00	\$142,337.75
		<i>Wood & Wire Fence Co.</i>	\$11,886.00	\$0.00	\$0.00	\$0.00	\$11,886.00
RCC1502 EM 1	10/24/2014	Corporate Mechanical, Inc. <i>Total Mechanical Service Corp.</i>	\$0.00	\$142,337.75	\$116,637.57	\$0.00	\$270,861.32
SDB1201E EC 1	12/9/2013	Millenium Builders, Inc. <i>M G Denson Electric</i>	\$0.00	\$0.00	\$15,300.00	\$0.00	\$15,300.00
SDE0301 DC 2	12/13/2012	G.V.W., Incorporated <i>Capeway Roofing Systems, Inc.</i>	\$0.00	\$0.00	\$0.00	\$77,948.00	\$77,948.00
			\$1,662.50	\$0.00	\$0.00	\$0.00	\$1,662.50
			\$1,662.50	\$0.00	\$0.00	\$0.00	\$1,662.50



Division of Capital Asset Management and Maintenance

MBE Payments for Construction Projects In Fiscal Year 2015

Project #	Start Date	General Contractor MBE Firm	1st Quarter	2nd Quarter	3rd Quarter	4th Quarter	Total
SDE0301 DC 3	8/21/2014	W.L. French Excavating Corp. <i>D. Clifford Construction, Inc.</i> <i>K. DaPonte Construction Corporation</i> <i>M-O-N Landscaping, Inc.</i> <i>Wood & Wire Fence Co.</i>	\$0.00 \$0.00 \$0.00 \$0.00	\$0.00 \$0.00 \$0.00 \$13,547.00	\$71,510.21 \$9,063.00 \$41,595.00 \$0.00	\$0.00 \$0.00 \$0.00 \$0.00	\$71,510.21 \$9,063.00 \$41,595.00 \$13,547.00
SDE1001 HC 2	3/7/2014	T. Ford Company, Inc. <i>Wood & Wire Fence Co.</i>	\$0.00 \$16,920.00	\$13,547.00 \$0.00	\$122,168.21 \$0.00	\$0.00 \$0.00	\$135,715.21 \$16,920.00
SDE1350 FC 1	7/14/2014	J F White Contracting Company <i>Titan Roofing, Inc.</i>	\$0.00 \$16,920.00	\$0.00 \$0.00	\$589,015.00 \$0.00	\$211,825.00 \$0.00	\$800,840.00 \$16,920.00
SDH1001 DC 1	9/21/2010	Daniel O'Connell's Sons Inc. <i>Adams & Ruxton Construction Company</i> <i>Optimum Building & Inspection Services, Inc.</i>	\$0.00 \$0.00 \$16,554.08	\$0.00 \$10,000.00 \$0.00	\$589,015.00 \$0.00 \$0.00	\$211,825.00 \$0.00 \$0.00	\$800,840.00 \$10,000.00 \$16,554.08
SDM0801 DC 1	6/4/2013	Walsh Construction Company <i>Dependable Masonry</i>	\$16,554.08 \$499,957.85	\$10,000.00 \$0.00	\$0.00 \$0.00	\$0.00 \$0.00	\$26,554.08 \$499,957.85
			\$499,957.85	\$0.00	\$0.00	\$0.00	\$499,957.85



Division of Capital Asset Management and Maintenance

MBE Payments for Construction Projects In Fiscal Year 2015

Project #	Start Date	General Contractor MBE Firm	1st Quarter	2nd Quarter	3rd Quarter	4th Quarter	Total
SDP1202 EC 1	8/12/2014	Thielsch Engineering <i>Raul Battallas Electric</i> <i>Taunton Electrical Corporation</i>	\$0.00 \$0.00 \$0.00	\$119,115.00 \$26,007.60 \$145,122.60	\$0.00 \$18,718.12 \$18,718.12	\$25,105.00 \$17,905.90 \$43,010.90	\$144,220.00 \$62,631.62 \$206,851.62
SEC1301 EM 1	4/15/2014	Annese Electrical Services, Inc. <i>Total Mechanical Service Corp.</i>	\$54,010.00 \$54,010.00	\$0.00 \$0.00	\$0.00 \$0.00	\$0.00 \$0.00	\$54,010.00 \$54,010.00
SSA0701 DC 1	7/23/2010	Lee Kennedy Co. Inc. <i>Mass Construction & Management Inc.</i>	\$698,156.00 \$698,156.00	\$0.00 \$0.00	\$0.00 \$0.00	\$0.00 \$0.00	\$698,156.00 \$698,156.00
SSA1101 ES 1	1/11/2012	Constellation NewEnergy, INC <i>Braza & Mancini, Inc.</i> <i>Carvalho Electric, llc d/b/a JMC Construction & Associates</i>	\$0.00 \$0.00 \$0.00	\$105,140.14 \$105,140.14 \$0.00	\$0.00 \$0.00 \$0.00	\$0.00 \$0.00 \$6,502.57	\$105,140.14 \$105,140.14 \$6,502.57
SSA1201 DC 1	4/29/2014	Daniel O'Connell's Sons Inc. <i>RM Technologies, Inc.</i>	\$0.00 \$0.00	\$105,140.14 \$0.00	\$0.00 \$200,977.25	\$6,502.57 \$421,619.65	\$111,642.71 \$622,596.90
TRC0604 HC 1	12/10/2013	Northern Contracting Corp. <i>Bryant Williams Painting Company, Inc.</i>	\$7,500.00 \$7,500.00	\$5,500.00 \$5,500.00	\$2,000.00 \$2,000.00	\$3,000.00 \$3,000.00	\$18,000.00 \$18,000.00



Division of Capital Asset Management and Maintenance

MBE Payments for Construction Projects In Fiscal Year 2015

Project #	Start Date	General Contractor MBE Firm	1st Quarter	2nd Quarter	3rd Quarter	4th Quarter	Total
TRC0606 DC 1	3/1/2012	The Whiting-Turner Contracting Co.					
		<i>American Environmental Inc.</i>	\$33,155.00	\$0.00	\$0.00	\$0.00	\$33,155.00
		<i>American Environmental Inc.</i>	\$426,801.67	\$207,581.40	\$20,834.50	\$0.00	\$655,217.57
		<i>Ayala Excavating & Trucking, LLC</i>	\$10,640.50	\$2,671.19	\$1,941.40	\$5,105.32	\$20,358.41
		<i>Desperini Contracting Group, Inc.</i>	\$112,380.73	\$364,639.39	\$55,364.00	\$902,742.00	\$1,435,126.12
		<i>Lighthouse Masonry Inc.</i>	\$0.00	\$24,966.00	\$18,620.00	\$50,069.00	\$93,655.00
		<i>S&F Concrete Contractors, Inc.</i>	\$7,000.00	\$0.00	\$0.00	\$0.00	\$7,000.00
			\$589,977.90	\$599,857.98	\$96,759.90	\$957,916.32	\$2,244,512.10
TRC1205 FC 1	8/5/2013	Allegrone Construction Company, Inc.					
		<i>Lanco Scaffolding Inc.</i>	\$19,200.00	\$17,145.00	\$32,640.00	\$0.00	\$68,985.00
		<i>Titan Roofing, Inc.</i>	\$1,781.25	\$0.00	\$51,034.29	\$0.00	\$52,815.54
			\$20,981.25	\$17,145.00	\$83,674.29	\$0.00	\$121,800.54
TRC1209 DC 1	2/20/2014	W. T. Rich Co., Inc.					
		<i>American Environmental Inc.</i>	\$541,665.00	\$14,850.00	\$0.00	\$0.00	\$556,515.00
		<i>Colony Drywall</i>	\$0.00	\$0.00	\$0.00	\$276,929.28	\$276,929.28
			\$541,665.00	\$14,850.00	\$0.00	\$276,929.28	\$833,444.28
TRC1209 DC 2	2/25/2014	Aalanco Service Corporation					
		<i>Unlimited Removal and Demolition, Inc.</i>	\$41,730.00	\$0.00	\$0.00	\$0.00	\$41,730.00
			\$41,730.00	\$0.00	\$0.00	\$0.00	\$41,730.00
TRC1212 FC 1	8/27/2013	Kurtz, Inc.					
		<i>Titan Roofing, Inc.</i>	\$70,227.62	\$11,241.93	\$0.00	\$0.00	\$81,469.55
			\$70,227.62	\$11,241.93	\$0.00	\$0.00	\$81,469.55



Division of Capital Asset Management and Maintenance

MBE Payments for Construction Projects In Fiscal Year 2015

Project #	Start Date	General Contractor MBE Firm	1st Quarter	2nd Quarter	3rd Quarter	4th Quarter	Total
TRE1301 HC 1	6/4/2014	Casby Brothers <i>SRS Contractors Inc.</i>	\$0.00	\$48,615.00	\$88,373.50	\$98,224.00	\$235,212.50
UMA0801 DC 1	6/21/2011	Barr & Barr, Inc. <i>S&F Concrete Contractors, Inc.</i>	\$0.00	\$48,615.00	\$88,373.50	\$98,224.00	\$235,212.50
UMA1201 DC 1	11/12/2014	The Whiting-Turner Contracting Co. <i>Ayala Excavating & Trucking, LLC</i>	\$0.00	\$0.00	\$0.00	\$3,927.70	\$3,927.70
UMB0802 DC 1	6/30/2010	Walsh Brothers, Inc. <i>Pacific Drywall, LLC</i>	\$0.00	\$0.00	\$0.00	\$3,927.70	\$3,927.70
UMD0801 EC 1	6/12/2009	NORESCO <i>Carl/Louis & Co.</i>	\$128,285.94	\$0.00	\$0.00	\$0.00	\$128,285.94
UMD0802 DC 2	5/6/2010	Consigli Construction Co., Inc. <i>American Environmental Inc.</i>	\$117,277.51	\$0.00	\$341,023.53	\$0.00	\$458,301.04
		<i>Xquisite Landscaping Inc.</i>	\$206,976.15	\$0.00	\$0.00	\$0.00	\$206,976.15
			\$452,539.60	\$0.00	\$341,023.53	\$0.00	\$793,563.13
			\$3,493.00	\$47,504.61	\$0.00	\$0.00	\$50,997.61
			\$3,493.00	\$47,504.61	\$0.00	\$0.00	\$50,997.61
			\$56,175.21	\$0.00	\$0.00	\$0.00	\$56,175.21
			\$0.00	\$85,000.00	\$0.00	\$0.00	\$85,000.00
			\$56,175.21	\$85,000.00	\$0.00	\$0.00	\$141,175.21



Division of Capital Asset Management and Maintenance

MBE Payments for Construction Projects In Fiscal Year 2015

Project #	Start Date	General Contractor MBE Firm	1st Quarter	2nd Quarter	3rd Quarter	4th Quarter	Total
UML0802 DC 1	8/26/2010	Gilbane Building Company <i>Essex Newbury North Contracting Corp</i>	\$128,635.75	\$0.00	\$0.00	\$0.00	\$128,635.75
VET1401 FC 1	11/14/2014	Louis C. Allegrone, Inc <i>Titan Roofing, Inc.</i>	\$128,635.75	\$0.00	\$0.00	\$9,840.00	\$128,635.75
WOR0801 DC 1	1/9/2014	W. T. Rich Co., Inc. <i>American Environmental Inc.</i> <i>Don Martin Corp.</i> <i>U.S. Drywall, Inc.</i>	\$0.00	\$8,779.65	\$0.00	\$0.00	\$8,779.65
WSC1201 DC 1	6/30/2014	Walsh Brothers, Inc. <i>Ayala Excavating & Trucking, LLC</i> <i>S&F Concrete Contractors, Inc.</i>	\$215,816.25	\$8,779.65	\$0.00	\$102,037.56	\$326,633.46
Grand Total:			\$7,119,870.12	\$5,622,574.05	\$4,394,055.09	\$3,605,430.87	\$20,741,930.13

Report No. 2

Minority Payments Distribution in Construction Projects Fiscal Year 2015



Division of Capital Asset Management and Maintenance

Annual Report for Contract Compliance Minority Payments Distribution In Construction Projects Fiscal Year 2015

	<i>MBE Firm</i>	<i>Address</i>	<i>MBE Payments</i>	<i>%</i>
1	A Martins & Son Construction, Inc.	679 Moore Street Ludlow MA 01056	\$141,943.68	0.68%
2	Adams & Ruxton Construction Company	600 Union Street, PO Box 390 Springfield MA 01089	\$10,000.00	0.05%
3	American Environmental Inc.	18 Canal St. Holyoke MA 01040	\$1,624,404.03	7.83%
4	Amerphil, Inc.	PO Box 890 Melrose MA 02176	\$138,877.57	0.67%
5	Ayala Excavating & Trucking, LLC	92 Clayton Street Springfield MA 01107	\$54,789.12	0.26%
6	Bonomo Tile Co., Inc.	215 Bridge Street Dedham MA 02026	\$83,070.00	0.40%
7	Braza & Mancini, Inc.	40 Cape Road Route 140 Milford MA 01757	\$105,140.14	0.51%
8	Bryant Williams Painting Company, Inc.	19 1/2 ManiPOSE Street P.O. Box 481 Hyde Park MA 02136	\$18,000.00	0.09%
9	Capeway Roofing Systems, Inc.	664 Sanford Road Westport MA 02790	\$109,566.32	0.53%
10	Carl/Louis & Co.	16-R Fuller Street Dorchester MA	\$444,187.64	2.14%
11	Carvalho Electric, Ilc d/b/a JMC Construction & Associates	9 Candlestick Lane Sandown NH 03873	\$6,502.57	0.03%
12	Colony Drywall	119 State Road Westport MA 02790	\$276,929.28	1.34%
13	Costa Brothers Masonry Inc.	2 Lambeth Park Drive Fairhaven MA 02719	\$1,524,836.93	7.35%
14	D. Clifford Construction, Inc.	1600 Providence Highway Suite 175 Walpole MA 02081	\$119,053.79	0.57%
15	Dependable Masonry	73 Concord Street North Reading MA 01864	\$521,674.99	2.52%
16	Desperini Contracting Group, Inc.	565 North Main Street P.O. Box 909 Woonsocket RI 02895	\$2,429,994.12	11.72%
17	Don Martin Corp.	475 School Street Unit 6 Mansfield MA 02050	\$227,849.30	1.10%
18	ECO Waste Disposal & Container Storage Inc.	946 Washington Street Dorchester MA 02124	\$35,942.42	0.17%
19	Essex Newbury North Contracting Corp	65 Parker Street Unit 5 Newburyport MA 01950	\$286,334.65	1.38%
20	Fernandes Masonry Inc.	1031 Phillips Road New Bedford MA 02745	\$370,440.10	1.79%
21	Ferreira's Concrete Forms, Inc.	7 Tallman Ave East Providence RI 02914	\$97,137.50	0.47%
22	G s Ultimate Office Cleaning	34 Lafayette St Springfield MA 01109	\$4,800.00	0.02%
23	Gomes Construction Company, Inc.	136 Carmelina's Circle Ludlow MA 01056	\$1,230,974.00	5.93%
24	Heck Electric, LLC	156 Stony Hill Road Wilbraham MA 01095	\$41,528.08	0.20%
25	International Marketing Management Inc.	436 Shattuck Way Newington NH 03801	\$2,569.72	0.01%
26	JEREZ, LLC	29 Lilypond Avenue Saugus MA 01906	\$15,000.00	0.07%
27	K. DaPonte Construction Corporation	551 Indian Town Road Fall River MA 02790	\$34,210.78	0.16%



Division of Capital Asset Management and Maintenance

Annual Report for Contract Compliance Minority Payments Distribution In Construction Projects Fiscal Year 2015

MBE Firm	Address	MBE Payments	%
28 Lanco Scaffolding Inc.	33 Earle Street Somerville MA 02143	\$160,040.35	0.77%
29 Lighthouse Masonry Inc.	150 John Vertente Blvd. New Bedford MA 02745	\$93,655.00	0.45%
30 M G Denson Electric	4 Havard Street Springfield MA 01109	\$104,548.00	0.50%
31 Marmelo Brothers Construction Company, Inc.	13 Ventura Drive North Dartmouth MA 02747	\$157,420.00	0.76%
32 Mass Construction & Management Inc.	925 Washington Street Dorchester MA 02124	\$698,156.00	3.37%
33 Mill City Environmental Corp.	100 Foot of John St. 4th Floor Lowell MA 01852	\$12,300.00	0.06%
34 MJ Environmental, Inc.	181 Canal Street Floor 3 Lawrence MA 01840	\$1,002,760.94	4.83%
35 M-O-N Landscaping, Inc.	678 State Road North Dartmouth MA 02747	\$66,295.00	0.32%
36 M-V Electrical Contractors, Inc.	10 Conduit Acushnet MA 02743	\$34,321.95	0.17%
37 North Shore Steel Co., Inc.	16 Oakville Street Lynn MA 01905	\$319,154.36	1.54%
38 Optimum Building & Inspection Services, Inc.	P O Box 4773 Springfield MA 01101	\$123,568.81	0.60%
39 Pacific Drywall, LLC	19 Sawyer Avenue Dorchester MA 02125	\$324,400.77	1.56%
40 Raul Battallas Electric	Belmont St. Fitchburg ma 01420	\$189,131.50	0.91%
41 Richard Reid Electric Co.	23 Walkers Brook Dr. Reading MA 01867	\$119,249.78	0.57%
42 RM Technologies, Inc.	33 Franklin Street Lawrence MA 01840	\$771,785.28	3.72%
43 S&F Concrete Contractors, Inc.	166 Central Street P.O. Box 427 Hudson MA 01749	\$3,063,659.42	14.77%
44 Senices Enterprises, Inc.	311 Geneva Avenue Boston MA 02122	\$142,337.75	0.69%
45 South Dartmouth Construction	8 Kraseman Street South Dartmouth MA 02748	\$50,608.39	0.24%
46 SRS Contractors Inc.	153 Winthrop Avenue Lowell MA 01851	\$255,212.50	1.23%
47 T&T Steel Erectors Inc.	21 Taunton Avenue Mattapan MA 02126	\$33,386.00	0.16%
48 Taunton Electrical Corporation	P.O. Box 460 East Taunton MA 02718	\$62,631.62	0.30%
49 Tavares, LLC	250 West Park Street Providence RI 02908	\$238,791.00	1.15%
50 Titan Roofing, Inc.	70 Orange Street Chicopee MA 01013	\$1,352,851.84	6.52%
51 Total Mechanical Service Corp.	9 Natalie Way Plymouth MA 02360	\$220,084.13	1.06%
52 U.S. Drywall, Inc.	18 Cove Road South Dartmouth MA 02746	\$102,037.56	0.49%
53 United Walls Systems, LLC	59 Merriam Avenue Leominster MA 01453	\$236,664.19	1.14%
54 Unlimited Removal and Demolition, Inc.	P.O. Box 1387 Marblehead MA 01945	\$41,730.00	0.20%



Division of Capital Asset Management and Maintenance

Annual Report for Contract Compliance Minority Payments Distribution In Construction Projects Fiscal Year 2015

<i>MBE Firm</i>	<i>Address</i>	<i>MBE Payments</i>	<i>%</i>
55 Val Industrial Insulation	20 Clement Street Worcester MA 01603	\$33,000.00	0.16%
56 W.S. Anderson Inc.	33 Dover St. Suite 124 Brockton MA 02303	\$85,178.00	0.41%
57 Williams Electric, LLC	96 Warren St. Waltham MA 02453	\$38,689.93	0.19%
58 Wood & Wire Fence Co.	124 Reservoir Avenue Pawtucket RI 02860	\$128,056.47	0.62%
59 Xquisite Landscaping Inc.	1800 Washington St. Stoughton MA 02072	\$524,466.86	2.53%
Total:		\$20,741,930.13	100.00%

Report No. 3

WBE Payments for Construction Projects in Fiscal Year 2015



Division of Capital Asset Management and Maintenance

WBE Payments for Construction Projects In Fiscal Year 2015

Project #	Start Date	General Contractor WBE Firm	1st Quarter	2nd Quarter	3rd Quarter	4th Quarter	Total
AEPI303E UT 1	3/18/2013	Prism Consulting <i>H2O Applied Technologies LLC</i>	\$0.00	\$0.00	\$6,584.78	\$7,667.80	\$14,252.58
AEPI304E UT 1	3/18/2013	Northern Energy Service <i>Jacqueline Electric & Contracting</i>	\$0.00	\$1,253.00	\$0.00	\$0.00	\$1,253.00
AEPI306E UT 1	4/16/2013	AECOM Technical Service, Inc. <i>Granite City Electric Supply Co.</i> <i>Jacqueline Electric & Contracting</i>	\$257.92	\$5,327.19	\$1,404.75	\$0.00	\$6,989.86
AEPI309E UT 1	5/24/2013	Energy Conservation, Inc. <i>Jacqueline Electric & Contracting</i>	\$257.92	\$5,327.19	\$18,383.75	\$0.00	\$23,968.86
AEPI310E UT 1	3/31/2014	Gaurdian Energy Mgt Solutions <i>Evermore Light & Power, Inc.</i> <i>Jacqueline Electric & Contracting</i>	\$22,664.00	\$15,095.00	\$0.00	\$0.00	\$37,759.00
AEPI401E UT 1	12/3/2013	Groom Energy Solutions, LLC <i>Jacqueline Electric & Contracting</i>	\$0.00	\$0.00	\$18,000.00	\$0.00	\$18,000.00
AEPI402E UT 1	12/26/2013	Energy Conservation, Inc. <i>Jacqueline Electric & Contracting</i>	\$0.00	\$27,661.25	\$0.00	\$0.00	\$27,661.25
			\$0.00	\$27,661.25	\$0.00	\$0.00	\$27,661.25



Division of Capital Asset Management and Maintenance

WBE Payments for Construction Projects In Fiscal Year 2015

Project #	Start Date	General Contractor WBE Firm	1st Quarter	2nd Quarter	3rd Quarter	4th Quarter	Total
AEPI405E UT 1	1/27/2014	ESCO Energy Services Co. <i>Maria Fallon Electrical Services</i>	\$0.00	\$0.00	\$35,872.36	\$9,671.16	\$45,543.52
AEPI414E UT 1	6/26/2014	Gaurdian Energy Mgt Solutions <i>Jacqueline Electric & Contracting</i>	\$0.00	\$0.00	\$12,000.00	\$18,130.00	\$30,130.00
AEPI503E UT 1	10/15/2014	Groom Energy Solutions, LLC <i>Jacqueline Electric & Contracting</i>	\$0.00	\$0.00	\$0.00	\$32,555.52	\$32,555.52
BRC1001 DC 1	2/20/2014	Bond Brothers, Inc. <i>Arrow Time Consultants, LLC</i> <i>Federal Concrete, Inc.</i> <i>HB Welding Inc.</i> <i>Welch Associates Land Surveyors Inc.</i>	\$0.00	\$3,000.00	\$2,330.00	\$3,770.00	\$9,100.00
BSB1302 HC 1	1/7/2014	Consigli Construction Co., Inc. <i>Corporate Mechanical Inc.</i> <i>J. F. Shine Mechanical, Inc.</i> <i>SOS Corporation</i>	\$3,950.00	\$166,968.50	\$792,293.50	\$738,979.50	\$1,702,191.50
BSB1501 HC 1	10/15/2014	Northern Contracting Corp. <i>United Elevator Co.</i>	\$425,236.79	\$634,106.66	\$54,926.06	\$73,696.45	\$1,187,965.96



Division of Capital Asset Management and Maintenance

WBE Payments for Construction Projects In Fiscal Year 2015

Project #	Start Date	General Contractor WBE Firm	1st Quarter	2nd Quarter	3rd Quarter	4th Quarter	Total
BSC1301 HC 1	3/6/2014	J. J. Cardosi, Inc. <i>Rebars & Mesh, Inc.</i> <i>Thompson Company Inc.</i> <i>West Floor Covering, Inc</i>	\$3,683.00 \$0.00 \$0.00	\$0.00 \$0.00 \$0.00	\$0.00 \$9,751.75 \$0.00	\$0.00 \$62,733.25 \$75,004.40	\$3,683.00 \$72,485.00 \$75,004.40
CSU0401 DC 1	7/18/2012	J F White Contracting Company <i>Lemo Erectors Inc.</i>	\$3,683.00 \$6,021.00	\$0.00 \$0.00	\$9,751.75 \$0.00	\$137,737.65 \$0.00	\$151,172.40 \$6,021.00
CSU0401 DC 2	11/16/2011	NER Construction Management, Inc. <i>Folan Waterproofing & Construction Co., Inc.</i>	\$6,021.00 \$0.00	\$0.00 \$79,200.00	\$0.00 \$0.00	\$0.00 \$0.00	\$6,021.00 \$79,200.00
DCP0505 HC 6	6/27/2014	Charter Environmental, Inc. <i>Geo Logic Earth Exploration, Inc.</i> <i>JM Environmental Corporation Inc.</i> <i>P.C. Trucking</i>	\$0.00 \$0.00 \$0.00 \$0.00	\$79,200.00 \$12,462.50 \$33,198.00 \$23,800.00	\$0.00 \$0.00 \$0.00 \$1,700.00	\$0.00 \$0.00 \$0.00 \$0.00	\$79,200.00 \$12,462.50 \$33,198.00 \$25,500.00
DCP0505 HC 7	4/16/2014	J. R. Vinagro Corporation <i>Welch Associates Land Surveyors Inc.</i>	\$0.00 \$0.00	\$69,460.50 \$8,690.00	\$1,700.00 \$0.00	\$0.00 \$0.00	\$71,160.50 \$8,690.00
			\$0.00	\$8,690.00	\$0.00	\$0.00	\$8,690.00
			\$0.00	\$8,690.00	\$0.00	\$0.00	\$8,690.00



Division of Capital Asset Management and Maintenance

WBE Payments for Construction Projects In Fiscal Year 2015

Project #	Start Date	General Contractor WBE Firm	1st Quarter	2nd Quarter	3rd Quarter	4th Quarter	Total
DCPI228 FC 1	5/8/2014	Marois Construction Co., Inc <i>Atlantic Diversified Mason Contractors, Inc.</i>	\$0.00	\$6,289.00	\$22,136.00	\$0.00	\$28,425.00
		<i>Duseau Trucking, LLC</i>	\$0.00	\$1,689.20	\$5,189.00	\$5,195.00	\$12,073.20
		<i>EDM Construction, Inc.</i>	\$0.00	\$0.00	\$85,995.00	\$0.00	\$85,995.00
		<i>M. Frank Higgins & Co., Inc.</i>	\$0.00	\$0.00	\$70,752.00	\$95,101.00	\$165,853.00
DCPI232 FC 1	1/31/2014	Mountain View Landscape & Lawn Care, Inc. <i>Security Construction Services, Inc.</i>	\$0.00	\$7,978.20	\$184,072.00	\$100,296.00	\$292,346.20
		<i>Security Construction Services, Inc.</i>	\$0.00	\$28,500.00	\$0.00	\$0.00	\$28,500.00
DCPI234A HC 1	12/16/2013	Casby Brothers <i>Bowditch & Marinelli, Inc.</i>	\$0.00	\$8,000.00	\$0.00	\$0.00	\$8,000.00
		<i>Stafford Construction Services, Inc.</i>	\$14,874.39	\$0.00	\$0.00	\$0.00	\$14,874.39
DCPI319 FC 1	9/12/2013	Northern Contracting Corp. <i>Jackson Glass, Inc.</i>	\$14,874.39	\$8,000.00	\$0.00	\$0.00	\$22,874.39
		<i>Jackson Glass, Inc.</i>	\$0.00	\$78,707.50	\$0.00	\$0.00	\$78,707.50
DCPI344 HC 1	10/30/2013	Mill City Construction <i>A & J Demolition Services Corporation</i>	\$79,861.32	\$0.00	\$0.00	\$0.00	\$79,861.32
DCPI415 HC 1	7/25/2014	Chapman Waterproofing, Company <i>Dirty Girl Disposal/Millbury Rubbish Removal</i>	\$79,861.32	\$0.00	\$0.00	\$0.00	\$79,861.32
		<i>Dirty Girl Disposal/Millbury Rubbish Removal</i>	\$0.00	\$820.80	\$1,686.75	\$1,698.00	\$4,205.55
			\$0.00	\$820.80	\$1,686.75	\$1,698.00	\$4,205.55



Division of Capital Asset Management and Maintenance

WBE Payments for Construction Projects In Fiscal Year 2015

Project #	Start Date	General Contractor WBE Firm	1st Quarter	2nd Quarter	3rd Quarter	4th Quarter	Total
DDS1403 HC 1	5/28/2014	S & R Corporation <i>Cutting Edge Environmental, Inc.</i> <i>Markings, Inc.</i>	\$109,682.76 \$0.00 \$109,682.76	\$186,757.00 \$0.00 \$186,757.00	\$0.00 \$0.00 \$0.00	\$0.00 \$2,085.01 \$2,085.01	\$296,439.76 \$2,085.01 \$298,524.77
DDS1404 HC 1	10/22/2014	Kaszowski Brothers Contracting <i>Cronin Trucking & Excavation, Inc.</i> <i>Taylor Davis Landscape Company, Inc.</i>	\$0.00 \$0.00 \$0.00	\$6,243.75 \$4,720.00 \$10,963.75	\$0.00 \$0.00 \$0.00	\$0.00 \$9,300.00 \$9,300.00	\$6,243.75 \$14,020.00 \$20,263.75
DFS0901 DC 1	4/3/2014	W.J. Mountford Company <i>Rebars & Mesh, Inc.</i> <i>Triton Leasing & Rental, Inc.</i>	\$0.00 \$0.00 \$6,840.00	\$31,500.00 \$30,210.00 \$61,710.00	\$400.00 \$7,025.00 \$7,425.00	\$0.00 \$0.00 \$0.00	\$31,900.00 \$44,075.00 \$75,975.00
DMH0637 HC 2	6/12/2013	Contractors Network, Inc. <i>MA Waste Systems LLC</i> <i>West Floor Covering</i>	\$0.00 \$0.00 \$0.00	\$1,747.95 \$31,296.13 \$33,044.08	\$569.25 \$0.00 \$569.25	\$906.75 \$1,647.17 \$2,553.92	\$3,223.95 \$32,943.30 \$36,167.25
DMR0501 EC 3	11/22/2013	HVAC Engineering <i>Facilitations, Ltd.</i> <i>Maria Fallon Electrical Services</i>	\$0.00 \$0.00 \$6,175.00	\$19.26 \$0.00 \$19.26	\$23.00 \$0.00 \$23.00	\$0.00 \$0.00 \$0.00	\$42.26 \$6,175.00 \$6,217.26



Division of Capital Asset Management and Maintenance

WBE Payments for Construction Projects In Fiscal Year 2015

Project #	Start Date	General Contractor WBE Firm	1st Quarter	2nd Quarter	3rd Quarter	4th Quarter	Total
DMR1313 HC 1	11/15/2013	Stutman Contracting, Inc. <i>All State Waste, Inc.</i>	\$3,074.60	\$3,201.40	\$1,664.60	\$0.00	\$7,940.60
		<i>Fillion's Landscaping Inc.</i>	\$0.00	\$50,600.00	\$2,446.00	\$0.00	\$53,046.00
		<i>Modulease Corporation</i>	\$765.00	\$1,020.00	\$610.00	\$0.00	\$2,395.00
DOC0902 EC 1	12/3/2012	Constellation NewEnergy, INC <i>Fraser Engineering Company Inc.</i>	\$3,839.60	\$54,821.40	\$4,720.60	\$0.00	\$63,381.60
			\$0.00	\$623,037.81	\$0.00	\$146,851.77	\$769,889.58
			\$0.00	\$623,037.81	\$0.00	\$146,851.77	\$769,889.58
DPH0702 HC 1	12/30/2013	Enterprise Equipment Co. <i>Spindle City Insulation, Inc.</i>	\$9,500.00	\$31,853.00	\$0.00	\$0.00	\$41,353.00
			\$9,500.00	\$31,853.00	\$0.00	\$0.00	\$41,353.00
DYS0701 DC 1	1/17/2013	Dimeo Construction Company <i>Federal Concrete, Inc.</i>	\$328,838.00	\$297,398.00	\$36,549.00	\$59,506.00	\$722,291.00
		<i>Ramco Survey Stakes Co., Inc.</i>	\$21,585.85	\$0.00	\$0.00	\$0.00	\$21,585.85
		<i>Welch Associates Land Surveyors Inc.</i>	\$9,495.00	\$2,955.00	\$3,817.50	\$3,277.50	\$19,545.00
			\$359,918.85	\$300,353.00	\$40,366.50	\$62,783.50	\$763,421.85
EHS1101 HC 1	10/15/2013	Classic Construction & Development Corporation <i>Security Construction Services, Inc.</i>	\$0.00	\$37,313.48	\$0.00	\$0.00	\$37,313.48
			\$0.00	\$37,313.48	\$0.00	\$0.00	\$37,313.48



Division of Capital Asset Management and Maintenance

WBE Payments for Construction Projects In Fiscal Year 2015

Project #	Start Date	General Contractor	1st Quarter	2nd Quarter	3rd Quarter	4th Quarter	Total
FRC0802 DC 1	12/17/2012	Barr & Barr, Inc.					
		<i>Absolute Finishing Systems, LLC</i>	\$136,000.00	\$90,000.00	\$106,000.00	\$84,052.00	\$416,052.00
		<i>Avid Ironworks, Inc.</i>	\$0.00	\$17,509.00	\$0.00	\$0.00	\$17,509.00
		<i>Connecticut Drywall Finishing, Inc.</i>	\$31,812.00	\$69,057.00	\$108,420.00	\$58,004.00	\$267,293.00
		<i>DePaoli Mosaic Company Inc.</i>	\$6,055.30	\$843.60	\$0.00	\$0.00	\$6,898.90
		<i>Greenfield Glass Co., Inc.</i>	\$21,578.70	\$1,857.23	\$1,592.58	\$5,196.18	\$30,224.69
		<i>Jackson Glass, Inc.</i>	\$10,260.00	\$0.00	\$14,850.00	\$0.00	\$25,110.00
		<i>SOS Corporation</i>	\$541,200.75	\$174,722.25	\$46,712.00	\$0.00	\$762,635.00
		<i>The Dow Company Inc.</i>	\$0.00	\$200,900.00	\$0.00	\$0.00	\$200,900.00
		<i>West Floor Covering</i>	\$0.00	\$75,335.00	\$127,749.35	\$155,574.85	\$358,659.20
FSC0501 DC 1	6/25/2010	Bond Brothers, Inc.	\$746,906.75	\$630,224.08	\$405,323.93	\$302,827.03	\$2,085,281.79
		<i>Frontline, Inc.</i>	\$29,350.25	\$0.00	\$0.00	\$0.00	\$29,350.25
		<i>SOS Corporation</i>	\$50,579.42	\$0.00	\$0.00	\$0.00	\$50,579.42
FWE0901 DC 1	6/28/2012	Columbia Construction Co.	\$79,929.67	\$0.00	\$0.00	\$0.00	\$79,929.67
		<i>Folan Waterproofing & Construction Co., Inc.</i>	\$2,000.00	\$0.00	\$0.00	\$0.00	\$2,000.00
		<i>SOS Corporation</i>	\$50,551.40	\$0.00	\$0.00	\$0.00	\$50,551.40
HCC1201A HC 2	9/29/2014	D.E.W. Construction Corp.	\$52,551.40	\$0.00	\$0.00	\$0.00	\$52,551.40
		<i>Greenfield Glass Co., Inc.</i>	\$0.00	\$0.00	\$0.00	\$14,792.92	\$14,792.92
		<i>Taylor Davis Landscape Company, Inc.</i>	\$0.00	\$0.00	\$1,581.75	\$5,616.87	\$7,198.62
			\$0.00	\$0.00	\$1,581.75	\$20,409.79	\$21,991.54



Division of Capital Asset Management and Maintenance

WBE Payments for Construction Projects In Fiscal Year 2015

Project #	Start Date	General Contractor WBE Firm	1st Quarter	2nd Quarter	3rd Quarter	4th Quarter	Total
HSD1001 FC 2	5/29/2014	DeLuca Fence Co., Inc. <i>Dagle Electric Construction Corp.</i>	\$0.00	\$48,537.39	\$137,470.26	\$0.00	\$186,007.65
IFM1401 OM 1	4/30/2014	ENE Systems, Inc. <i>Corporate Mechanical Inc.</i>	\$16,882.00	\$0.00	\$0.00	\$0.00	\$16,882.00
MCA0602 DC 1	1/11/2012	Walsh Brothers, Inc. <i>Folan Waterproofing & Construction Co., Inc.</i>	\$31,273.05	\$0.00	\$3,055.20	\$11,966.20	\$46,294.45
		<i>Melo's Rodbusters</i>	\$11,276.00	\$0.00	\$0.00	\$0.00	\$11,276.00
		<i>Protape Specialties Inc.</i>	\$0.00	\$0.00	\$78,157.00	\$177,154.22	\$255,311.22
		<i>SOS Corporation</i>	\$3,826.14	\$0.00	\$0.00	\$1,501.54	\$5,327.68
		<i>Stafford Construction Services, Inc.</i>	\$0.00	\$0.00	\$2,470.00	\$0.00	\$2,470.00
MCC1301E EC 1	9/12/2014	Enterprise Equipment Co. <i>Maria Fallon Electrical Services</i>	\$46,375.19	\$0.00	\$83,682.20	\$190,621.96	\$320,679.35
MCC1401 HC 1	3/26/2014	G.V.W., Incorporated <i>L & L Contracting, Inc.</i>	\$0.00	\$0.00	\$86,519.94	\$50,155.52	\$136,675.46
			\$0.00	\$0.00	\$86,519.94	\$50,155.52	\$136,675.46
			\$0.00	\$21,660.00	\$0.00	\$0.00	\$21,660.00
			\$0.00	\$21,660.00	\$0.00	\$0.00	\$21,660.00



Division of Capital Asset Management and Maintenance

WBE Payments for Construction Projects In Fiscal Year 2015

Project #	Start Date	General Contractor WBE Firm	1st Quarter	2nd Quarter	3rd Quarter	4th Quarter	Total
MIL1001 DC 1	9/21/2012	J & J Contractors, Inc. <i>Folan Waterproofing & Construction Co., Inc.</i> <i>United Elevator Co.</i>	\$6,505.77	\$0.00	\$0.00	\$0.00	\$6,505.77
MMA1201 HC 1	12/4/2013	Eastern General Contractors, Inc. <i>City Enterprise, Inc.</i> <i>Thompson Company Inc.</i> <i>Village Forge Inc.</i>	\$0.00	\$0.00	\$0.00	\$16,931.20	\$16,931.20
MWC1201 DC 1	5/6/2014	Shawmut Design and Construction <i>Cronin Trucking & Excavation, Inc.</i>	\$0.00	\$79,752.50	\$8,561.50	\$0.00	\$88,314.00
NAC1001 DC 1	5/13/2011	Columbia Construction Co. <i>R.A. Hammond Construction Corp.</i>	\$29,925.00	\$0.00	\$2,470.00	\$0.00	\$32,395.00
NAC1001 DC 2	4/28/2014	Eastern General Contractors, Inc. <i>City Enterprise, Inc.</i>	\$29,925.00	\$79,752.50	\$11,031.50	\$16,931.20	\$137,640.20
NEC0801 DC 1	7/20/2011	W. T. Rich Co., Inc. <i>Thompson Company Inc.</i> <i>United Elevator Co.</i>	\$0.00	\$0.00	\$0.00	\$70,311.64	\$70,311.64
NAC1001 DC 1	5/13/2011	Columbia Construction Co. <i>R.A. Hammond Construction Corp.</i>	\$0.00	\$0.00	\$0.00	\$70,311.64	\$70,311.64
NAC1001 DC 2	4/28/2014	Eastern General Contractors, Inc. <i>City Enterprise, Inc.</i>	\$56,677.00	\$0.00	\$0.00	\$0.00	\$56,677.00
NEC0801 DC 1	7/20/2011	W. T. Rich Co., Inc. <i>Thompson Company Inc.</i> <i>United Elevator Co.</i>	\$56,677.00	\$0.00	\$0.00	\$0.00	\$56,677.00
NAC1001 DC 2	4/28/2014	Eastern General Contractors, Inc. <i>City Enterprise, Inc.</i>	\$0.00	\$0.00	\$37,511.00	\$0.00	\$37,511.00
NEC0801 DC 1	7/20/2011	W. T. Rich Co., Inc. <i>Thompson Company Inc.</i> <i>United Elevator Co.</i>	\$0.00	\$0.00	\$37,511.00	\$0.00	\$37,511.00
NAC1001 DC 2	4/28/2014	Eastern General Contractors, Inc. <i>City Enterprise, Inc.</i>	\$16,596.45	\$0.00	\$0.00	\$0.00	\$16,596.45
NEC0801 DC 1	7/20/2011	W. T. Rich Co., Inc. <i>Thompson Company Inc.</i> <i>United Elevator Co.</i>	\$21,413.25	\$0.00	\$0.00	\$0.00	\$21,413.25
NAC1001 DC 2	4/28/2014	Eastern General Contractors, Inc. <i>City Enterprise, Inc.</i>	\$38,009.70	\$0.00	\$0.00	\$0.00	\$38,009.70
NEC0801 DC 1	7/20/2011	W. T. Rich Co., Inc. <i>Thompson Company Inc.</i> <i>United Elevator Co.</i>	\$38,009.70	\$0.00	\$0.00	\$0.00	\$38,009.70



Division of Capital Asset Management and Maintenance

WBE Payments for Construction Projects In Fiscal Year 2015

Project #	Start Date	General Contractor WBE Firm	1st Quarter	2nd Quarter	3rd Quarter	4th Quarter	Total
NEC0901 EC 1	4/2/2012	Enterprise Equipment Co. <i>Spindle City Insulation, Inc.</i>	\$3,200.00	\$0.00	\$0.00	\$0.00	\$3,200.00
POL0303 EC 1	11/19/2009	Constellation NewEnergy, INC <i>Fraser Engineering Company Inc.</i>	\$0.00	\$0.00	\$18,696.67	\$82,061.83	\$100,758.50
POL1401 EM 1	12/11/2014	Enfield Enterprises Inc <i>Willow Tree Outdoor, LLC</i>	\$0.00	\$0.00	\$5,000.00	\$0.00	\$5,000.00
POL1455 FC 1	9/26/2014	Enterprise Equipment Co. <i>Spindle City Insulation, Inc.</i>	\$0.00	\$0.00	\$5,000.00	\$0.00	\$5,000.00
QCC1001 DC 1	2/12/2014	Daniel O'Connell's Sons Inc. <i>P.A.W. Inc.</i>	\$0.00	\$34,735.11	\$0.00	\$0.00	\$34,735.11
SDE0301 DC 3	8/21/2014	W.L. French Excavating Corp. <i>Markings, Inc.</i>	\$0.00	\$126,986.00	\$0.00	\$42,493.50	\$169,479.50
SDE1350 FC 1	7/14/2014	J F White Contracting Company <i>Lemoi Erectors Inc.</i>	\$0.00	\$86,878.75	\$0.00	\$2,651.45	\$89,530.20
			\$0.00	\$248,599.86	\$0.00	\$45,144.95	\$293,744.81
			\$0.00	\$0.00	\$2,349.75	\$0.00	\$2,349.75
			\$0.00	\$8,048.75	\$0.00	\$0.00	\$8,048.75
			\$0.00	\$8,048.75	\$0.00	\$0.00	\$8,048.75
			\$0.00	\$8,048.75	\$0.00	\$0.00	\$8,048.75
			\$0.00	\$2,349.75	\$0.00	\$0.00	\$2,349.75
			\$0.00	\$36,035.00	\$0.00	\$273,965.10	\$310,000.10
			\$0.00	\$36,035.00	\$0.00	\$273,965.10	\$310,000.10



Division of Capital Asset Management and Maintenance

WBE Payments for Construction Projects In Fiscal Year 2015

Project #	Start Date	General Contractor WBE Firm	1st Quarter	2nd Quarter	3rd Quarter	4th Quarter	Total
SDH1001 DC 1	9/21/2010	Daniel O'Connell's Sons Inc. <i>Green Insulation, Inc.</i> <i>SOS Corporation</i>	\$0.00 \$4,520.50 \$4,520.50	\$1,590.00 \$0.00 \$1,590.00	\$0.00 \$0.00 \$0.00	\$0.00 \$0.00 \$0.00	\$1,590.00 \$4,520.50 \$6,110.50
SDM0801 DC 1	6/4/2013	Walsh Construction Company <i>EDI Landscape, LLC</i> <i>Evermore Light & Power, Inc.</i>	\$54,331.45 \$166,000.00 \$220,331.45	\$0.00 \$0.00 \$0.00	\$0.00 \$0.00 \$0.00	\$0.00 \$0.00 \$0.00	\$54,331.45 \$166,000.00 \$220,331.45
SDP1202 EC 1	8/12/2014	Thielsch Engineering <i>Fraser Engineering Company Inc.</i>	\$0.00	\$61,924.92 \$61,924.92	\$66,518.02 \$66,518.02	\$25,709.52 \$25,709.52	\$154,152.46 \$154,152.46
SDW1401 HC 1	7/17/2014	S & R Corporation <i>Ramco Survey Stakes Co., Inc.</i>	\$0.00	\$24,457.47 \$24,457.47	\$0.00 \$0.00	\$0.00 \$0.00	\$24,457.47 \$24,457.47
SSA1101 ES 1	1/11/2012	Constellation NewEnergy, INC <i>Fraser Engineering Company Inc.</i>	\$660,329.62 \$660,329.62	\$646,891.48 \$646,891.48	\$0.00 \$0.00	\$0.00 \$0.00	\$1,307,221.10 \$1,307,221.10
TRC0604 HC 1	12/10/2013	Northern Contracting Corp. <i>J. F. Shine Mechanical, Inc.</i> <i>Jackson Glass, Inc.</i>	\$14,289.90 \$0.00 \$14,289.90	\$82,135.10 \$0.00 \$82,135.10	\$0.00 \$7,285.45 \$7,285.45	\$0.00 \$19,214.70 \$19,214.70	\$96,425.00 \$26,500.15 \$122,925.15



Division of Capital Asset Management and Maintenance

WBE Payments for Construction Projects In Fiscal Year 2015

Project #	Start Date	General Contractor WBE Firm	1st Quarter	2nd Quarter	3rd Quarter	4th Quarter	Total
TRC0606 DC 1	3/1/2012	The Whiting-Turner Contracting Co.					
		<i>Action Steel, LLC</i>	\$0.00	\$0.00	\$251,807.76	\$163,350.95	\$415,158.71
		<i>Berkshire Concrete Cutting, LLC</i>	\$18,812.00	\$0.00	\$0.00	\$0.00	\$18,812.00
		<i>Charles George Trucking Co., Inc.</i>	\$1,654.00	\$0.00	\$0.00	\$0.00	\$1,654.00
		<i>Cronin Trucking & Excavation, Inc.</i>	\$2,256.67	\$534.10	\$182.63	\$289.19	\$3,262.59
		<i>Federal Concrete, Inc.</i>	\$0.00	\$255,662.75	\$56,619.17	\$126,300.54	\$438,582.46
		<i>Greenfield Glass Co., Inc.</i>	\$0.00	\$12,885.60	\$0.00	\$69,015.00	\$81,900.60
		<i>JM Environmental Corporation Inc.</i>	\$7,000.00	\$0.00	\$0.00	\$0.00	\$7,000.00
		<i>M. Frank Higgins & Co., Inc.</i>	\$0.00	\$0.00	\$0.00	\$25,887.00	\$25,887.00
		<i>R.E.D. Technologies, LLC</i>	\$12,762.13	\$0.00	\$0.00	\$0.00	\$12,762.13
		<i>Structures by Design, Inc.</i>	\$0.00	\$30,000.00	\$0.00	\$0.00	\$30,000.00
TRC0802 EC 1	3/17/2011	Constellation NewEnergy, INC	\$42,484.80	\$299,082.45	\$308,609.56	\$384,842.68	\$1,035,019.49
		<i>Fraser Engineering Company Inc.</i>	\$0.00	\$245,457.12	\$0.00	\$0.00	\$245,457.12
TRC0802 EC 2	11/14/2012	B-G Mechanical Contractors Inc.	\$0.00	\$245,457.12	\$0.00	\$0.00	\$245,457.12
		<i>Coghlin Electrical Contractors Inc.</i>	\$66,596.40	\$0.00	\$0.00	\$0.00	\$66,596.40
TRC1209 DC 2	2/25/2014	Aalanco Service Corporation	\$66,596.40	\$0.00	\$0.00	\$0.00	\$66,596.40
		<i>E. L. Waterman, Inc.</i>	\$2,376.00	\$0.00	\$0.00	\$0.00	\$2,376.00
			\$2,376.00	\$0.00	\$0.00	\$0.00	\$2,376.00



Division of Capital Asset Management and Maintenance

WBE Payments for Construction Projects In Fiscal Year 2015

Project #	Start Date	General Contractor WBE Firm	1st Quarter	2nd Quarter	3rd Quarter	4th Quarter	Total
TRC1212 FC 1	8/27/2013	Kurtz, Inc. <i>Atlantic Diversified Mason Contractors, Inc.</i>	\$79,005.36	\$0.00	\$0.00	\$0.00	\$79,005.36
TRE1301 HC 1	6/4/2014	Casby Brothers <i>SRS Contractors Inc.</i>	\$0.00	\$48,615.00	\$88,373.50	\$0.00	\$136,988.50
UMA0801 DC 1	6/21/2011	Barr & Barr, Inc. <i>Connecticut Drywall Finishing, Inc.</i> <i>M. Frank Higgins & Co., Inc.</i> <i>Schedule Dynamics, Inc.</i>	\$0.00	\$48,615.00	\$88,373.50	\$0.00	\$136,988.50
UMA1201 DC 1	11/12/2014	The Whiting-Turner Contracting Co. <i>Cronin Trucking & Excavation, Inc.</i>	\$69,314.50	\$80,151.75	\$47,687.20	\$0.00	\$197,153.45
VET1401 FC 1	11/14/2014	Louis C. Allegrone, Inc <i>R.S. Lamson & Sons Inc</i>	\$0.00	\$0.00	\$0.00	\$447.52	\$447.52
			\$0.00	\$0.00	\$0.00	\$447.52	\$447.52
			\$0.00	\$0.00	\$0.00	\$96,000.00	\$96,000.00
			\$0.00	\$0.00	\$0.00	\$96,000.00	\$96,000.00



Division of Capital Asset Management and Maintenance

WBE Payments for Construction Projects In Fiscal Year 2015

Project #	Start Date	General Contractor	WBE Firm	1st Quarter	2nd Quarter	3rd Quarter	4th Quarter	Total
WOR0801 DC 1	1/9/2014	W. T. Rich Co., Inc.						
		<i>Charles George Trucking Co., Inc.</i>		\$27,811.65	\$0.00	\$0.00	\$0.00	\$27,811.65
		<i>Dow Company, Inc.</i>		\$62,532.50	\$0.00	\$0.00	\$0.00	\$62,532.50
		<i>Folan Waterproofing & Construction Co., Inc.</i>		\$0.00	\$28,800.00	\$0.00	\$28,000.00	\$56,800.00
		<i>JM Environmental Corporation Inc.</i>		\$7,500.00	\$0.00	\$0.00	\$0.00	\$7,500.00
		<i>R.E.D. Technologies, LLC</i>		\$223,411.25	\$0.00	\$0.00	\$0.00	\$223,411.25
		<i>Ramco Survey Stakes Co., Inc.</i>		\$8,730.00	\$0.00	\$0.00	\$0.00	\$8,730.00
				\$329,985.40	\$28,800.00	\$0.00	\$28,000.00	\$386,785.40
WSC1201 DC 1	6/30/2014	Walsh Brothers, Inc.						
		<i>Novel Iron Works, Inc.</i>		\$0.00	\$0.00	\$282,060.00	\$1,189,947.60	\$1,472,007.60
				\$0.00	\$0.00	\$282,060.00	\$1,189,947.60	\$1,472,007.60
		Grand Total:		\$3,619,841.04	\$5,027,569.25	\$2,845,216.03	\$4,174,681.12	\$15,667,307.44

Report No. 4

**Women Payments Distribution
in Construction Projects
Fiscal Year 2015**



Division of Capital Asset Management and Maintenance

Annual Report for Contract Compliance Women Payments Distribution In Construction Projects Fiscal Year 2015

	<i>WBE Firm</i>	<i>Address</i>	<i>WBE Payments</i>	<i>%</i>
1	A & J Demolition Services Corporation	599 Canal Street, 5th Floor, Suite #8 Lawrence MA 01840	\$79,861.32	0.51%
2	Absolute Finishing Systems, LLC	P.O. Box 4266 Manchester NH 03108	\$416,052.00	2.66%
3	Action Steel, LLC	34 O'Connell Road Ext. Colchester CT 06415	\$415,158.71	2.65%
4	All State Waste, Inc.	376 Washington St. Norwell MA 02061	\$7,940.60	0.05%
5	Arrow Time Consultants, LLC	14 Miller Street Somerville MA 02143	\$9,100.00	0.06%
6	Atlantic Diversified Mason Contractors, Inc.	500 North Liberty Street Belchertown MA 01007	\$107,430.36	0.69%
7	Avid Ironworks, Inc.	40 Rose Street Springfield MA 01104	\$17,509.00	0.11%
8	Berkshire Concrete Cutting, LLC	3595 Winstead Road Torrington CT 06790	\$18,812.00	0.12%
9	Bowditch & Marinelli, Inc.	108 Beacon Street Worcester MA 01608	\$8,000.00	0.05%
10	Charles George Trucking Co., Inc.	P.O. Box 857 Londonderry NH 03053	\$29,465.65	0.19%
11	City Enterprise, Inc.	38 Berkshire Avenue Springfield MA 01109	\$54,442.20	0.35%
12	Coghlin Electrical Contractors Inc.	100 Prescott St. Worcester MA 01605	\$66,596.40	0.43%
13	Connecticut Drywall Finishing, Inc.	900 Riverside Street, #146 Springfield MA 01089	\$292,889.00	1.87%
14	Corporate Mechanical Inc.	1501 Main Street Tewksbury MA 01876	\$1,073,254.73	6.85%
15	Cronin Trucking & Excavation, Inc.	214 O'Neill Road P.O. Box 543 West Warren MA 01092	\$80,265.50	0.51%
16	Cutting Edge Environmental, Inc.	58 Mellen Street Hopedale MA 01747	\$296,439.76	1.89%
17	Dagle Electric Construction Corp.	PO Box 760982 Melrose MA 02176	\$186,007.65	1.19%
18	DePaoli Mosaic Company Inc.	52 York Avenue Randolph MA 02368	\$6,898.90	0.04%
19	Dirty Girl Disposal/Millbury Rubbish Removal	45 River Street Millbury MA 012527	\$4,205.55	0.03%
20	Dow Company, Inc.	154 B Haverhill Street Methuen MA 01844	\$62,532.50	0.40%
21	Duseau Trucking, LLC	129 Elm Street P. O. Box 376 Hatfield MA 01038	\$12,073.20	0.08%
22	E. L. Waterman, Inc.	P.O. Box 635 Fiskdale MA 01518-0635	\$2,376.00	0.02%
23	EDI Landscape, LLC	32 Belmont Street Hartford CT 06106	\$54,331.45	0.35%
24	EDM Construction, Inc.	PO Box 35 Byfield MA 01922	\$85,995.00	0.55%
25	Evermore Light & Power, Inc.	143 Mishawum Road Woburn MA 01801	\$184,000.00	1.17%
26	Facilities, Ltd.	3 Post Office Sq Acton MA 01720	\$42.26	0.00%
27	Federal Concrete, Inc.	One Condon Way Suite A Hopedale MA 01747	\$2,564,302.46	16.37%



Division of Capital Asset Management and Maintenance

Annual Report for Contract Compliance
 Women Payments Distribution In Construction Projects
 Fiscal Year 2015

	<i>WBE Firm</i>	<i>Address</i>	<i>WBE Payments</i>	<i>%</i>
28	Fillion's Landscaping Inc.	111 Carver Street Granby MA 01033	\$53,046.00	0.34%
29	Folan Waterproofing & Construction Co., Inc.	795 Washington St. South Easton MA 02375	\$190,800.22	1.22%
30	Fraser Engineering Company Inc.	65 Court Street P.O. Box 9142 Newton MA 02460	\$2,577,478.76	16.45%
31	Frontline, Inc.	58 Mellen St Hoedale MA 01747	\$29,350.25	0.19%
32	Geo Logic Earth Exploration, Inc.	7 Sherwood Drive Norfolk MA 02056	\$12,462.50	0.08%
33	Granite City Electric Supply Co.	19 Quincy Avenue Quincy MA 02169	\$6,989.86	0.04%
34	Green Insulation, Inc.	One Potter Street Adams MA 01220	\$1,590.00	0.01%
35	Greenfield Glass Co., Inc.	52 River Street Greenfield MA 01301	\$126,918.21	0.81%
36	H2O Applied Technologies LLC	50 Federal Street 4th Floor Boston MA 02110	\$14,252.58	0.09%
37	HB Welding Inc.	117 Webster Street Pawtucket RI 02861	\$256,000.00	1.63%
38	J. F. Shime Mechanical, Inc.	2383 Center Street Boston MA 02132	\$179,032.25	1.14%
39	Jackson Glass, Inc.	3195 Washington St. Jamaica Plain MA 02130	\$130,317.65	0.83%
40	Jacqueline Electric & Contracting	116 Maryann Way N. Attleboro MA 02760	\$179,542.77	1.15%
41	JM Environmental Corporation Inc.	71 Elm St. Suite 300 Worcester MA 01609	\$47,698.00	0.30%
42	L & L Contracting, Inc.	25 Hayward Street Braintree MA 02184	\$21,660.00	0.14%
43	Lemoi Erectors Inc.	54 Main Street Suite 3 Sturbridge ma 01566	\$316,021.10	2.02%
44	M. Frank Higgins & Co., Inc.	780 N. Mountain Road Newington CT 06111	\$362,352.45	2.31%
45	MA Waste Systems LLC	300 Centre Street Holbrook MA 02343	\$3,223.95	0.02%
46	Maria Fallon Electrical Services	181 Allen St. Braintree MA 02184	\$188,393.98	1.20%
47	Markings, Inc.	30 Riverside Drive Pembroke MA 02359	\$4,434.76	0.03%
48	Melo's Rodbusters	876 Smith Neck Road South Dartmouth MA 02748	\$11,276.00	0.07%
49	Modulase Corporation	27 Brentwood Road Chelmsford MA 01863	\$2,395.00	0.02%
50	Novel Iron Works, Inc.	250 Ocean Road Greenland NH 03840	\$1,472,007.60	9.40%
51	P.A.W. Inc.	P.O. Box 375 Ludlow MA 01056	\$34,735.11	0.22%
52	P.C. Trucking	15 Ellington Road Tewksbury MA 01876	\$25,500.00	0.16%
53	Protape Specialties Inc.	125 Hunting Road Auburn NH 03032	\$255,311.22	1.63%
54	R.A. Hammond Construction Corp.	2 Warren Road North Oxford MA 01537	\$56,677.00	0.36%



Division of Capital Asset Management and Maintenance

Annual Report for Contract Compliance
 Women Payments Distribution In Construction Projects
 Fiscal Year 2015

WBE Firm	Address	WBE Payments	%
55 R.E.D. Technologies, LLC	5 Forest Park Drive Farmington CT 08032	\$236,173.38	1.51%
56 R.S. Lamson & Sons Inc	29 Lake street Hudson MA 01749	\$96,000.00	0.61%
57 Ramco Survey Stakes Co., Inc.	685 North Main Street West Bridgewater MA 02379	\$62,822.07	0.40%
58 Rebars & Mesh, Inc.	111 Avco Road Haverhill MA 01835	\$35,583.00	0.23%
59 Schedule Dynamics, Inc.	15 Wake Robin Rd. Sudbury MA 01776	\$945.00	0.01%
60 Security Construction Services, Inc.	59 Apsley Street Hudson MA 01749	\$65,813.48	0.42%
61 SOS Corporation	331 West Street Milford MA 01757	\$922,599.98	5.89%
62 Spindle City Insulation, Inc.	524 Mt. Pleasant Street P.O. Box 9303 Fall River MA 02720	\$49,553.00	0.32%
63 SRS Contractors Inc.	153 Winthrop Avenue Lowell MA 01851	\$136,988.50	0.87%
64 Stafford Construction Services, Inc.	119 Main Street Saugus MA 01906	\$17,344.39	0.11%
65 Structures by Design, Inc.	P.O. Box 1086 Northampton MA 01061	\$30,000.00	0.19%
66 Taylor Davis Landscape Company, Inc.	577 West Street Amherst MA 01002	\$21,218.62	0.14%
67 The Dow Company Inc.	1546 Haverhill Street Methuen, MA 01844	\$200,900.00	1.28%
68 Thompson Company Inc.	805 Pleasant Street East Weymouth MA 02189	\$346,874.95	2.21%
69 Triton Leasing & Rental, Inc.	279 B Garden Street Feeding Hills MA 01030	\$44,075.00	0.28%
70 United Elevator Co.	150 Recreation Park Drive #8 Hingham MA 02043	\$49,537.05	0.32%
71 Village Forge Inc.	51 Industrial Drive Readville MA 02137	\$32,395.00	0.21%
72 Welch Associates Land Surveyors Inc.	353 West Center St. Bridgewater MA 02379	\$61,897.50	0.40%
73 West Floor Covering	42 Winter St Suite 11 Pembroke MA 02359	\$391,602.50	2.50%
74 West Floor Covering, Inc	42 Winter St Suite 11 Pembroke MA 02359	\$164,534.60	1.05%
75 Willow Tree Outdoor, LLC	1 Federal St Building 101 Springfield MA 01102	\$5,000.00	0.03%
Total:		\$15,667,307.44	100.00%

Report No. 5

MBE Payments for Design Projects in Fiscal Year 2015



Division of Capital Asset Management and Maintenance

MBE Payments for Design Projects In Fiscal Year 2015

Project #	Start Date	General Contractor MBE Firm	1st Quarter	2nd Quarter	3rd Quarter	4th Quarter	Total
BCC1301 DC 1*	9/5/2014	NBBJ Limited Partnership <i>Mikyong Kim Design</i>	\$0.00	\$0.00	\$10,000.00	\$16,653.44	\$26,653.44
		<i>RSE Associates, Inc.</i>	\$0.00	\$4,500.00	\$12,000.00	\$16,500.00	\$33,000.00
		<i>V J Associates of New England, Inc.</i>	\$0.00	\$0.00	\$0.00	\$19,000.00	\$19,000.00
			\$0.00	\$4,500.00	\$22,000.00	\$52,153.44	\$78,653.44
BCC1301 ST 1*	5/23/2013	NBBJ Limited Partnership <i>Mikyong Kim Design</i>	\$0.00	\$3,900.00	\$0.00	\$0.00	\$3,900.00
		<i>Richmond So Engineering Inc.</i>	\$26,197.44	\$5,500.00	\$0.00	\$0.00	\$31,697.44
		<i>V J Associates of New England, Inc.</i>	\$3,300.00	\$5,500.00	\$0.00	\$0.00	\$8,800.00
			\$29,497.44	\$14,900.00	\$0.00	\$0.00	\$44,397.44
BHE0501 ST 2*	5/5/2005	Chan Krieger & Associates/NBBJ Limited Partnership <i>Chan Architecture and Urban Design, LLC</i>	\$0.00	\$22,162.50	\$3,276.00	\$11,787.50	\$37,226.00
		<i>V J Associates of New England, Inc.</i>	\$0.00	\$0.00	\$0.00	\$4,000.00	\$4,000.00
		<i>VAV International, Inc.</i>	\$0.00	\$15,000.00	\$0.00	\$15,600.00	\$30,600.00
			\$0.00	\$37,162.50	\$3,276.00	\$31,387.50	\$71,826.00
BHE1501 ST 1*	10/6/2014	Finegold Alexander Architects Inc. <i>Chan Architecture and Urban Design, LLC</i>	\$0.00	\$0.00	\$0.00	\$3,400.00	\$3,400.00
BRC1001 DC 1*	1/23/2013	Sasaki Associates, Inc. <i>Fernandez & Associates</i>	\$9,987.50	\$3,500.00	\$0.00	\$0.00	\$13,487.50
		<i>Richmond So Engineering Inc.</i>	\$35,170.00	\$17,660.00	\$21,750.00	\$8,700.00	\$83,280.00
			\$45,157.50	\$21,160.00	\$21,750.00	\$8,700.00	\$96,767.50



Division of Capital Asset Management and Maintenance

MBE Payments for Design Projects In Fiscal Year 2015

Project #	Start Date	General Contractor MBE Firm	1st Quarter	2nd Quarter	3rd Quarter	4th Quarter	Total
BSB1206 ST 1*	10/17/2012	Goody, Clancy & Associates, Inc. <i>ART Engineering Corporation</i>	\$0.00	\$16,800.00	\$0.00	\$0.00	\$16,800.00
		<i>V J Associates of New England, Inc.</i>	\$0.00	\$13,600.00	\$0.00	\$0.00	\$13,600.00
		<i>VAV International, Inc.</i>	\$0.00	\$0.00	\$11,225.00	\$0.00	\$11,225.00
BSC1301 HC 1*	5/6/2014	Perry Dean Rogers & Partners <i>Lim Consultants, Inc.</i>	\$0.00	\$30,400.00	\$11,225.00	\$0.00	\$41,625.00
		<i>Payette Associates Inc</i>	\$0.00	\$1,375.00	\$1,375.00	\$2,200.00	\$4,950.00
		<i>EHK Adjorlolo & Associates</i>	\$6,370.00	\$9,800.00	\$0.00	\$5,145.50	\$21,315.50
CME0902 ST 1*	11/21/2011	HDR Architecture, PC <i>CDW Consultants, Inc.</i>	\$6,370.00	\$9,800.00	\$0.00	\$5,145.50	\$21,315.50
		<i>Ly Consulting Engineers, Inc.</i>	\$2,700.00	\$0.00	\$0.00	\$0.00	\$2,700.00
		<i>Allen M. Lieb Architects, P.C., Ltd.</i>	\$2,000.00	\$0.00	\$0.00	\$0.00	\$2,000.00
DCP0001 HD 4*	3/20/2006	Allen M. Lieb Architects, P.C., Ltd. <i>Shekar & Associates</i>	\$4,700.00	\$0.00	\$0.00	\$0.00	\$4,700.00
		<i>Spalding Tougias Architects, Inc.</i>	\$1,055.00	\$0.00	\$0.00	\$0.00	\$1,055.00
DCP0608 HD 2*	4/4/2007	Spalding Tougias Architects, Inc. <i>SAR Engineering, Inc</i>	\$1,055.00	\$0.00	\$0.00	\$0.00	\$1,055.00
		<i>Livermore Edwards & Associates</i>	\$0.00	\$0.00	\$5,125.00	\$0.00	\$5,125.00
DCP0708 HD 1*	7/20/2007	Livermore Edwards & Associates <i>RWM Engineering, Inc.</i>	\$0.00	\$0.00	\$5,125.00	\$0.00	\$5,125.00
		<i>RWM Engineering, Inc.</i>	\$0.00	\$2,000.00	\$0.00	\$4,800.00	\$6,800.00
			\$0.00	\$2,000.00	\$0.00	\$4,800.00	\$6,800.00



Division of Capital Asset Management and Maintenance

MBE Payments for Design Projects In Fiscal Year 2015

Project #	Start Date	General Contractor MBE Firm	1st Quarter	2nd Quarter	3rd Quarter	4th Quarter	Total
DCP0809 HD 4*	7/3/2008	Richard D. Kimball Co., Inc. <i>Domenech, Hicks, & Krockmalnic, Inc.</i>	\$0.00	\$0.00	\$6,019.20	\$0.00	\$6,019.20
DCP0811 HD 3*	1/29/2009	Ford Gillen Architects, Inc. <i>AKAL Engineering, Inc.</i> <i>GM2 Associates, Inc.</i>	\$0.00 \$570.00 \$12,622.50	\$0.00 \$0.00 \$0.00	\$6,019.20 \$0.00 \$2,908.00	\$0.00 \$0.00 \$0.00	\$6,019.20 \$570.00 \$15,530.50
DCP0816 HD 2*	5/1/2009	The Green Engineer LLP <i>ART Engineering Corporation</i>	\$13,192.50 \$900.00	\$0.00 \$0.00	\$2,908.00 \$1,800.00	\$0.00 \$0.00	\$16,100.50 \$2,700.00
DCP0908 HD 1*	12/18/2009	Studio G. Architects, Inc. <i>SAR Engineering, Inc</i> <i>V J Associates of New England, Inc.</i>	\$0.00 \$0.00 \$0.00	\$8,000.00 \$0.00 \$0.00	\$2,000.00 \$5,400.00	\$3,200.00 \$0.00	\$13,200.00 \$5,400.00
DCP0908 HD 2*	2/23/2010	Ellenzweig Associates, Inc. <i>Fernandez & Associates</i> <i>Lin Associates, Inc.</i>	\$0.00 \$1,655.00 \$830.00	\$8,000.00 \$5,900.00 \$7,700.00	\$7,400.00 \$455.00 \$525.00	\$3,200.00 \$1,050.00 \$688.00	\$18,600.00 \$9,060.00 \$9,743.00
DCP0908 HD 6*	9/21/2012	Dietz & Company Architects, Inc. <i>Ly Consulting Engineers, Inc.</i>	\$2,485.00 \$31,300.00 \$31,300.00	\$13,600.00 \$2,300.00 \$2,300.00	\$980.00 \$6,175.00 \$6,175.00	\$1,738.00 \$26,200.00 \$26,200.00	\$18,803.00 \$65,975.00 \$65,975.00



Division of Capital Asset Management and Maintenance

MBE Payments for Design Projects In Fiscal Year 2015

Project #	Start Date	General Contractor MBE Firm	1st Quarter	2nd Quarter	3rd Quarter	4th Quarter	Total
DCP0908 HD 9*	4/28/2014	DiMella Shaffer Associates, Inc. <i>3iVE, LLC</i> <i>Lim Consultants, Inc.</i>	\$0.00 \$0.00 \$0.00	\$0.00 \$0.00 \$0.00	\$4,800.00 \$2,765.50 \$7,565.50	\$0.00 \$0.00 \$0.00	\$4,800.00 \$2,765.50 \$7,565.50
DCP0909 HD 2*	9/27/2010	Architectural Engineers, Inc. <i>Lin Associates, Inc.</i>	\$0.00 \$0.00	\$2,850.00 \$2,850.00	\$0.00 \$0.00	\$0.00 \$0.00	\$2,850.00 \$2,850.00
DCP0909 HD 3*	9/12/2011	Arup USA Inc. <i>Richmond So Engineering Inc.</i> <i>V J Associates of New England, Inc.</i>	\$7,800.00 \$9,500.00 \$17,300.00	\$0.00 \$0.00 \$0.00	\$6,150.00 \$8,500.00 \$14,650.00	\$2,050.00 \$6,500.00 \$8,550.00	\$16,000.00 \$24,500.00 \$40,500.00
DCP0909 HD 4*	3/13/2013	Richard D. Kimball Co., Inc. <i>Bryant Associates, Inc.</i> <i>CGVK Architects, Inc.</i> <i>RWM Engineering, Inc.</i> <i>V J Associates of New England, Inc.</i>	\$0.00 \$0.00 \$0.00 \$0.00 \$0.00	\$0.00 \$34,500.00 \$8,700.00 \$0.00 \$43,200.00	\$5,092.79 \$0.00 \$20,400.00 \$12,184.00 \$37,676.79	\$9,230.30 \$46,000.00 \$0.00 \$4,569.00 \$59,799.30	\$14,323.09 \$80,500.00 \$29,100.00 \$16,753.00 \$140,676.09
DCP0910 HD 1*	11/4/2011	Simpson, Gumpertz & Heger, Inc. <i>SAR Engineering, Inc</i> <i>Stull & Lee, Inc.</i> <i>V J Associates of New England, Inc.</i>	\$4,083.50 \$0.00 \$6,000.00 \$10,083.50	\$825.00 \$30,442.86 \$0.00 \$31,267.86	\$0.00 \$56,551.59 \$0.00 \$56,551.59	\$0.00 \$35,390.50 \$0.00 \$35,390.50	\$4,908.50 \$122,384.95 \$6,000.00 \$133,293.45



Division of Capital Asset Management and Maintenance

MBE Payments for Design Projects In Fiscal Year 2015

Project #	Start Date	General Contractor MBE Firm	1st Quarter	2nd Quarter	3rd Quarter	4th Quarter	Total
DCP0910 HD 2*	3/13/2013	Habeeb & Associates, Inc. <i>Pristine Engineers</i> <i>Shekar & Associates</i>	\$0.00 \$0.00 \$0.00	\$0.00 \$0.00 \$0.00	\$0.00 \$16,660.00 \$16,660.00	\$17,400.00 \$0.00 \$17,400.00	\$17,400.00 \$16,660.00 \$34,060.00
DCP1119 HD 1*	4/19/2011	Finegold Alexander Architects Inc. <i>Richmond So Engineering Inc.</i>	\$2,250.00 \$2,250.00	\$6,760.00 \$6,760.00	\$2,400.00 \$2,400.00	\$15,050.00 \$15,050.00	\$26,460.00 \$26,460.00
DCP1213 HD 2*	2/17/2012	Kling Stubbins, LLP aka Jacobs <i>Lin Associates, Inc.</i>	\$300.00 \$300.00	\$9,797.00 \$9,797.00	\$0.00 \$0.00	\$1,625.00 \$1,625.00	\$11,722.00 \$11,722.00
DCP1213 HD 5*	12/18/2012	Arup USA Inc. <i>V J Associates of New England, Inc.</i>	\$2,025.00 \$2,025.00	\$0.00 \$0.00	\$0.00 \$0.00	\$0.00 \$0.00	\$2,025.00 \$2,025.00
DCP1319 FC 1*	10/19/2012	AHA Consulting Engineers <i>Richmond So Engineering Inc.</i>	\$200.00 \$200.00	\$500.00 \$500.00	\$0.00 \$0.00	\$0.00 \$0.00	\$700.00 \$700.00
DCP1359 HD 1*	2/12/2014	Kleinfelder/SEA <i>ART Engineering Corporation</i> <i>V J Associates of New England, Inc.</i>	\$0.00 \$0.00 \$0.00	\$0.00 \$0.00 \$0.00	\$18,600.00 \$4,600.00 \$23,200.00	\$2,000.00 \$27,000.00 \$29,000.00	\$20,600.00 \$31,600.00 \$52,200.00
DCP1359 HD 5*	2/2/2014	STV Incorporated <i>V J Associates of New England, Inc.</i>	\$0.00 \$0.00	\$0.00 \$0.00	\$5,000.00 \$5,000.00	\$0.00 \$0.00	\$5,000.00 \$5,000.00



Division of Capital Asset Management and Maintenance

MBE Payments for Design Projects In Fiscal Year 2015

Project #	Start Date	General Contractor MBE Firm	1st Quarter	2nd Quarter	3rd Quarter	4th Quarter	Total
DCPI359 HD 8*	7/14/2014	Goldman Reinsdorf Architects Inc. <i>V J Associates of New England, Inc.</i>	\$0.00	\$0.00	\$0.00	\$2,500.00	\$2,500.00
DCPI359 HD 9*	4/2/2014	SMRT, Inc. <i>C & C Consulting Engineers, LLC</i> <i>V J Associates of New England, Inc.</i>	\$0.00	\$6,761.40	\$0.00	\$0.00	\$6,761.40
DFS0901 DC 1*	1/7/2013	Dore & Whittier Architects, Inc. <i>Engineers Design Group, Inc.</i> <i>Garcia, Galuska & DeSousa, Inc.</i>	\$0.00	\$3,477.60	\$4,618.40	\$0.00	\$8,096.00
DMH0501 DC 1	7/20/2007	Ellenzweig Associates, Inc. <i>Horiuchi Solien Inc.</i>	\$0.00	\$3,201.00	\$38,336.00	\$335.64	\$41,872.64
DYS0701 DC 1*	3/23/2012	ICON Architecture Inc. <i>Lim Consultants, Inc.</i>	\$3,800.00	\$5,600.00	\$0.00	\$0.00	\$9,400.00
DYS1501 ST 1*	10/31/2014	Studio G. Architects, Inc. <i>SAR Engineering, Inc</i>	\$3,800.00	\$5,600.00	\$0.00	\$0.00	\$9,400.00
FRC0802 DC 1*	12/6/2011	Ellenzweig Associates, Inc. <i>Horiuchi Solien Inc.</i> <i>Lin Associates, Inc.</i>	\$510.00	\$19,029.00	\$10,061.00	\$10,619.00	\$40,219.00
			\$33,646.00	\$25,227.00	\$3,060.00	\$7,050.00	\$68,983.00
			\$34,156.00	\$44,256.00	\$13,121.00	\$17,669.00	\$109,202.00



Division of Capital Asset Management and Maintenance

MBE Payments for Design Projects In Fiscal Year 2015

Project #	Start Date	General Contractor MBE Firm	1st Quarter	2nd Quarter	3rd Quarter	4th Quarter	Total
FSC0501 DC 1 *	10/19/2009	CBT/Childs Bertman Tseckares, Inc. <i>Lim Consultants, Inc.</i>	\$3,125.00	\$0.00	\$0.00	\$0.00	\$3,125.00
		<i>Mikyoung Kim Design</i>	\$5,600.00	\$0.00	\$0.00	\$0.00	\$5,600.00
			\$8,725.00	\$0.00	\$0.00	\$0.00	\$8,725.00
FWE0901 DC 1 *	8/4/2009	Architerra, Inc. <i>Green International Affiliates, Inc.</i>	\$3,200.00	\$1,500.00	\$0.00	\$0.00	\$4,700.00
		<i>Ly Consulting Engineers, Inc.</i>	\$8,600.00	\$0.00	\$0.00	\$0.00	\$8,600.00
			\$11,800.00	\$1,500.00	\$0.00	\$0.00	\$13,300.00
HCC0801 ST 2 *	4/17/2014	HKT Architects, Inc. <i>Lim Consultants, Inc.</i>	\$5,175.00	\$0.00	\$0.00	\$0.00	\$5,175.00
		<i>VAV International, Inc.</i>	\$0.00	\$0.00	\$8,000.00	\$0.00	\$8,000.00
			\$5,175.00	\$0.00	\$8,000.00	\$0.00	\$13,175.00
MAS1402 ST 1 *	6/9/2014	Payette Associates Inc <i>Lim Consultants, Inc.</i>	\$0.00	\$0.00	\$0.00	\$5,375.00	\$5,375.00
			\$0.00	\$0.00	\$0.00	\$5,375.00	\$5,375.00
MCA0602 DC 1 *	2/4/2011	Ennead Architects, LLP <i>Leslie E. Robertson Associates, RLLP</i>	\$4,851.00	\$9,702.00	\$0.00	\$16,977.50	\$31,530.50
			\$4,851.00	\$9,702.00	\$0.00	\$16,977.50	\$31,530.50
MCC1001 DC 1 *	4/2/2014	Leers, Weinzapfel Associates <i>Green International Affiliates, Inc.</i>	\$9,240.00	\$4,200.00	\$0.00	\$0.00	\$13,440.00
		<i>RSE Associates, Inc.</i>	\$24,000.00	\$0.00	\$9,000.00	\$0.00	\$33,000.00
			\$33,240.00	\$4,200.00	\$9,000.00	\$0.00	\$46,440.00



Division of Capital Asset Management and Maintenance

MBE Payments for Design Projects In Fiscal Year 2015

Project #	Start Date	General Contractor MBE Firm	1st Quarter	2nd Quarter	3rd Quarter	4th Quarter	Total
MCC1401 HC 1*	1/31/2014	Genapp Design Associates <i>Lin Associates, Inc.</i>	\$3,119.00	\$3,478.00	\$3,263.05	\$0.00	\$9,860.05
MMA1201 HC 1	1/30/2013	Perry Dean Rogers & Partners <i>CDW Consultants, Inc.</i> <i>Lim Consultants, Inc.</i>	\$3,119.00	\$3,478.00	\$3,263.05	\$0.00	\$9,860.05
MWC1201 DC 1	9/5/2013	Architerra, Inc. <i>Green International Affiliates, Inc.</i> <i>Ly Consulting Engineers, Inc.</i>	\$0.00	\$2,860.00	\$0.00	\$0.00	\$2,860.00
NAC1001 DC 1*	2/1/2011	Einhorn Yaffee Prescott Architecture & Engineering, P.C. <i>Horiuchi Solien Inc.</i>	\$18,067.50	\$21,800.00	\$7,350.00	\$10,580.00	\$57,797.50
NAC1001 DC 2*	1/21/2011	Einhorn Yaffee Prescott Architecture & Engineering, P.C. <i>Garcia, Galuska & DeSousa, Inc.</i> <i>V J Associates of New England, Inc.</i>	\$0.00	\$0.00	\$0.00	\$30,971.25	\$30,971.25
NAC1001 ST 1*	3/3/2010	Einhorn Yaffee Prescott Architecture & Engineering, P.C. <i>Horiuchi Solien Inc.</i>	\$0.00	\$20,448.00	\$3,408.00	\$0.00	\$23,856.00
NSC1102 DC 1*	6/12/2014	Shepley, Bulfinch, Richardson & Abbott <i>ART Engineering Corporation</i>	\$0.00	\$0.00	\$8,200.00	\$32,800.00	\$41,000.00
			\$0.00	\$0.00	\$8,200.00	\$32,800.00	\$41,000.00



Division of Capital Asset Management and Maintenance

MBE Payments for Design Projects In Fiscal Year 2015

Project #	Start Date	General Contractor MBE Firm	1st Quarter	2nd Quarter	3rd Quarter	4th Quarter	Total
POL1303 ST 1*	6/19/2014	Finegold Alexander Architects Inc. <i>Richmond So Engineering Inc.</i>	\$0.00	\$0.00	\$0.00	\$4,100.00	\$4,100.00
QCC1001 DC 1*	2/1/2013	Perry Dean Rogers & Partners <i>Richmond So Engineering Inc.</i>	\$0.00	\$0.00	\$0.00	\$4,100.00	\$4,100.00
RCC1201 DC 1*	12/10/2013	Chan Krieger & Associates/NBBJ Limited Partnership <i>ART Engineering Corporation</i> <i>Audrey O'Hagan Architects, LLC</i> <i>Crabtree McGrath Associates, Inc.</i> <i>Richmond So Engineering Inc.</i> <i>V J Associates of New England, Inc.</i>	\$15,200.00	\$4,800.00	\$2,400.00	\$9,600.00	\$32,000.00
RCC1402 HC 1*	1/16/2015	ICON Architecture Inc. <i>Lim Consultants, Inc.</i>	\$5,700.00	\$14,070.00	\$22,500.00	\$42,000.00	\$84,270.00
RCC1402 HS 1*	9/29/2014	ICON Architecture Inc. <i>Lim Consultants, Inc.</i> <i>Mikyoung Kim Design</i> <i>V J Associates of New England, Inc.</i>	\$0.00	\$0.00	\$1,000.00	\$0.00	\$1,000.00
SDH1001 DC 1*	3/23/2011	SEA Consultants/Roth-Johnson <i>ART Engineering Corporation</i>	\$3,820.00	\$764.00	\$0.00	\$0.00	\$4,584.00
			\$3,820.00	\$764.00	\$0.00	\$0.00	\$4,584.00



Division of Capital Asset Management and Maintenance

MBE Payments for Design Projects In Fiscal Year 2015

Project #	Start Date	General Contractor MBE Firm	1st Quarter	2nd Quarter	3rd Quarter	4th Quarter	Total
SDM0801 DC 1*	7/21/2011	Symmes Maini & McKee <i>Garcia, Galuska & DeSousa, Inc.</i>	\$3,734.06	\$0.00	\$0.00	\$0.00	\$3,734.06
SDN1250 HC 1*	4/29/2014	SMRT, Inc. <i>Fernandez & Associates</i>	\$0.00	\$1,500.00	\$0.00	\$1,537.82	\$3,037.82
SSA1201 DC 1*	8/21/2013	Leers, Weinzapfel Associates <i>Green International Affiliates, Inc.</i>	\$4,200.00	\$4,200.00	\$2,100.00	\$0.00	\$10,500.00
SSA1401 ST 1*	4/2/2014	Payette Associates Inc <i>EHK Adjorlolo & Associates</i>	\$3,619.00	\$3,377.00	\$0.00	\$4,825.00	\$11,821.00
STC1402 ST 1*	5/29/2014	Ann Beha Architects, Inc. <i>RSE Associates, Inc.</i>	\$0.00	\$5,950.00	\$2,550.00	\$0.00	\$8,500.00
TRC0606 DC 1*	10/25/2011	Leers, Weinzapfel Associates <i>Green International Affiliates, Inc.</i> <i>Richmond So Engineering Inc.</i>	\$6,000.00	\$6,000.00	\$18,000.00	\$0.00	\$30,000.00
TRC1209 DC 1*	4/3/2013	Perry Dean Rogers & Partners <i>Lim Consultants, Inc.</i>	\$9,208.00	\$7,604.00	\$22,811.00	\$0.00	\$39,623.00
			\$27,600.00	\$12,650.00	\$5,750.00	\$11,500.00	\$57,500.00
			\$27,600.00	\$12,650.00	\$5,750.00	\$11,500.00	\$57,500.00



Division of Capital Asset Management and Maintenance

MBE Payments for Design Projects In Fiscal Year 2015

Project #	Start Date	General Contractor MBE Firm	1st Quarter	2nd Quarter	3rd Quarter	4th Quarter	Total
TRC1212 FC 1*	11/29/2011	DiMarinisi & Wolfe <i>Lin Associates, Inc.</i>	\$3,204.00	\$1,602.00	\$10,520.50	\$1,200.00	\$16,526.50
TRC1403 ST 1*	4/28/2014	CGL RicciGreene Associates <i>Garcia, Galuska & DeSousa, Inc.</i> <i>Green International Affiliates, Inc.</i> <i>Shen Milsom & Wilke, Inc.</i>	\$3,204.00	\$1,602.00	\$10,520.50	\$1,200.00	\$16,526.50
UMA1201 DC 1	2/20/2014	Wilson Architects, Inc. <i>Ly Consulting Engineers, Inc.</i> <i>V J Associates of New England, Inc.</i> <i>VAV International, Inc.</i>	\$6,600.00	\$4,400.00	\$5,500.00	\$0.00	\$16,500.00
UMB0802 DC 1*	3/11/2010	Goody, Clancy & Associates, Inc. <i>Richmond So Engineering Inc.</i> <i>Shen Milsom & Wilke, Inc.</i>	\$68,512.50	\$4,400.00	\$39,100.00	\$23,730.00	\$135,742.50
UMB1401 ST 1*	3/26/2014	NBBJ Limited Partnership <i>Mikyoung Kim Design</i>	\$17,833.73	\$25,587.03	\$6,500.00	\$19,944.08	\$69,864.84
UMD1201 ST 1*	12/11/2012	Ellenzweig Associates, Inc. <i>Fernandez & Associates</i> <i>Horiuchi Solien Inc.</i>	\$4,645.00	\$4,645.00	\$0.00	\$0.00	\$9,290.00
			\$575.00	\$575.00	\$125.00	\$0.00	\$1,275.00
			\$5,220.00	\$5,220.00	\$125.00	\$0.00	\$10,565.00



Division of Capital Asset Management and Maintenance

MBE Payments for Design Projects In Fiscal Year 2015

Project #	Start Date	General Contractor MBE Firm	1st Quarter	2nd Quarter	3rd Quarter	4th Quarter	Total
UMD1401 ST 1*	8/29/2014	Design LAB Architects, Inc. <i>RSE Associates, Inc.</i>	\$0.00	\$0.00	\$0.00	\$450.00	\$450.00
UML1203 DC 1*	4/7/2014	Cambridge Seven Associates, Inc. <i>Lim Consultants, Inc.</i> <i>Mikyong Kim Design</i>	\$24,750.00 \$22,500.00	\$20,625.00 \$18,750.00	\$40,625.00 \$18,750.00	\$21,900.00 \$40,000.00	\$107,900.00 \$100,000.00
UML1401 ST 1*	7/10/2014	Perkins + Will <i>Pristine Engineers</i>	\$47,250.00	\$39,375.00	\$59,375.00	\$61,900.00	\$207,900.00
WOR0801 DC 1	3/21/2013	Architectural Resources Cambridge <i>Richmond So Engineering Inc.</i>	\$20,000.00	\$52,000.00	\$2,500.00	\$37,500.00	\$112,000.00
WSC1201 DC 1*	1/29/2014	Cambridge Seven Associates, Inc. <i>Richmond So Engineering Inc.</i>	\$75,000.00	\$81,000.00	\$45,000.00	\$27,000.00	\$228,000.00
Grand Total:			\$599,850.73	\$649,727.40	\$654,786.39	\$738,732.23	\$2,643,096.75

Report No. 6

**Minority Payments Distribution in Design Projects
Fiscal Year 2015**



Division of Capital Asset Management and Maintenance

Annual Report for Contract Compliance
 Minority Payments Distribution In Design Projects
 Fiscal Year 2015

MBE Firm	Address	MBE Payments	%
1 <i>3iVE, LLC</i>	334 Washington St. Somerville Ma 02143	\$4,800.00	0.18%
2 <i>AKAL Engineering, Inc.</i>	10 Abbey Road Boylston MA 01505	\$570.00	0.02%
3 <i>ART Engineering Corporation</i>	76 Webster Street Worcester MA 01603	\$41,000.00	1.55%
4 <i>Audrey O'Hagan Architects, LLC</i>	One Gateway Center, Suite 358 Newton MA 02458	\$11,250.00	0.43%
5 <i>Bryant Associates, Inc.</i>	77 N. Washington St. Boston MA 02114	\$14,323.09	0.54%
6 <i>C & C Consulting Engineers, LLC</i>	214 Lincoln Street, Suite 400 Boston MA 02134	\$6,761.40	0.26%
7 <i>CDW Consultants, Inc.</i>	111 Speen Street Suite 119 Framingham MA 01701	\$1,460.00	0.06%
8 <i>CGVK Architects, Inc.</i>	204A Hampshire Street Cambridge MA 02139	\$80,500.00	3.05%
9 <i>Chan Architecture and Urban Design, LLC</i>	16 Lincoln St Suite 2B Boston MA 02111	\$3,400.00	0.13%
10 <i>Crabtree McGrath Associates, Inc.</i>	161 Main Street Georgetown MA 01833	\$2,520.00	0.10%
11 <i>Domenech, Hicks, & Krockmalnic, Inc.</i>	155 Massachusetts Ave. Boston MA 02115	\$6,019.20	0.23%
12 <i>EHK Adjorolo & Associates</i>	1502 Providence Highway Suite 12 Norwood MA 02062	\$11,821.00	0.45%
13 <i>Engineers Design Group, Inc.</i>	10 Cabot Road, Suite 210 Medford MA 02155	\$8,096.00	0.31%
14 <i>Fernandez & Associates</i>	63 Latkin Road Byfield MA 01922	\$3,037.82	0.11%
15 <i>Garcia, Galuska & DeSousa, Inc.</i>	370 Faunce Corner Road Dartmouth MA 02747	\$53,487.50	2.02%
16 <i>GM2 Associates, Inc.</i>	730 Hebron Avenue Glastonbury CT 06033	\$15,530.50	0.59%
17 <i>Green International Affiliates, Inc.</i>	407 Rear Mystic Ave. #25 Medford MA 02155	\$6,607.50	0.25%
18 <i>Horiuchi Soliten Inc.</i>	200 Main Street, Suite 202 Falmouth MA 02541	\$13,239.70	0.50%
19 <i>Leslie E. Robertson Associates, RLLP</i>	30 Broad Street, 47th Floor New York NY 10004	\$31,530.50	1.19%
20 <i>Lim Consultants, INC</i>	90 Hamilton Street Cambridge MA 02139	\$3,125.00	0.12%
21 <i>Lim Consultants, Inc.</i>	90 Hamilton Street Cambridge MA 02139	\$5,375.00	0.20%
22 <i>Lin Associates, Inc.</i>	2001 Beacon Street Brighton MA 02135	\$2,850.00	0.11%
23 <i>Ly Consulting Engineers, Inc.</i>	20 North Rd. Bedford MA 01730	\$2,000.00	0.08%
24 <i>Mikyoung Kim Design</i>	33a Harvard Street, #300 Brookline MA 02445	\$12,000.00	0.45%
25 <i>Pristine Engineers</i>	543 New State Highway Suite #5 Raynham Ma 02767	\$6,600.00	0.25%
26 <i>Richmond So Engineering Inc.</i>	741 Mt Auburn Street Watertown MA 02472	\$4,100.00	0.16%
27 <i>RSE Associates, Inc.</i>	63 Pleasant Street, Slute 200 Watertown MA 02472	\$450.00	0.02%



Division of Capital Asset Management and Maintenance

Annual Report for Contract Compliance
 Minority Payments Distribution In Design Projects
 Fiscal Year 2015

<i>MBE Firm</i>	<i>Address</i>	<i>MBE Payments</i>	<i>%</i>
28 RWM Engineering, Inc.	1220 Adams Street, Suite 316 Boston MA 02124	\$6,800.00	0.26%
29 SAR Engineering, Inc	10 Granite Street Quincy MA 02169	\$4,050.00	0.15%
30 Shekar & Associates	775 Pleasant Street, #14 East Weymouth MA 02189	\$16,660.00	0.63%
31 Shen Milsom & Wilke, Inc.	417 Fifth Avenue New York NY 10016	\$9,375.00	0.35%
32 Stull & Lee, Inc.	38 Chauncy Street Suite 1100 Boston MA 02111	\$122,384.95	4.63%
33 V J Associates of New England, Inc.	992 Great Plain Avenue, Suite 27 Needham MA 02492	\$2,500.00	0.09%
34 VAV International, Inc.	400 W. Cummings Park, Suite 4700 Woburn MA 01801	\$8,000.00	0.30%
Total:		\$2,643,096.75	100.00%

Report No. 7

**WBE Payments for Design Projects
in Fiscal Year 2015**



Division of Capital Asset Management and Maintenance

WBE Payments for Design Projects In Fiscal Year 2015

Project #	Start Date	General Contractor WBE Firm	1st Quarter	2nd Quarter	3rd Quarter	4th Quarter	Total
BCC1301 DC 1*	9/5/2014	NBBJ Limited Partnership <i>Mikyoung Kim Design</i> <i>Nitsch Engineering, Inc.</i>	\$0.00 \$0.00 \$0.00	\$0.00 \$2,843.75 \$2,843.75	\$10,000.00 \$4,031.25 \$14,031.25	\$16,653.44 \$3,125.00 \$19,778.44	\$26,653.44 \$10,000.00 \$36,653.44
BCC1301 ST 1*	5/23/2013	NBBJ Limited Partnership <i>Mikyoung Kim Design</i> <i>Nitsch Engineering, Inc.</i> <i>Spec-Edit, Inc.</i>	\$3,750.00 \$22,500.00 \$0.00	\$3,900.00 \$1,500.00 \$3,200.00	\$0.00 \$0.00 \$0.00	\$0.00 \$0.00 \$0.00	\$7,650.00 \$24,000.00 \$3,200.00
BHE0501 ST 1*	4/25/2005	Goody, Clancy & Associates, Inc. <i>Rickes Associates, Inc.</i>	\$5,950.00	\$2,125.00	\$0.00	\$0.00	\$8,075.00
BHE0501 ST 2*	5/5/2005	Chan Krieger & Associates/NBBJ Limited Partnership <i>Nitsch Engineering, Inc.</i>	\$5,950.00 \$0.00	\$2,125.00 \$420.00	\$0.00 \$980.00	\$0.00 \$16,850.00	\$8,075.00 \$18,250.00
BRC1001 DC 1*	1/23/2013	Sasaki Associates, Inc. <i>Nitsch Engineering, Inc.</i> <i>Taveli and Haesche, LLC</i>	\$0.00 \$13,455.00 \$12,600.00	\$420.00 \$8,775.00 \$0.00	\$980.00 \$5,265.00 \$0.00	\$16,850.00 \$3,159.00 \$0.00	\$18,250.00 \$30,654.00 \$12,600.00
BSB1206 ST 1*	10/17/2012	Goody, Clancy & Associates, Inc. <i>Spec-Edit, Inc.</i>	\$26,055.00 \$0.00	\$8,775.00 \$2,000.00	\$5,265.00 \$0.00	\$3,159.00 \$0.00	\$43,254.00 \$2,000.00
			\$0.00	\$2,000.00	\$0.00	\$0.00	\$2,000.00
			\$0.00	\$2,000.00	\$0.00	\$0.00	\$2,000.00



Division of Capital Asset Management and Maintenance

WBE Payments for Design Projects In Fiscal Year 2015

Project #	Start Date	General Contractor WBE Firm	1st Quarter	2nd Quarter	3rd Quarter	4th Quarter	Total
BSC1301 HC 1*	5/6/2014	Perry Dean Rogers & Partners <i>Nitsch Engineering, Inc.</i>	\$0.00	\$1,950.00	\$2,437.50	\$4,387.00	\$8,774.50
CCC1401 ST 1*	4/9/2014	Payette Associates Inc <i>Lim Consultants Inc.</i>	\$0.00	\$2,550.00	\$6,358.00	\$2,823.00	\$11,731.00
CSU0401 DC 1*	9/7/2006	Simpson, Gumpertz & Heger, Inc. <i>Keville Enterprises, Inc.</i>	\$0.00	\$0.00	\$1,750.00	\$3,100.00	\$4,850.00
DCP0503 HD 1*	4/6/2005	Richard D. Kimball Co., Inc. <i>Audrey O'Hagan Architects, LLP</i>	\$1,050.00	\$0.00	\$0.00	\$0.00	\$1,050.00
DCP0605 HD 1*	11/22/2005	Kleinfelder/SEA <i>Architectural Engineers, Inc.</i> <i>studio g architects, inc.</i>	\$501.00	\$0.00	\$0.00	\$0.00	\$501.00
DCP0708 HD 1*	7/20/2007	Livermore Edwards & Associates <i>Architectural Engineers, Inc.</i>	\$3,000.00	\$0.00	\$0.00	\$0.00	\$3,000.00
DCP0811 HD 2*	1/29/2009	CBI Consulting Inc. <i>Architectural Engineers, Inc.</i> <i>Nitsch Engineering, Inc.</i>	\$0.00	\$845.00	\$845.40	\$0.00	\$1,690.40
			\$16,055.00	\$49,370.00	\$9,320.00	\$0.00	\$74,745.00
			\$16,055.00	\$50,215.00	\$10,165.40	\$0.00	\$76,435.40
			\$8,550.00	\$22,500.00	\$15,450.00	\$37,282.00	\$83,782.00
			\$8,550.00	\$22,500.00	\$15,450.00	\$37,282.00	\$83,782.00
			\$0.00	\$400.00	\$0.00	\$0.00	\$400.00
			\$3,000.00	\$0.00	\$0.00	\$0.00	\$3,000.00
			\$0.00	\$400.00	\$0.00	\$0.00	\$400.00
			\$3,000.00	\$400.00	\$0.00	\$0.00	\$3,400.00
			\$8,550.00	\$22,500.00	\$15,450.00	\$37,282.00	\$83,782.00
			\$8,550.00	\$22,500.00	\$15,450.00	\$37,282.00	\$83,782.00



Division of Capital Asset Management and Maintenance

WBE Payments for Design Projects In Fiscal Year 2015

Project #	Start Date	General Contractor WBE Firm	1st Quarter	2nd Quarter	3rd Quarter	4th Quarter	Total
DCP0816 HD 2 *	5/1/2009	The Green Engineer LLP <i>Keville Enterprises, Inc.</i>	\$150.00	\$0.00	\$0.00	\$0.00	\$150.00
		<i>Nitsch Engineering, Inc.</i>	\$325.00	\$0.00	\$0.00	\$0.00	\$325.00
			\$475.00	\$0.00	\$0.00	\$0.00	\$475.00
DCP0908 HD 1 *	12/18/2009	Studio G. Architects, Inc. <i>Nitsch Engineering, Inc.</i>	\$3,500.00	\$2,000.00	\$5,300.00	\$0.00	\$10,800.00
			\$3,500.00	\$2,000.00	\$5,300.00	\$0.00	\$10,800.00
DCP0908 HD 2 *	2/23/2010	Ellenzweig Associates, Inc. <i>MoharDesign, LLC</i>	\$2,763.00	\$0.00	\$3,448.50	\$0.00	\$6,211.50
		<i>Nitsch Engineering, Inc.</i>	\$4,500.00	\$0.00	\$6,750.00	\$1,962.94	\$13,212.94
			\$7,263.00	\$0.00	\$10,198.50	\$1,962.94	\$19,424.44
DCP0908 HD 3 *	3/18/2010	Domenech Hicks & Krockmalnic Inc <i>PDA/Planning Development Applications</i>	\$3,500.00	\$0.00	\$0.00	\$5,275.00	\$8,775.00
			\$3,500.00	\$0.00	\$0.00	\$5,275.00	\$8,775.00
DCP0908 HD 7 *	2/28/2014	R E Dinneen Architects and Planners <i>CDW Consultants, Inc.</i>	\$0.00	\$1,097.00	\$0.00	\$0.00	\$1,097.00
			\$0.00	\$1,097.00	\$0.00	\$0.00	\$1,097.00
DCP0909 HD 1 *	11/18/2009	Fay, Spofford & Thorndike, Inc. <i>Keville Enterprises, Inc.</i>	\$0.00	\$4,646.46	\$2,400.00	\$2,400.00	\$9,446.46
			\$0.00	\$4,646.46	\$2,400.00	\$2,400.00	\$9,446.46
DCP0909 HD 3 *	9/12/2011	Arup USA Inc. <i>ICON Architecture Inc.</i>	\$17,250.00	\$21,689.00	\$17,460.00	\$0.00	\$56,399.00
			\$17,250.00	\$21,689.00	\$17,460.00	\$0.00	\$56,399.00



Division of Capital Asset Management and Maintenance

WBE Payments for Design Projects In Fiscal Year 2015

Project #	Start Date	General Contractor WBE Firm	1st Quarter	2nd Quarter	3rd Quarter	4th Quarter	Total
DCP0909 HD 4*	3/13/2013	Richard D. Kimball Co., Inc. <i>Keville Enterprises, Inc.</i>	\$0.00	\$3,600.00	\$0.00	\$0.00	\$3,600.00
DCP0910 HD 1*	11/4/2011	Simpson, Gumpertz & Heger, Inc. <i>Judith Nitsch Engineering, Inc.</i> <i>Keville Enterprises, Inc.</i>	\$0.00	\$2,545.00	\$0.00	\$26,932.00	\$29,477.00
DCP1213 HD 2*	2/17/2012	Kling Stubbins, LLP aka Jacobs <i>Keville Enterprises, Inc.</i> <i>Nitsch Engineering, Inc.</i>	\$700.00	\$7,376.00	\$0.00	\$5,550.00	\$13,626.00
DCP1213 HD 5*	12/18/2012	Arup USA Inc. <i>ICON Architecture Inc.</i>	\$700.00	\$40,789.00	\$0.00	\$12,300.00	\$53,789.00
DCP1319 FC 1*	10/19/2012	AHA Consulting Engineers <i>AmBeha Architects</i>	\$0.00	\$25,900.00	\$1,250.00	\$20,425.00	\$47,575.00
DCP1359 HD 8*	7/14/2014	Goldman Reinsdorf Architects Inc. <i>Goldman Reinsdorf Architects Inc.</i> <i>Nitsch Engineering, Inc.</i>	\$0.00	\$0.00	\$47,495.00	\$48,755.00	\$96,250.00
DFS0901 DC 1*	1/7/2013	Dore & Whittier Architects, Inc. <i>Nitsch Engineering, Inc.</i>	\$1,524.00	\$1,768.08	\$1,401.12	\$0.00	\$4,693.20
			\$1,524.00	\$1,768.08	\$1,401.12	\$0.00	\$4,693.20



Division of Capital Asset Management and Maintenance

WBE Payments for Design Projects In Fiscal Year 2015

Project #	Start Date	General Contractor WBE Firm	1st Quarter	2nd Quarter	3rd Quarter	4th Quarter	Total
DMH0501 DC 1	7/20/2007	Ellenzweig Associates, Inc. <i>Architectural Engineers, Inc.</i>	\$0.00	\$0.00	\$0.00	\$411.00	\$411.00
		<i>MoharDesign, LLC</i>	\$0.00	\$0.00	\$0.00	\$209,064.00	\$209,064.00
		<i>Nitsch Engineering, Inc.</i>	\$0.00	\$0.00	\$0.00	\$477.53	\$477.53
DYS0701 DC 1*	3/23/2012	ICON Architecture Inc. <i>Nitsch Engineering, Inc.</i>	\$0.00	\$0.00	\$0.00	\$209,952.53	\$209,952.53
			\$7,050.00	\$3,000.00	\$0.00	\$0.00	\$10,050.00
DYS1501 ST 1*	10/31/2014	Studio G. Architects, Inc. <i>Ground, Inc.</i>	\$0.00	\$0.00	\$0.00	\$1,000.00	\$1,000.00
		<i>Nitsch Engineering, Inc.</i>	\$0.00	\$0.00	\$0.00	\$2,250.00	\$2,250.00
FRC0802 DC 1*	12/6/2011	Ellenzweig Associates, Inc. <i>Architectural Engineers, Inc.</i>	\$0.00	\$0.00	\$0.00	\$3,250.00	\$3,250.00
		<i>MoharDesign, LLC</i>	\$7,593.00	\$8,732.00	\$1,709.00	\$2,007.00	\$20,041.00
		<i>Nitsch Engineering, Inc.</i>	\$930.00	\$930.00	\$0.00	\$1,353.00	\$3,213.00
			\$8,598.00	\$0.00	\$10,105.00	\$4,581.00	\$23,284.00
FSC0501 DC 1*	10/19/2009	CBT/Childs Bertman Tseckares, Inc. <i>Nitsch Engineering, Inc.</i>	\$17,121.00	\$9,662.00	\$11,814.00	\$7,941.00	\$46,538.00
			\$1,500.00	\$0.00	\$0.00	\$0.00	\$1,500.00
HCC0801 ST 2*	4/17/2014	HKT Architects, Inc. <i>Keville Enterprises, Inc.</i>	\$1,500.00	\$0.00	\$0.00	\$0.00	\$1,500.00
			\$0.00	\$0.00	\$13,125.00	\$0.00	\$13,125.00
			\$0.00	\$0.00	\$13,125.00	\$0.00	\$13,125.00



Division of Capital Asset Management and Maintenance

WBE Payments for Design Projects In Fiscal Year 2015

Project #	Start Date	General Contractor WBE Firm	1st Quarter	2nd Quarter	3rd Quarter	4th Quarter	Total
HSD1001 FC 2* 12/14/2012 TRO Jung/Brannen							
		<i>Keville Enterprises, Inc.</i>	\$750.00	\$0.00	\$0.00	\$0.00	\$750.00
		<i>Nitsch Engineering, Inc.</i>	\$0.00	\$3,395.00	\$0.00	\$3,220.00	\$6,615.00
			\$750.00	\$3,395.00	\$0.00	\$3,220.00	\$7,365.00
MAS1402 ST 1* 6/9/2014 Payette Associates Inc							
		<i>Nitsch Engineering, Inc.</i>	\$0.00	\$0.00	\$683.00	\$5,557.00	\$6,240.00
			\$0.00	\$0.00	\$683.00	\$5,557.00	\$6,240.00
MCA0602 DC 1* 2/4/2011 Ennead Architects, LLP							
		<i>Joanne Breiner Design, Inc.</i>	\$0.00	\$0.00	\$0.00	\$11,300.00	\$11,300.00
			\$0.00	\$0.00	\$0.00	\$11,300.00	\$11,300.00
MCC1401 HC 1* 1/31/2014 Gienapp Design Associates							
		<i>C. A. Crowley Engineering, Inc.</i>	\$0.00	\$0.00	\$3,400.00	\$0.00	\$3,400.00
			\$0.00	\$0.00	\$3,400.00	\$0.00	\$3,400.00
NAC1001 DC 1* 2/1/2011 Einhorn Yaffee Prescott Architecture & Engineering, P.C.							
		<i>Nitsch Engineering, Inc.</i>	\$0.00	\$0.00	\$0.00	\$21,350.00	\$21,350.00
			\$0.00	\$0.00	\$0.00	\$21,350.00	\$21,350.00
NAC1001 DC 2* 1/21/2011 Einhorn Yaffee Prescott Architecture & Engineering, P.C.							
		<i>Horiuchi Solien Inc.</i>	\$0.00	\$1,203.00	\$0.00	\$0.00	\$1,203.00
			\$0.00	\$1,203.00	\$0.00	\$0.00	\$1,203.00
NSC1102 DC 1* 6/12/2014 Shepley, Bulfinch, Richardson & Abbott							
		<i>Judith Nitsch Engineering, Inc.</i>	\$0.00	\$7,650.00	\$6,150.00	\$13,950.00	\$27,750.00
		<i>Towers Golde, LLC</i>	\$0.00	\$7,500.00	\$0.00	\$12,500.00	\$20,000.00
			\$0.00	\$15,150.00	\$6,150.00	\$26,450.00	\$47,750.00



Division of Capital Asset Management and Maintenance

WBE Payments for Design Projects In Fiscal Year 2015

Project #	Start Date	General Contractor WBE Firm	1st Quarter	2nd Quarter	3rd Quarter	4th Quarter	Total
POL1303 ST 1*	6/19/2014	Finegold Alexander Architects Inc. <i>Copley Wolff Design Group, Inc.</i> <i>Preservation Technology Associates, Inc.</i> <i>Samtotes Consultants, Inc.</i>	\$0.00 \$0.00 \$0.00	\$0.00 \$0.00 \$0.00	\$0.00 \$1,600.00 \$0.00	\$9,056.00 \$5,600.00 \$4,680.00	\$9,056.00 \$7,200.00 \$4,680.00
QCC0401 DC 1*	10/19/2009	HKT Architects, Inc. <i>PDA/Planning Development Applications</i>	\$0.00 \$2,000.00	\$0.00 \$0.00	\$1,600.00 \$0.00	\$19,336.00 \$0.00	\$20,936.00 \$2,000.00
QCC1001 DC 1*	2/1/2013	Perry Dean Rogers & Partners <i>Nitsch Engineering, Inc.</i>	\$2,000.00 \$12,500.00	\$0.00 \$1,775.00	\$0.00 \$2,200.00	\$0.00 \$2,200.00	\$2,000.00 \$18,675.00
RCC1201 DC 1*	12/10/2013	Chan Krieger & Associates/NBBJ Limited Partnership <i>Mikyounng Kim Design</i> <i>Nitsch Engineering, Inc.</i> <i>Spec-Edit, Inc.</i>	\$12,500.00 \$0.00 \$0.00 \$0.00	\$1,775.00 \$0.00 \$0.00 \$1,500.00	\$2,200.00 \$0.00 \$0.00 \$0.00	\$2,200.00 \$7,004.00 \$4,000.00 \$0.00	\$18,675.00 \$7,004.00 \$4,000.00 \$1,500.00
SDE0301 DC 1*	9/20/2006	Equus Design Group, Inc. <i>Judith Nitsch Engineering, Inc.</i>	\$0.00 \$6,925.00	\$1,500.00 \$22,702.00	\$0.00 \$10,700.00	\$11,004.00 \$20,325.00	\$12,504.00 \$60,652.00
SDH1001 DC 1*	3/23/2011	SEA Consultants/Roth-Johnson <i>Architectural Engineers, Inc.</i>	\$6,925.00 \$1,829.00	\$22,702.00 \$0.00	\$10,700.00 \$0.00	\$20,325.00 \$0.00	\$60,652.00 \$1,829.00
			\$1,829.00	\$0.00	\$0.00	\$0.00	\$1,829.00



Division of Capital Asset Management and Maintenance

WBE Payments for Design Projects In Fiscal Year 2015

Project #	Start Date	General Contractor WBE Firm	1st Quarter	2nd Quarter	3rd Quarter	4th Quarter	Total
SDM0801 DC 1*	7/21/2011	Symmes Maini & McKee <i>Stephens Associates</i>	\$7,500.00	\$0.00	\$0.00	\$0.00	\$7,500.00
SDN1250 HC 1*	4/29/2014	SMRT, Inc. <i>Spec-Edit, Inc.</i>	\$7,500.00	\$0.00	\$0.00	\$0.00	\$7,500.00
SSA1401 ST 1*	4/2/2014	Payette Associates Inc <i>Lim Consultants Inc.</i> <i>Nitsch Engineering, Inc.</i>	\$0.00	\$0.00	\$0.00	\$6,660.00	\$6,660.00
STC1402 ST 1*	5/29/2014	Ann Beha Architects, Inc. <i>Nitsch Engineering, Inc.</i>	\$0.00	\$5,625.00	\$1,875.00	\$0.00	\$7,605.00
TRC1209 DC 1*	4/3/2013	Perry Dean Rogers & Partners <i>Nitsch Engineering, Inc.</i>	\$6,750.00	\$1,325.00	\$1,150.00	\$1,725.00	\$10,950.00
TRC1212 FC 1*	11/29/2011	DiMarinisi & Wolfe <i>Schreiber Associates</i>	\$6,750.00	\$1,325.00	\$1,150.00	\$1,725.00	\$10,950.00
TRC1403 ST 1*	4/28/2014	CGL RicciGreene Associates <i>Ellana, Inc.</i>	\$4,350.00	\$725.00	\$750.00	\$0.00	\$5,825.00
			\$4,350.00	\$725.00	\$750.00	\$0.00	\$5,825.00
			\$0.00	\$0.00	\$0.00	\$32,500.00	\$32,500.00
			\$0.00	\$0.00	\$0.00	\$32,500.00	\$32,500.00



Division of Capital Asset Management and Maintenance

WBE Payments for Design Projects In Fiscal Year 2015

Project #	Start Date	General Contractor WBE Firm	1st Quarter	2nd Quarter	3rd Quarter	4th Quarter	Total
UMA0801 DC 1	1/25/2011	Stantec Architecture, Inc.					
		<i>Copley Wolff Design Group, Inc.</i>	\$4,076.00	\$0.00	\$0.00	\$0.00	\$4,076.00
		<i>Nitsch Engineering, Inc.</i>	\$5,220.00	\$0.00	\$0.00	\$0.00	\$5,220.00
			\$9,296.00	\$0.00	\$0.00	\$0.00	\$9,296.00
UMA1201 DC 1	2/20/2014	Wilson Architects, Inc.					
		<i>Horton Lees Brogden Lighting Design, Inc.</i>	\$0.00	\$12,000.00	\$8,000.00	\$0.00	\$20,000.00
		<i>MoharDesign, LLC</i>	\$4,550.00	\$4,338.00	\$9,860.00	\$2,400.00	\$21,148.00
		<i>Nitsch Engineering, Inc.</i>	\$21,200.00	\$23,168.00	\$2,512.48	\$32,427.20	\$79,307.68
		<i>Towers Golde, LLC</i>	\$2,250.00	\$59,250.00	\$19,000.00	\$133,177.63	\$213,677.63
			\$28,000.00	\$98,756.00	\$39,372.48	\$168,004.83	\$334,133.31
UMB0802 DC 1*	3/11/2010	Goody, Clancy & Associates, Inc.					
		<i>Brown Richardson & Rowe</i>	\$7,571.42	\$1,867.50	\$3,978.00	\$0.00	\$13,416.92
		<i>Nitsch Engineering, Inc.</i>	\$0.00	\$0.00	\$0.00	\$600.00	\$600.00
			\$7,571.42	\$1,867.50	\$3,978.00	\$600.00	\$14,016.92
UMB1401 ST 1*	3/26/2014	NBBJ Limited Partnership					
		<i>Nitsch Engineering, Inc.</i>	\$0.00	\$0.00	\$0.00	\$2,910.00	\$2,910.00
			\$0.00	\$0.00	\$0.00	\$2,910.00	\$2,910.00
UMD1201 ST 1*	12/11/2012	Ellenzweig Associates, Inc.					
		<i>Nitsch Engineering, Inc.</i>	\$3,315.00	\$3,315.00	\$4,695.00	\$0.00	\$11,325.00
		<i>Taveli and Haesche, LLC</i>	\$2,800.00	\$2,800.00	\$0.00	\$0.00	\$5,600.00
			\$6,115.00	\$6,115.00	\$4,695.00	\$0.00	\$16,925.00



Division of Capital Asset Management and Maintenance

WBE Payments for Design Projects In Fiscal Year 2015

Project #	Start Date	General Contractor	WBE Firm	1st Quarter	2nd Quarter	3rd Quarter	4th Quarter	Total
UMD1401 ST 1*	8/29/2014	Design LAB Architects, Inc.	<i>Nitsch Engineering, Inc.</i>	\$0.00	\$0.00	\$6,000.00	\$5,250.00	\$11,250.00
UML1203 DC 1*	4/7/2014	Cambridge Seven Associates, Inc.	<i>Andelman & Lelek</i>	\$0.00	\$11,500.00	\$6,000.00	\$0.00	\$17,500.00
			<i>Nitsch Engineering, Inc.</i>	\$7,500.00	\$17,500.00	\$18,500.00	\$11,000.00	\$54,500.00
UML1401 ST 1*	7/10/2014	Perkins + Will	<i>Nitsch Engineering, Inc.</i>	\$7,500.00	\$29,000.00	\$24,500.00	\$11,000.00	\$72,000.00
WOR0801 DC 1	3/21/2013	Architectural Resources Cambridge	<i>Nitsch Engineering, Inc.</i>	\$15,815.00	\$24,740.00	\$5,000.00	\$9,000.00	\$54,555.00
WSC1201 DC 1*	1/29/2014	Cambridge Seven Associates, Inc.	<i>Nitsch Engineering, Inc.</i>	\$15,815.00	\$24,740.00	\$5,000.00	\$9,000.00	\$54,555.00
			<i>Shadley Associates, PC.</i>	\$21,650.00	\$28,578.00	\$6,495.00	\$4,546.50	\$61,269.50
				\$19,986.49	\$28,114.41	\$3,520.09	\$3,805.48	\$55,426.47
Grand Total:				\$328,131.91	\$496,870.98	\$288,949.34	\$820,187.72	\$1,934,139.95

Report No. 8

**Women Payments Distribution in Design Projects
Fiscal Year 2015**



Division of Capital Asset Management and Maintenance

Annual Report for Contract Compliance Women Payments Distribution In Design Projects Fiscal Year 2015

	<i>WBE Firm</i>	<i>Address</i>	<i>WBE Payments</i>	<i>%</i>
1	<i>Andelman & Lelek</i>	1408 Providence Highway Norwood MA 02062	\$17,500.00	0.90%
2	<i>AnnBeha Architects</i>	33 Kingston Street Boston MA 02111	\$47,575.00	2.46%
3	<i>Architectural Engineers, Inc.</i>	38 Chauncy Street Boston MA 02111	\$110,753.40	5.73%
4	<i>Audrey O'Hagan Architects, LLP</i>	One Gateway Center, Suite 358 Newton MA 02458	\$501.00	0.03%
5	<i>Brown Richardson & Rowe</i>	3 Post Office Square Boston MA 02210	\$13,416.92	0.69%
6	<i>C. A. Crowley Engineering, Inc.</i>	645 County Street, Unit 6 Taunton MA 02780	\$3,400.00	0.18%
7	<i>CDW Consultants, Inc.</i>	111 Speen Street Suite 119 Framingham MA 01701	\$1,097.00	0.06%
8	<i>Copley Wolff Design Group, Inc.</i>	160 Boylston Street, 4th Floor Boston MA 02116	\$13,132.00	0.68%
9	<i>Ellana, Inc.</i>	8 Faneuil Hall 3rd Floor Boston MA 02109	\$32,500.00	1.68%
10	<i>Goldman Reinsdorf Architects Inc.</i>	427 Watertown St. Newton MA 02458	\$96,250.00	4.98%
11	<i>Ground, Inc.</i>	6 Carlton Street Somerville MA 02143	\$1,000.00	0.05%
12	<i>Horiuchi Soliten Inc.</i>	200 Main Street Falmouth MA 02541	\$1,203.00	0.06%
13	<i>Horton Lees Brogden Lighting Design, Inc.</i>	233 Lewis Wharf Boston MA 02110	\$20,000.00	1.03%
14	<i>ICON Architecture Inc.</i>	38 Chauncy Street Boston MA 02111	\$73,199.00	3.78%
15	<i>Joanne Breiner Design, Inc.</i>	8 Cornelius Way Cambridge MA 02141	\$11,300.00	0.58%
16	<i>Judith Nitsch Engineering, Inc.</i>	186 Lincoln Street Suite 200 Boston MA 02111-2403	\$117,879.00	6.09%
17	<i>Keville Enterprises, Inc.</i>	475 School Street Suite 11 Marshfield MA 02050	\$95,435.24	4.93%
18	<i>Lim Consultants Inc.</i>	90 Hamilton St. Cambridge MA 02139	\$18,391.00	0.95%
19	<i>Mikyong Kim Design</i>	33a Harvard Street, #300 Brookline MA 02445	\$41,307.44	2.14%
20	<i>MoharDesign, LLC</i>	1310 Broadway, Suite 101 Somerville MA 02144	\$239,636.50	12.39%
21	<i>Nitsch Engineering, Inc.</i>	2 Center Plaza Suite 340 Boston MA 02108	\$614,704.35	31.78%
22	<i>PDA/Planning Development Applications</i>	96 Evergreen Way Belmont MA 02478	\$10,775.00	0.56%
23	<i>Preservation Technology Associates, Inc.</i>	285 Reservoir Road Chestnut Hill MA 02467	\$7,200.00	0.37%
24	<i>Rickes Associates, Inc.</i>	One Westinghouse Plaza Suite 304 Boston MA 02136	\$8,075.00	0.42%
25	<i>Samitotes Consultants, Inc.</i>	20 A Street Framingham MA 01701	\$4,680.00	0.24%
26	<i>Schreiber Associates</i>	3 Fields Lane Wayland MA 01778	\$5,825.00	0.30%
27	<i>Shadley Associates, PC.</i>	22 Normandy Road Lexington MA 02121	\$55,426.47	2.87%



Division of Capital Asset Management and Maintenance

Annual Report for Contract Compliance Women Payments Distribution In Design Projects Fiscal Year 2015

	<i>WBE Firm</i>	<i>Address</i>	<i>WBE Payments</i>	<i>%</i>
28	<i>Spec-Edit, Inc.</i>	57 Nottingham Drive Pittsfield MA 01201	\$12,200.00	0.63%
29	<i>Stephens Associates</i>	60 Northrup Drive Brentwood NH 03833	\$7,500.00	0.39%
30	<i>studio g architects, inc.</i>	179 boylston street jamaica plain ma 02130	\$400.00	0.02%
31	<i>Taveli and Haesche, LLC</i>	21 Old Warren Road Brookfield MA 01585	\$18,200.00	0.94%
32	<i>Towers Golde, LLC</i>	85 Willow Street New Haven CT 06511	\$233,677.63	12.08%
Total:			\$1,934,139.95	100.00%

Report No. 9

2015 MBE and WBE PMT Summary (including Payments to Primes) - Design/Construction

Access and Opportunity/Compliance Performance Worksheet for FY15



DCAMM DESIGN AND CONSTRUCTION PAYMENTS DATA FOR FY 2015

GOAL

	Payments to MBE/WBE Subs FY15	Payments to MBE/WBE Primes	MBE/WBE Sub Pmts Rec'd FROM MBE/WBE Primes	Net MBE/WBE Prime Payments	Total Payments to MBE/WBEs	Total Payments to All Firms	Total Ratio MBE/WBE to Total Design and Contractor Payments
Construction							
MBE	\$ 20,741,930	\$ 22,182,084	\$ 1,428,775	\$ 20,753,309	\$ 41,495,239		12.6%
WBE	\$ 15,667,307	\$ 3,667,940	\$ 459,218	\$ 3,208,722	\$ 18,876,029		5.7%
MBE/WBE Total	\$ 36,409,237	\$ 25,850,024	\$ 1,887,993	\$ 23,962,031	\$ 60,371,268	\$ 329,866,548	18.3%
All Firms Total (including Majority)							10.40%
Design							
MBE	\$ 2,643,097	\$ 393,390	\$ 372,996	\$ 20,394	\$ 2,663,491		6.6%
WBE	\$ 1,934,140	\$ 9,036,921	\$ 226,275	\$ 8,810,646	\$ 10,744,786		26.8%
MBE/WBE Total	\$ 4,577,237	\$ 9,430,311	\$ 599,271	\$ 8,831,040	\$ 13,408,277	\$ 40,069,072	33.4%
All Firms Total (including Majority)							17.90%

Notes:

Performance was heavily influenced in FY15 by payments to minority and/or women-owned prime designers and contractors. Payments to firms that are dual certified as minority and women-owned have been split among the categories to prevent double-counting.

FY 2015 EXPENDITURE DATA - MBE/WBE PRIMES

Business Category	Prime Contractor Name	MBE/WBE Status*		FY15 Total Pmts
		MBE	WBE	
DESIGN	AKAL ENGINEERING INC **	\$ 6,106.00		\$ 6,106.00
	ANN BEHA ARCHITECTS INC		\$ 408,493.18	\$ 408,493.18
	ARCHITECTURAL ENGINEERS INC		\$ 338,759.70	\$ 338,759.70
	ARCHITERRA INC		\$ 1,586,142.62	\$ 1,586,142.62
	DOMENECH HICKS & KROCKMALNIC	\$ 208,375.15		\$ 208,375.15
	GAIL SULLIVAN ASSOCIATES INC		\$ 486,055.82	\$ 486,055.82
	GOLDMAN REINDORF ARCHITECTS INC		\$ 168,631.54	\$ 168,631.54
	ICON ARCHITECTURE INC		\$ 1,192,425.22	\$ 1,192,425.22
	LEERS WEINZAPFEL ASSOCS ARCHS		\$ 2,401,249.89	\$ 2,401,249.89
	LUNA DESIGN GROUP	\$ 25,000.00		\$ 25,000.00
	MARGO JONES ARCHITECTS INC		\$ 20,678.57	\$ 20,678.57
	PACKARD DESIGN, INC.		\$ 48,195.00	\$ 48,195.00
	PERRY DEAN ROGERS & PARTNERS		\$ 1,641,678.47	\$ 1,641,678.47
	RWM ENGINEERING INC	\$ 27,039.00		\$ 27,039.00
	SHEPLEY BULFINCH RICHARDSON & ABBOTT INC		\$ 727,110.85	\$ 727,110.85
	SPAULDING TOUGIAS ARCHITECTS		\$ 17,500.00	\$ 17,500.00
	VAV INTERNATIONAL INC	\$ 126,870.00		\$ 126,870.00
Design Prime Total***	Count = 17 Firms	\$ 393,390.15	\$ 9,036,920.86	\$ 9,430,311.01
CONSTRUCTION	ADVANCED PRESENTATION SYSTEMS INC	\$ 4,031.11	\$ 4,031.11	\$ 8,062.22
	ALBANESE BROTHERS INC		\$ 45,197.06	\$ 45,197.06
	BESTPRO CLEANING LLC	\$ 1,339.50	\$ 1,339.50	\$ 2,679.00
	CDW CONSULTANTS INC	\$ 41,334.18	\$ 41,334.18	\$ 82,668.35
	CHARTER ENVIRONMENTAL INC	\$ 2,822,977.60		\$ 2,822,977.60
	CORPORATE MECHANICAL INC		\$ 519,835.25	\$ 519,835.25
	DELUCCA FENCE COMPANY INC		\$ 2,179,575.94	\$ 2,179,575.94
	EASTERN GENERAL CONTRS INC	\$ 15,873,431.31		\$ 15,873,431.31
	ENFIELD ENTERPRISES INC	\$ 1,294,497.34		\$ 1,294,497.34
	FS ENGINEERS INC	\$ 1,800.00		\$ 1,800.00
	GENERAL AIR CONDITIONING	\$ 460,016.55		\$ 460,016.55
	GOMES CONSTRUCTION CO INC	\$ 14,172.61	\$ 14,172.61	\$ 28,345.21
	GRANITE CITY ELECTRIC SUPP CO		\$ 1,845.48	\$ 1,845.48
	HFSE INC		\$ 13,689.18	\$ 13,689.18
	HUB GLASS SERVICES INC		\$ 1,314.00	\$ 1,314.00
	ISES CORPORATION	\$ 27,495.00		\$ 27,495.00
	J & J CONTRACTORS INC	\$ 1,571,820.37		\$ 1,571,820.37
	KEVILLE ENTERPRISES INC		\$ 455,942.85	\$ 455,942.85
	KITTREDGE EQUIPMENT CO INC		\$ 45,875.76	\$ 45,875.76
	L A L MASONRY CO INC		\$ 56,569.63	\$ 56,569.63
	LIM CONSULTANTS INC	\$ 4,500.00	\$ 4,500.00	\$ 9,000.00
	NEW BEDFORD FLOOR	\$ 9,347.58		\$ 9,347.58
	PRISM CONSULTING INC		\$ 148,236.14	\$ 148,236.14
	ROY V LEONARD CO INC		\$ 4,950.00	\$ 4,950.00
	SAK ENVIRONMENTAL LLC		\$ 5,964.75	\$ 5,964.75
	SIGN DESIGN INC		\$ 2,576.20	\$ 2,576.20
	SOUTH SHORE GENERATOR		\$ 815.75	\$ 815.75
	SOVEREIGN CONSULTING INC	\$ 55,321.06		\$ 55,321.06
	THE GARDEN CONTINUUM, INC.		\$ 21,917.86	\$ 21,917.86
	UNITED ELEVATOR COMPANY, INC.		\$ 96,215.24	\$ 96,215.24
	WESCOR PARKING CONTROLS INC		\$ 2,042.00	\$ 2,042.00
Construction Prime Total***	Count = 31 Firms	\$ 22,182,084.20	\$ 3,667,940.48	\$ 25,850,024.68
Grand Total - All MBE/WBE Primes		\$ 22,575,474.35	\$ 12,704,861.34	\$ 35,280,335.69

Source: Data extracted from MMARS statewide accounting system, January 2016 using design and construction-related MMARS object codes.

*Payment amounts have been split between MBE and WBE categories for firms SDO certified as both MBE and WBE.

** Firms highlighted in yellow also were paid as subcontractors in FY15 (11 total: 7 from the design list; 4 from construction list)

***Any payments identified from the primes to other MBEs or WBEs will be deducted in final annual calculations ("Net Prime" payments) to eliminate double-counting.

Report No. 10

Construction Project Awards - Fiscal Year 2015



Division of Capital Asset Management and Maintenance

Annual Report for Contract Compliance
Construction Project Awards
Fiscal Year 2015

Project No	Project Name	Date	Award	MBE Award	%	WBE Award	%
AEP1503E UT 1	Accelerated Energy Program Utility Contract	10/15/2014	\$687,652.00	\$0.00	0.00%	\$32,555.52	4.73%
AEP1508E UT 1	Accelerated Energy Program	11/20/2014	\$644,084.00	\$0.00	0.00%	\$0.00	0.00%
BCC1301 DC 1	Berkshire Community College Hawthorne/Melville Renovations	12/19/2014	\$16,403,854.00	\$1,998,000.00	12.18%	\$465,000.00	2.83%
BSB1501 HC 1	Massachusetts State Library Improvements	10/15/2014	\$1,499,100.00	\$115,300.00	7.69%	\$49,560.00	3.31%
CME1401 FC 1	HVAC Repair - Chief Medical Examiner's Building	1/26/2015	\$1,115,870.00	\$36,000.00	3.23%	\$20,000.00	1.79%
DCP1218 AD 2	State House Library - Stack Area Ceiling Panel/Skylight Removal/Replacement	8/11/2014	\$54,720.00	\$0.00	0.00%	\$0.00	0.00%
DCP1340 HC 1	Mass Information Technology Center-UPS System Replacement	10/8/2014	\$2,162,000.00	\$0.00	0.00%	\$0.00	0.00%
DCP1415 HC 1	MITC Building Envelope Repairs	7/25/2014	\$717,100.00	\$46,130.00	6.43%	\$3,000.00	0.42%
DCP1425 HC 1	Transportation Building - Library Renovations	7/2/2014	\$29,836.00	\$0.00	0.00%	\$0.00	0.00%
DCP1513 HC 1	McCormack Building Human Resources Divisions Carpet Replacement	3/27/2015	\$97,545.00	\$0.00	0.00%	\$0.00	0.00%
DDSI404 HC 1	Templeton Development Center-New Title V Septic Systems	10/22/2014	\$449,000.00	\$26,124.86	5.82%	\$49,350.00	10.99%
DDSI405 HC 1	Fernald Development Center - Sewer Main Replacement	10/23/2014	\$483,669.00	\$21,000.00	4.34%	\$0.00	0.00%
DDSI502 HC 1	Cooling Water & Milk Waste Subsurface Disposal System	2/27/2015	\$145,000.00	\$15,561.00	10.73%	\$0.00	0.00%
HCC1201A HC 2	Center for Health Education Holyoke Community College	9/29/2014	\$3,597,000.00	\$399,500.00	11.11%	\$117,233.00	3.26%
IFM1404 OM 1	Job Order Contract - JOC	10/29/2014	\$1,000,000.00	\$0.00	0.00%	\$0.00	0.00%
IFM1404 OM 2	Job Order Contract - JOC	10/29/2014	\$1,000,000.00	\$0.00	0.00%	\$0.00	0.00%
IFM1404 OM 3	Job Order Contract - JOC	10/29/2014	\$1,000,000.00	\$63,500.00	6.35%	\$995.00	0.10%
IFM1501 OM 1	Job Order Contract -JOC	2/24/2015	\$1,000,000.00	\$0.00	0.00%	\$0.00	0.00%
IFM1501 OM 2	Job Order Contract - JOC	3/5/2015	\$1,000,000.00	\$0.00	0.00%	\$0.00	0.00%
IFM1501 OM 3	Job Order Contract - JOC	2/26/2015	\$1,000,000.00	\$0.00	0.00%	\$0.00	0.00%
IFM1502 OM 1	Job Order Contract - JOC	3/9/2015	\$1,000,000.00	\$0.00	0.00%	\$0.00	0.00%
IFM1502 OM 2	Job Order Contract - JOC	3/9/2015	\$1,000,000.00	\$0.00	0.00%	\$0.00	0.00%
IFM1502 OM 3	Job Order Contract - JOC	3/10/2015	\$1,000,000.00	\$48,000.00	4.80%	\$0.00	0.00%



Division of Capital Asset Management and Maintenance

Annual Report for Contract Compliance Construction Project Awards Fiscal Year 2015

Project No	Project Name	Date	Award	MBE Award	%	WBE Award	%
IFM1503 OM 1	Job Order Contract - JOC	4/24/2015	\$1,000,000.00	\$0.00	0.00%	\$0.00	0.00%
IFM1503 OM 2	Job Order Contract - JOC	4/24/2015	\$1,000,000.00	\$0.00	0.00%	\$0.00	0.00%
IFM1503 OM 3	Job Order Contract- JOC	4/28/2015	\$1,000,000.00	\$0.00	0.00%	\$0.00	0.00%
IFM1504 OM 1	Job Order Contract - JOC	4/28/2015	\$1,000,000.00	\$0.00	0.00%	\$0.00	0.00%
IFM1504 OM 2	Job Order Contract - JOC	5/1/2015	\$1,000,000.00	\$0.00	0.00%	\$0.00	0.00%
IFM1504 OM 3	Job Order Contract - JOC	5/7/2015	\$1,000,000.00	\$27,000.00	2.70%	\$3,000.00	0.30%
ITD0901 HC 3	Installation/Addition of Three Data Rows-Expansion for State of Connecticut	11/19/2014	\$741,200.00	\$0.00	0.00%	\$0.00	0.00%
MCC1001 DC 1	Middlesex Community College Academic Arts Center Renovation	12/2/2014	\$15,400,000.00	\$3,928,499.00	25.51%	\$488,085.00	3.17%
MCC1301 EC 1	Design & Installation of New Equipment/Systems Middlesex Community College	9/12/2014	\$5,403,121.00	\$330,475.00	6.12%	\$232,000.00	4.29%
NAC1102 EC 1	Energy Upgrades at Massachusetts College of Liberal Arts	1/2/2015	\$4,591,997.00	\$151,000.00	3.29%	\$106,000.00	2.31%
NSC1102 DC 1	Campus Expansion & Renovation North Shore Community College	6/16/2015	\$17,004,300.00	\$1,240,048.00	7.29%	\$908,062.00	5.34%
POLI401 EM 1	Emergency New Braintree Firing Range Bullet Trap Replacement	12/11/2014	\$1,449,000.00	\$1,444,000.00	99.65%	\$5,000.00	0.35%
POLI401 FC 1	Emergency State Police Firing Range Lead Waste Handling	10/24/2014	\$146,209.00	\$0.00	0.00%	\$0.00	0.00%
POLI455 FC 1	State Police Training Academy, Heating Plant DHW Boilers	9/26/2014	\$241,504.00	\$29,000.00	12.01%	\$5,000.00	2.07%
POLI501 HC 1	MSP Training Academy New Braintree Firing Range	4/22/2015	\$6,982,777.00	\$550,000.00	7.88%	\$200,000.00	2.86%
RCC1502 EM 1	Roxbury Community College-Repair to Cooling Tower	10/24/2014	\$547,195.00	\$11,319.00	2.07%	\$535,876.00	97.93%
S992 DC 2	Dartmouth State Police	8/12/2014	\$146,000.00	\$146,000.00	00.00%	\$0.00	0.00%
SDE0301 DC 3	Essex County Correctional Parking Lot Expansion	8/21/2014	\$1,142,860.00	\$149,299.00	13.06%	\$10,686.00	0.94%
SDE1301 EC 1	Energy & Water Design-Build Project at Essex County Sheriff's Office	4/7/2015	\$12,757,004.00	\$200,000.00	1.57%	\$1,130,000.00	8.86%
SDE1350 FC 1	Essex Jail & House of Correction Roof & HVAC Upgrades	7/14/2014	\$5,431,000.00	\$1,164,000.00	21.43%	\$363,920.00	6.70%
SDH1502 FC 1	Hampden County Jail & HOC - HVAC Upgrades	3/17/2015	\$2,745,000.00	\$116,400.00	4.24%	\$169,400.00	6.17%
SDM1202 EC 1	Middlesex HOC Energy and Water Retrofit	10/8/2014	\$7,951,490.00	\$178,400.00	2.24%	\$738,654.96	9.29%



Division of Capital Asset Management and Maintenance

Annual Report for Contract Compliance
Construction Project Awards
Fiscal Year 2015

Project No	Project Name	Date	Award	MBE Award	%	WBE Award	%
SDN1250 HC I	Norfolk County Correctional Center	6/30/2015	\$2,053,000.00	\$57,902.00	2.82%	\$17,863.00	0.87%
SDP1202 EC I	Energy Design Build Plymouth County Correctional Facility	8/12/2014	\$3,674,936.00	\$286,433.40	7.79%	\$170,500.00	4.64%
SDW1401 HC I	Worcester Jail & House of Correction	7/17/2014	\$251,499.00	\$0.00	0.00%	\$35,320.00	14.04%
TRC1303 FC I	Ed Brooke, Brockton and Roxbury Courts- Sprinkler Heads	9/30/2014	\$1,295,000.00	\$168,000.00	12.97%	\$0.00	0.00%
TRC1305 FC I	Springfield Hall of Justice - Elevator Modernization	6/1/2015	\$2,665,000.00	\$0.00	0.00%	\$1,410,400.00	52.92%
TRC1502 EM I	Framingham District Court Masonry Stabilization	3/30/2015	\$54,000.00	\$0.00	0.00%	\$0.00	0.00%
UMAI201 DC I	Umass Amherst Physical Sciences Building	11/12/2014	\$80,300,000.00	\$9,599,120.00	11.95%	\$196,552.85	0.24%
UML1203 DC I	UML School of Business New Facility	9/12/2014	\$33,500,000.00	\$2,673,855.00	7.98%	\$2,654,926.00	7.93%
UML1301E EC I	UMass Lowell Energy Design Build Project	3/16/2015	\$26,619,354.00	\$530,000.00	1.99%	\$3,500,000.00	13.15%
VET1401 FC I	Repair Brickwork & Capstones	11/14/2014	\$279,000.00	\$9,840.00	3.53%	\$98,000.00	35.13%
Totals:			\$276,458,876.00	\$25,759,706.26	9.32%	\$13,716,939.33	4.96%

Projects With MBE and/or WBE Awards of Zero are Waived Projects Awarded to Non-M/WBEs.

Report No. 11

**Minority Participation in Construction Projects
FY 2015**

Division of Capital Asset Management and Maintenance



Annual Report for Contract Compliance Minority Participation In Construction Projects Fiscal Year 2015

Project No	General Contractor	MBE Firm	Address	Nature of Participation	MBE Award	%
BCCI301 DC I	D.A. Sullivan & Sons, Inc.	<i>SMI Demolition, Inc.</i>	823 Pleasant Street Norwood, MA 02062	Asbestos Abatement/Demolition	\$820,000.00	5.00%
		<i>Titan Roofing, Inc.</i>	70 Orange Street Chicopee, MA 01013	Roofing	\$368,000.00	2.24%
		<i>New England Concrete Services, LLC</i>	P O Box 317 Ludlow, MA 01056	EP2 Site Work	\$810,000.00	4.94%
BSBI501 HC I	Northern Contracting Corp.	<i>Lanco Scaffolding Inc.</i>	33 Earle Street Somerville, MA 02143	Scaffolding	\$40,000.00	2.67%
		<i>Mill City Environmental Corp.</i>	100 Foot of John St. Lowell, MA 01852	Asbestos	\$12,300.00	0.82%
		<i>Richard Reid Electric Co.</i>	23 Walkers Brook Dr. Reading, MA 01867	Electrical work	\$63,000.00	4.20%
CME1401 FC I	Enterprise Equipment Co.	<i>Carl/Louis & Co.</i>	16-R Fuller Street Dorchester, MA	Install pumps & drain piping (L&M)	\$36,000.00	3.23%
DCPI415 HC I	Chapman Waterproofing, Company	<i>Pacific Drywall, LLC</i>	19 Sawyer Avenue Dorchester, MA 02125	Masonry Demo with Union Labor	\$41,400.00	5.77%
		<i>Supplies Exchange Systems</i>	204 Washington Street Boston, MA 02121	Supply backer rod & sealants (Material Only)	\$4,730.00	0.66%
DDSI404 HC I	Kaszowski Brothers Contracting	<i>Heck Electric, LLC</i>	156 Stony Hill Road Wilbraham, MA 01095	Electrical	\$26,124.86	5.82%
DDSI405 HC I	Commonwealth Construction & Utilities					

Division of Capital Asset Management and Maintenance



Annual Report for Contract Compliance Minority Participation In Construction Projects Fiscal Year 2015

Project No	General Contractor	MBE Firm	Address	Nature of Participation	MBE Award	%
		<i>Lina Ciuffo Construction Corp</i>	P. O. Box 75-47 Leominster, MA 01453	Permanent Asphalt/Paving (L&M)	\$21,000.00	4.34%
DDSI502 HC 1	Kaszowski Brothers Contracting	<i>Heck Electric, LLC</i>	156 Stony Hill Road Wilbraham, MA 01095	250001 Electrical Work (Labor & Materials)	\$15,561.00	10.73%
HCCI201A HC 2	D.E.W. Construction Corp.	<i>American Environmental Inc.</i>	18 Canal St. Holyoke, MA 01040	024100 Demolition	\$79,500.00	2.21%
IFMI404 OM 3	N.E.L. Corp.	<i>United Walls Systems, LLC</i>	59 Merriam Avenue Leominster, MA 01453	054000 Metal Framing, 092116 Gypsum Boards, 092117 Shaft Wall Assemblies	\$320,000.00	8.90%
IFMI502 OM 3	Wesfield Construction Company	<i>Titan Roofing, Inc.</i>	70 Orange Street Chicopee, MA 01013	Lead lined copper gutter	\$63,500.00	6.35%
IFMI504 OM 3	Enterprise Equipment Co.	<i>American Environmental Inc.</i>	18 Canal St. Holyoke, MA 01040	Asbestos abatement	\$48,000.00	4.80%
MCCI001 DC 1	Consigli Construction Co., Inc.	<i>Carl/Louis & Co.</i>	16-R Fuller Street Dorchester, MA	Furnish boiler	\$27,000.00	2.70%
		<i>Capeway Roofing Systems, Inc.</i>	664 Sanford Road Westport, MA 02790	070002 Roofing & Flashing L&M	\$343,600.00	2.23%
		<i>Costa Brothers Masonry Inc.</i>	2 Lambeth Park Drive Fairhaven, MA 02719	040002 Historic Masonry Restoration	\$596,000.00	3.87%

Division of Capital Asset Management and Maintenance



Annual Report for Contract Compliance
 Minority Participation In Construction Projects
 Fiscal Year 2015

Project No	General Contractor	MBE Firm	Address	Nature of Participation	MBE Award	%
		General Air Conditioning & Heating, Inc.	20 Seaver Street Dorchester, MA 02121	230001 HVAC L&M	\$1,777,000.00	11.54%
		Lighthouse Masonry Inc.	150 John Vertente Blv New Bedford, MA 02745	040001 Masonry L&M	\$477,000.00	3.10%
		S&F Concrete Contractors, Inc.	166 Central Street P.O. Box 427 Hudson, MA 01749	033000, 033650, 134800 CIP, Colored Concrete Hardener, Concrete Floated Floor	\$726,300.00	4.72%
		Wood & Wire Fence Co.	124 Reservoir Avenue Pawtucket, RI 02860	GC Temporary Fence	\$8,599.00	0.06%
MCCI301E EC I	Enterprise Equipment Co.	Carl/Louis & Co.	16-R Fuller Street Dorchester, MA	F&I Boilers, Pumps, Gas & Water Pipes, Chillers, Makeup Air Unit PURCHASE ORDERS REQUIRED	\$330,475.00	6.12%
NAC1102 EC I	Adams Plumbing & Heating	American Environmental Inc.	18 Canal St. Holyoke, MA 01040	Mechanical Demolition (Labor only)	\$146,000.00	3.18%
		Titan Roofing, Inc.	70 Orange Street Chicopee, MA 01013	Roofing (Labor & Material)	\$5,000.00	0.11%
NSC1102 DC I	Delulis Brothers Construction Co., Inc.	Andella Iron, Inc.	20 Ingleside Avenue Chelsea, MA 02150	Rebar Installation Labor Only; CREDIT FOR PR ONLY	\$110,048.00	0.65%
		U.S. Drywall, Inc.	18 Cove Road South Dartmouth, MA 02746	Drywall, Metal Framing, Rough Carpentry, Firestopping	\$1,130,000.00	6.65%
POL1401 EM I	Enfield Enterprises Inc	Enfield Enterprises Inc	30 Magaziner PI Springfield, MA 01104	Carpentry, spervision, overhead profit and bonding	\$1,264,261.14	12.40%
POL1455 FC I	Enterprise Equipment Co.					

Division of Capital Asset Management and Maintenance



Annual Report for Contract Compliance Minority Participation In Construction Projects Fiscal Year 2015

Project No	General Contractor	MBE Firm	Address	Nature of Participation	MBE Award	%
		Carl/Louis & Co.	16-R Fuller Street Dorchester, MA	Furnish and rig into place new water heaters Labor and Materials Purchase Orders Required for MBE credit	\$29,000.00	12.01%
POL1501 HC 1	Daniel O'Connell's Sons Inc.	Titan Roofing, Inc.	70 Orange Street Chicopee, MA 01013	Metal Roof Panels, EPDM Roofing, Sheet Metal Flashing & Trim (higher than estimate)	\$550,000.00	7.88%
RCCI502 EM 1	Corporate Mechanical, Inc.	Total Mechanical Service Corp.	9 Natalie Way Plymouth, MA 02360	Insulation \$7200.00 @ 10 % 720.00 and Labor \$10,688.00	\$11,319.00	2.07%
SDE0301 DC 3	W.L. French Excavating Corp.	D. Clifford Construction, Inc.	1600 Providence High Walpole, MA 02081	Hot Mix Asphalt Paving Labor and Materials	\$83,685.00	7.32%
		K. DaPonte Construction Corporation	551 Indian Town Road Fall River, MA 02790	Install Curb	\$9,000.00	0.79%
		M-O-N Landscaping, Inc.	678 State Road North Dartmouth, MA 02747	Landscaping Labor and Materials	\$41,683.00	3.65%
		Wood & Wire Fence Co.	124 Reservoir Avenue Pawtucket, RI 02860	Temp Fence Labor and Materials	\$14,931.00	1.31%
SDE1301E EC 1	J.C. Cannistraro LLC	Total Mechanical Service Corp.	9 Natalie Way Plymouth, MA 02360	Insulation Work (L&M)	\$200,000.00	1.57%
SDE1350 FC 1	J F White Contracting Company	Titan Roofing, Inc.	70 Orange Street Chicopee, MA 01013	Roofing (Labor & Materials)	\$1,164,000.00	21.43%
SDHI502 FC 1	Millenium Builders, Inc.					

Division of Capital Asset Management and Maintenance



Annual Report for Contract Compliance Minority Participation In Construction Projects Fiscal Year 2015

Project No	General Contractor	MBE Firm	Address	Nature of Participation	MBE Award	%
SDM1202E EC 1 NORESCO						
		<i>Titan Roofing, Inc.</i>	70 Orange Street Chicopee, MA 01013	Roofing Labor and Material	\$116,400.00	4.24%
		<i>Carl/Louis & Co.</i>	16-R Fuller Street Dorchester, MA	Labor and Materials plumbing installations for EMC 5.02 Water Flow Control Measures	\$40,100.00	0.50%
		<i>Carvalho Electric, llc d/b/a JMC Construction & Associates</i>	9 Candlestick Lane Sandown, NH 03873	Labr and Materials installation of power and control wiring for boiler and HVAC upgrades	\$38,500.00	0.48%
		<i>Richard Reid Electric Co.</i>	23 Walkers Brook Dr. Reading, MA 01867	Labor only to install solar racking inverters and electrical connection to buildings for EMC's20.01 PV Solar Array	\$50,000.00	0.63%
		<i>Unlimited Removal and Demolition, Inc.</i>	P. O. Box 1387 Marblehead, MA 01945	Labor and materials demolition of boilers in ECMS 14.04 and 14.01	\$49,800.00	0.63%
SDN1250 HC 1 Contractors Network, Inc.						
		<i>Encore Contracting Services, Inc.</i>	375 Common St. Suite Lawrence, MA 01840	Demolition Item # 024100	\$37,450.00	1.82%
		<i>South Dartmouth Construction</i>	8 Kraseman Street South Dartmouth, MA 02748	Metal Framing and Drywall	\$11,140.00	0.54%
		<i>Ellis Painting</i>	175 Connie Lane Stoughton, ma 02072	Painting L&M Item # 099000	\$9,312.00	0.45%
SDP1202 EC 1 Thielsch Engineering						
		<i>Taunton Electrical Corporation</i>	P. O. Box 460 East Taunton, MA 02718	sub to Intelligent Conservation, labor only ECM 6 Water Flow Control Devices; VALUE OF PAYROLLS ONLY; WAGES TOTAL \$34,880.36	\$83,250.00	2.27%

Division of Capital Asset Management and Maintenance



Annual Report for Contract Compliance Minority Participation In Construction Projects Fiscal Year 2015

Project No	General Contractor	MBE Firm	Address	Nature of Participation	MBE Award	%
TRCI303 FC I	J.C. Cannistraro LLC	Raul Battallas Electric	Belmont St. Fitchburg, ma 01420	Lighting Upgrades L&M ECM 1.08 \$133,306.00, ECM 2.01 \$29,500.00; PC012 \$40,377.40	\$203,183.40	5.53%
		Lanco Scaffolding Inc.	33 Earle Street Somerville, MA 02143	Fire Protection Section # 210001 Labor and Material	\$168,000.00	12.97%
UMAI201 DC I	The Whiting-Turner Contracting Co.	American Environmental Inc.	18 Canal St. Holyoke, MA 01040	BP003 Abatement/Demo/Salvage of WES	\$422,020.00	0.53%
		Ayala Excavating & Trucking, LLC	92 Clayton Street Springfield, MA 01107	Soil Remediation, Sitemwork; sub to T&M Equipment Corp.	\$206,100.00	0.26%
		Lighthouse Masonry Inc.	150 John Vertente Blv New Bedford, MA 02745	034500,040001,042000 Masonry	\$3,737,000.00	4.65%
		S&F Concrete Contractors, Inc.	166 Central Street Hudson, MA 01749	033000, 072100, 079200, 079300	\$5,234,000.00	6.52%
UMLI203 DC I	Lee Kennedy Co. Inc.	American Environmental Inc.	18 Canal St. Holyoke, MA 01040	028213 Asbestos Abatement sub to JDC	\$289,000.00	0.86%
		Costa Brothers Masonry Inc.	2 Lambeth Park Drive Fairhaven, MA 02719	Masonry 040001	\$149,000.00	0.44%
		S&F Concrete Contractors, Inc.	166 Central Street Hudson, MA 01749	033000 Concrete	\$2,235,855.00	6.67%
UMLI301E EC I	Constellation NewEnergy, INC					

Division of Capital Asset Management and Maintenance



Annual Report for Contract Compliance
 Minority Participation In Construction Projects
 Fiscal Year 2015

Project No	General Contractor	MBE Firm	Address	Nature of Participation	MBE Award	%
		American Environmental Inc.	18 Canal St. Holyoke, MA 01040	ECM 14.01 Demolition	\$180,000.00	0.68%
		Val Industrial Insulation	20 Clement Street Worcester, MA 01603	ECM 14.01, 15.01 HVAC Equipment & Piping	\$50,000.00	0.19%
		W.S. Anderson Inc.	33 Dover St. Suite 124 Brockton, MA 02303	ECM 1.01, 2.01 F&I Lighting Equipment	\$300,000.00	1.13%
VET1401 FC 1	Louis C. Allegrone, Inc	Titan Roofing, Inc.	70 Orange Street Chicopee, MA 01013	Labor & Materials associated with Flashing	\$9,840.00	3.53%
Total:					\$25,759,706.26	9.32%

Report No. 12

**Minority Awards Distribution
in Construction Projects
Fiscal Year 2015**



Division of Capital Asset Management and Maintenance

Annual Report for Contract Compliance
 Minority Awards Distribution In Construction Projects
 Fiscal Year 2015

	<i>MBE Firm</i>	<i>Address</i>	<i>MBE Award</i>	<i>%</i>
1	American Environmental Inc.	18 Canal St. Holyoke MA 01040	\$1,164,520.00	4.52%
2	Andella Iron, Inc.	20 Ingleside Avenue Chelsea MA 02150	\$110,048.00	0.43%
3	Ayala Excavating & Trucking, LLC	92 Clayton Street Springfield MA 01107	\$206,100.00	0.80%
4	Capeway Roofing Systems, Inc.	664 Sanford Road Westport MA 02790	\$343,600.00	1.33%
5	Carl/Louis & Co.	16-R Fuller Street Dorchester MA	\$462,575.00	1.80%
6	Carvalho Electric, Ilc d/b/a JMC Construction & Associates	9 Candlestick Lane Sandown NH 03873	\$38,500.00	0.15%
7	Costa Brothers Masonry Inc.	2 Lambeth Park Drive Fairhaven MA 02719	\$745,000.00	2.89%
8	D. Clifford Construction, Inc.	1600 Providence Highway Suite 175 Walpole MA 02081	\$83,685.00	0.32%
9	Ellis Painting	175 Connie Lane Stoughton ma 02072	\$9,312.00	0.04%
10	Encore Contracting Services, Inc.	375 Common St. Suite 102 Lawrence MA 01840	\$37,450.00	0.15%
11	Enfield Enterprises Inc	30 Magaziner Pl Springfield MA 01104	\$1,444,000.00	5.61%
12	General Air Conditioning & Heating, Inc.	20 Seaver Street Dorchester MA 02121	\$1,923,000.00	7.47%
13	Heck Electric, LLC	156 Stony Hill Road Wilbraham MA 01095	\$15,561.00	0.06%
14	Heck Electric, LLC - I	156 Stony Hill Road Wilbraham MA 01095	\$26,124.86	0.10%
15	K. DaPonte Construction Corporation	551 Indian Town Road Fall River MA 02790	\$9,000.00	0.03%
16	Lanco Scaffolding Inc.	33 Earle Street Somerville MA 02143	\$208,000.00	0.81%
17	Lighthouse Masonry Inc.	150 John Vertente Blvd. New Bedford MA 02745	\$4,214,000.00	16.36%
18	Lina Ciuffo Construction Corp	P.O. Box 75-47 Princeton Street Leominster MA 01453	\$21,000.00	0.08%
19	Mill City Environmental Corp.	100 Foot of John St. 4th Floor Lowell MA 01852	\$12,300.00	0.05%
20	M-O-N Landscaping, Inc.	678 State Road North Dartmouth MA 02747	\$41,683.00	0.16%
21	New England Concrete Services, LLC	P O Box 317 Ludlow MA 01056	\$810,000.00	3.14%
22	Pacific Drywall, LLC	19 Sawyer Avenue Dorchester MA 02125	\$41,400.00	0.16%
23	Raul Batallas Electric	Belmont St. Fitchburg ma 01420	\$203,183.40	0.79%
24	Richard Reid Electric Co.	23 Walkers Brook Dr. Reading MA 01867	\$113,000.00	0.44%
25	S&F Concrete Contractors, Inc.	166 Central Street P.O. Box 427 Hudson MA 01749	\$8,196,155.00	31.82%
26	SMI Demolition, Inc.	823 Pleasant Street Norwood MA 02062	\$820,000.00	3.18%



Division of Capital Asset Management and Maintenance

Annual Report for Contract Compliance
 Minority Awards Distribution In Construction Projects
 Fiscal Year 2015

<i>MBE Firm</i>	<i>Address</i>	<i>MBE Award</i>	<i>%</i>
27 South Dartmouth Construction	8 Kraseman Street South Dartmouth MA 02748	\$11,140.00	0.04%
28 Supplies Exchange Systems	204 Washington Street Boston MA 02121	\$4,730.00	0.02%
29 Taunton Electrical Corporation	P.O. Box 460 East Taunton MA 02718	\$83,250.00	0.32%
30 Titan Roofing, Inc.	70 Orange Street Chicopee MA 01013	\$2,276,740.00	8.84%
31 Total Mechanical Service Corp.	9 Natalie Way Plymouth MA 02360	\$200,000.00	0.78%
32 Total Mechanical Service Corp. - I	9 Natalie Way Plymouth MA 02360	\$11,319.00	0.04%
33 U.S. Drywall, Inc.	18 Cove Road South Dartmouth MA 02746	\$1,130,000.00	4.39%
34 United Walls Systems, LLC	59 Merriam Avenue Leominster MA 01453	\$320,000.00	1.24%
35 Unlimited Removal and Demolition, Inc.	P.O. Box 1387 Marblehead MA 01945	\$49,800.00	0.19%
36 Val Industrial Insulation	20 Clement Street Worcester MA 01603	\$50,000.00	0.19%
37 W.S. Anderson Inc.	33 Dover St. Suite 124 Brockton MA 02303	\$300,000.00	1.16%
38 Wood & Wire Fence Co.	124 Reservoir Avenue Pawtucket RI 02860	\$23,530.00	0.09%
Total:		\$25,759,706.26	100.00%

Report No. 13

**Women Participation in Construction Projects
Fiscal Year 2015**



Division of Capital Asset Management and Maintenance

Annual Report for Contract Compliance
 Women Participation In Construction Projects
 Fiscal Year 2015

Project No	General Contractor	WBE Firm	Address	Nature of Participation	WBE Award	%
AEPI503E UT 1	Groom Energy Solutions, LLC	<i>Jacqueline Electric & Contracting</i>	116 Maryann Way N. Attleboro, MA 02760	Install lighting equipment & controls	\$32,555.52	4.73%
BCCI301 DC 1	D.A. Sullivan & Sons, Inc.	<i>Federal Concrete, Inc.</i>	One Condon Way Suit Hopedale, MA 01747	C-I-P Concrete; sub to Marguerite LABORONLY	\$185,000.00	1.13%
BSBI501 HC 1	Northern Contracting Corp.	<i>Green Insulation, Inc.</i>	One Potter Street Adams, MA 01220	230001, 2-4 HVAC Insulation L&M	\$280,000.00	1.71%
CME1401 FC 1	Enterprise Equipment Co.	<i>Jackson Glass, Inc.</i>	3195 Washington St. Jamaica Plain, MA 02130	Glass & Glazing	\$18,000.00	1.20%
DCPI1415 HC 1	Chapman Waterproofing, Company	<i>United Elevator Co.</i>	150 Recreation Park D Hingham, MA 02043	Install wheel chair lifts	\$31,560.00	2.11%
DDSI1404 HC 1	Kaszowski Brothers Contracting	<i>Spindle City Insulation, Inc.</i>	524 Mt. Pleasant Stree P.O. Box 9303 Fall River, MA 02720	Pipe Insulation (L&M)	\$20,000.00	1.79%
DCPI1415 HC 1	Chapman Waterproofing, Company	<i>Dirty Girl Disposal/Millbury Rubbish Removal</i>	45 River Street Millbury, MA 012527	Disposal of Brick	\$3,000.00	0.42%
DDSI1404 HC 1	Kaszowski Brothers Contracting	<i>Cronin Trucking & Excavation, Inc.</i>	214 O'Neill Road West Warren, MA 01092	Trucking Sand and Fill	\$40,850.00	9.10%
		<i>Taylor Davis Landscape Company, Inc.</i>	577 West Street Amherst, MA 01002	Mulch Filled Tubes for Erosion Control and Hydro Seeding	\$8,500.00	1.89%



Division of Capital Asset Management and Maintenance

Annual Report for Contract Compliance Women Participation In Construction Projects Fiscal Year 2015

Project No	General Contractor	WBE Firm	Address	Nature of Participation	WBE Award	%
HCCI201A HC 2	D.E.W. Construction Corp.	<i>Greenfield Glass Co., Inc.</i>	52 River Street Greenfield, MA 01301	084113 Aluminum Storefront, Windows, Hardware	\$40,430.00	1.12%
IFM1404 OM 3	N.E.L. Corp.	<i>Taylor Davis Landscape Company, Inc.</i>	577 West Street Amherst, MA 01002	20000 Sitework; FIRST DCAMM PROJECT	\$76,803.00	2.14%
IFM1504 OM 3	Enterprise Equipment Co.	<i>J & S Concrete Pumping</i>	71 Adams Pond Road Derry, NH 03038	Concrete Drilling	\$995.00	0.10%
MCCI001 DC 1	Consigli Construction Co., Inc.	<i>Spindle City Insulation, Inc.</i>	524 Mt. Pleasant Stree P.O. Box 9303 Fall River, MA 02720	Install Pipe Installation	\$3,000.00	0.30%
MCCI301E EC 1	Enterprise Equipment Co.	<i>J. F. Shine Mechanical, Inc.</i>	2383 Center Street Boston, MA 02132	220001 Plumbing L&M	\$488,085.00	3.17%
NAC1102 EC 1	Adams Plumbing & Heating	<i>Spindle City Insulation, Inc.</i>	524 Mt. Pleasant Stree P.O. Box 9303 Fall River, MA 02720	Pipe & Duct Insulation	\$80,000.00	1.48%
		<i>Maria Fallon Electrical Services</i>	181 Allen St. Braintree, MA 02184	Install Automatic Temperature Controls - SUB/PROTÉGÉ TO J.M.; CREDIT CONTINGENT UPON PR VALUE	\$152,000.00	2.81%
		<i>Fisher Contracting Corp</i>	PO Box 20039 Worcester, MA 01602	11 Webster Pla Selective Demolition (Labor only)	\$79,000.00	1.72%
		<i>Green Insulation, Inc.</i>	One Potter Street Adams, MA 01220	Mechanical Insulation (Labor & Material)	\$27,000.00	0.59%

Division of Capital Asset Management and Maintenance

Annual Report for Contract Compliance Women Participation In Construction Projects Fiscal Year 2015



Project No	General Contractor	WBE Firm	Address	Nature of Participation	WBE Award	%
NSC1102 DC 1	Delulis Brothers Construction Co., Inc.	<i>All State Waste, Inc.</i>	376 Washington St. Norwell, MA 02061	Dumpsters	\$21,000.00	0.12%
		<i>Back Bay Concrete</i>	87 New Salem Street	Concrete Flatwork LABOR ONLY 033000	\$122,400.00	0.72%
		<i>LAL Masonry Co. Inc.</i>	Wakefield, MA 01880 390 Lincoln Avenue Saugus, MA 01906	Masonry FSB	\$580,000.00	3.41%
		<i>Rebars & Mesh, Inc.</i>	111 Avco Road Haverhill, MA 01835	Rebar Fabrication	\$153,145.00	0.90%
		<i>SJB Enterprises, Inc. d/b/a Sandra Network</i>	25 Goodale Street Peabody, MA 01960	Computer Hardware/Software	\$31,517.00	0.19%
POLI401 EM 1	Enfield Enterprises Inc	<i>Willow Tree Outdoor, LLC</i>	1 Federal St Building 1 Springfield, MA 01102	Demo	\$5,000.00	0.35%
POLI455 FC 1	Enterprise Equipment Co.	<i>Spindle City Insulation, Inc.</i>	524 Mt. Pleasant Stree P.O. Box 9303 Fall River, MA 02720	Furnish and install piping insulation	\$5,000.00	2.07%
POLI501 HC 1	Daniel O'Connell's Sons Inc.	<i>EDM Construction, Inc.</i>	PO Box 35 Byfield, MA 01922	Structural Steel & Misc. Metals (LABOR ONLY)	\$200,000.00	2.86%
SDE0301 DC 3	W.L. French Excavating Corp.	<i>Ramco Survey Stakes Co., Inc.</i>	685 North Main Street West Bridgewater, MA 02379	Erosion Control Labor and Materials	\$8,082.00	0.71%
SDEI301E EC 1	J.C. Cannistraro LLC	<i>Markings, Inc.</i>	30 Riverside Drive Pembroke, MA 02359	Line Stripping	\$2,604.00	0.23%

Division of Capital Asset Management and Maintenance



Annual Report for Contract Compliance Women Participation In Construction Projects Fiscal Year 2015

Project No	General Contractor	WBE Firm	Address	Nature of Participation	WBE Award	%
SDEI350 FC 1	J F White Contracting Company	<i>Coghlin Electrical Contractors Inc.</i>	100 Prescott St. Worcester, MA 01605	Electrical Work (L&M)	\$1,130,000.00	8.86%
		<i>Lemoi Erectors Inc.</i>	54 Main Street Suite 3 Sturbridge, ma 01566	Structural Steel; Steel Decking; Metal Fab (Labor & Materials)	\$363,920.00	6.70%
SDHI502 FC 1	Millenium Builders, Inc.	<i>Coghlin Electrical Contractors Inc.</i>	100 Prescott St. Worcester, MA 01605	HVAC Control Wiring Labor and Materials Sub to William Roberts	\$53,000.00	1.93%
		<i>Collins-Crochiere Construction Services INC</i>	9 Hawthorne Road Wilbraham, MA 01095	HVAC Duct Insulation Labor and Material Sub to KMK Insulation	\$85,000.00	3.10%
		<i>Fillion's Landscaping Inc.</i>	111 Carver Street Granby, MA 01033	Site Prep & Restoration Labor and Materials	\$11,700.00	0.43%
		<i>Granite City Electric Supply Co.</i>	19 Quincy Avenue Quincy, MA 02169	Electric Supply Material Only Sub to Schmidt	\$2,500.00	0.09%
		<i>Triton Leasing & Rental, Inc.</i>	279 B Garden Street Feeding Hills, MA 01030	Demolition and Disposal Labor and Material	\$17,200.00	0.63%
SDMI202E EC 1	NORESCO	<i>Fraser Engineering Company Inc.</i>	65 Court Street Newton, MA 02460	Labor and Materials to perform ECM's 23.02, 14.04, 23.20, 6.01, 19.03, 7.01, 14.01	\$738,654.96	9.29%
SDNI250 HC 1	Contractors Network, Inc.	<i>American Flooring United</i>	1500 Shawshen St U Tewksbury, MA 01864	Flooring and Carpet	\$13,950.00	0.68%
		<i>MA Waste Systems LLC</i>	300 Centre Street Holbrook, MA 02343	Dumpster Services Item # 024100	\$2,200.00	0.11%

Division of Capital Asset Management and Maintenance



Annual Report for Contract Compliance Women Participation In Construction Projects Fiscal Year 2015

Project No	General Contractor	WBE Firm	Address	Nature of Participation	WBE Award	%
SDPI202 EC I	Thielsch Engineering	<i>Rebars & Mesh, Inc.</i>	111 Avco Road Haverhill, MA 01835	Rebar Fabrication	\$1,713.00	0.08%
SDWI401 HC I	S & R Corporation	<i>Fraser Engineering Company Inc.</i>	65 Court Street Newton, MA 02460	sub to Intelligent Conservation; Plumbing Labor Only on ECM 6; CREDIT ON VALUE OF PRS	\$170,500.00	4.64%
TRCI305 FC I	New England Builders and Contractors, Inc.	<i>JM Environmental Corporation Inc.</i>	71 Elm St. Suite 300 Worcester, MA 01609	Hazardous Materials Abatement Labor	\$9,400.00	3.74%
UMAI201 DC I	The Whiting-Turner Contracting Co.	<i>Ramco Survey Stakes Co., Inc.</i>	685 North Main Street West Bridgewater, MA 02379	Demolition Roll-off Dumpster Svc	\$25,920.00	10.31%
		<i>United Elevator Co.</i>	150 Recreation Park D Hingham, MA 02043	Elevators Labor and Materials Sec/Item #142100	\$1,410,400.00	52.92%
		<i>Coghlin Electrical Contractors Inc.</i>	100 Prescott St. Worcester, MA 01605	2700/2.3 Outside Plant Coaxial Cable	\$58,964.05	0.07%
		<i>Cronin Trucking & Excavation, Inc.</i>	214 O'Neill Road West Warren, MA 01092	Supply Drainage Structures & Pipe; sub to T&M Equipment Corp.	\$11,000.00	0.01%
		<i>Granite City Electric Supply Co.</i>	19 Quincy Avenue Quincy, MA 02169	BP003 WES abatment/demo/salvage supply only to Collind Electric	\$709.80	0.00%
		<i>Rebars & Mesh, Inc.</i>	111 Avco Road Haverhill, MA 01835	Rebar L&M for CIP Structure	\$5,000.00	0.01%
		<i>West Floor Covering, Inc</i>	42 Winter St Suite 11 Pembroke, MA 02359	Tile 090002, 093000	\$120,879.00	0.15%



Division of Capital Asset Management and Maintenance

Annual Report for Contract Compliance
 Women Participation In Construction Projects
 Fiscal Year 2015

Project No	General Contractor	WBE Firm	Address	Nature of Participation	WBE Award	%
UML1203 DC 1	Lee Kennedy Co. Inc.	<i>Angelini Plastering, Inc.</i>	304 Main St. North Reading, MA 01864	Drywall	\$2,083,354.00	6.22%
		<i>DePaoli Mosaic Company Inc.</i>	52 York Avenue Randolph, MA 02368	Terrazzo 090006	\$238,000.00	0.71%
		<i>Thompson Company Inc.</i>	805 Pleasant Street East Weymouth, MA 02189	D, F & H	\$224,270.00	0.67%
		<i>West Floor Covering, Inc</i>	42 Winter St Suite 11 Pembroke, MA 02359	Tile 090002	\$109,302.00	0.33%
UML1301E EC 1	Constellation NewEnergy, INC	<i>Fraser Engineering Company Inc.</i>	65 Court Street P.O. Box 9142 Newton, MA 02460	ECM 14.01, 15.03, 17.01 Install Central Heating Plant & HVAC Upgrades	\$3,500,000.00	13.15%
VET1401 FC 1	Louis C. Allegrone, Inc	<i>R.S. Lamson & Sons Inc</i>	29 Lake street Hudson, MA 01749	Labor and Materials associated with granite capstones	\$98,000.00	35.13%
Total:					\$13,716,939.33	4.96%

Report No. 14

**Women Awards Distribution in Construction
Projects
Fiscal Year 2015**



Division of Capital Asset Management and Maintenance

Annual Report for Contract Compliance Women Awards Distribution In Construction Projects Fiscal Year 2015

	WBE Firm	Address	WBE Award	%
1	All State Waste, Inc.	376 Washington St. Norwell MA 02061	\$21,000.00	0.15%
2	American Flooring United	1500 Shawsheen St Unit 7 Tewksbury MA 01864	\$13,950.00	0.10%
3	Angelini Plastering, Inc.	304 Main St. North Reading MA 01864	\$2,083,354.00	15.19%
4	Back Bay Concrete	87 New Salem Street Wakefield MA 01880	\$122,400.00	0.89%
5	Coghlin Electrical Contractors Inc.	100 Prescott St. Worcester MA 01605	\$1,241,964.05	9.05%
6	Collins-Crochiere Construction Services INC	9 Hawthorne Road Wilbraham MA 01095	\$85,000.00	0.62%
7	Corporate Mechanical, Inc.	1501 Main St. Suite # 42 Tewksbury MA 01876	\$535,876.00	3.91%
8	Cronin Trucking & Excavation, Inc.	214 O'Neill Road P.O. Box 543 West Warren MA 01092	\$51,850.00	0.38%
9	DePaoli Mosaic Company Inc.	52 York Avenue Randolph MA 02368	\$238,000.00	1.74%
10	Dirty Girl Disposal/Millbury Rubbish Removal	45 River Street Millbury MA 012527	\$3,000.00	0.02%
11	EDM Construction, Inc.	PO Box 35 Byfield MA 01922	\$200,000.00	1.46%
12	Federal Concrete, Inc.	One Condon Way Suite A Hopedale MA 01747	\$185,000.00	1.35%
13	Fillion's Landscaping Inc.	111 Carver Street Granby MA 01033	\$11,700.00	0.09%
14	Fisher Contracting Corp	PO Box 20039 11 Webster Place Worcester MA 01602	\$79,000.00	0.58%
15	Fraser Engineering Company Inc.	65 Court Street P.O. Box 9142 Newton MA 02460	\$4,409,154.96	32.14%
16	Granite City Electric Supply Co.	19 Quincy Avenue Quincy MA 02169	\$3,209.80	0.02%
17	Green Insulation, Inc.	One Potter Street Adams MA 01220	\$307,000.00	2.24%
18	Greenfield Glass Co., Inc.	52 River Street Greenfield MA 01301	\$40,430.00	0.29%
19	J & S Concrete Pumping	71 Adams Pond Road Derry NH 03038	\$995.00	0.01%
20	J. F. Shine Mechanical, Inc.	2383 Center Street Boston MA 02132	\$488,085.00	3.56%
21	Jackson Glass, Inc.	3195 Washington St. Jamaica Plain MA 02130	\$18,000.00	0.13%
22	Jacqueline Electric & Contracting	116 Maryann Way N. Attleboro MA 02760	\$32,555.52	0.24%
23	JM Environmental Corporation Inc.	71 Elm St. Suite 300 Worcester MA 01609	\$9,400.00	0.07%
24	LAL Masonry Co. Inc.	390 Lincoln Avenue Saugus MA 01906	\$580,000.00	4.23%
25	Lemoi Erectors Inc.	54 Main Street Suite 3 Sturbridge ma 01566	\$363,920.00	2.65%
26	MA Waste Systems LLC	300 Centre Street Holbrook MA 02343	\$2,200.00	0.02%



Division of Capital Asset Management and Maintenance

Annual Report for Contract Compliance Women Awards Distribution In Construction Projects Fiscal Year 2015

<i>WBE Firm</i>	<i>Address</i>	<i>WBE Award</i>	<i>%</i>
27 Maria Fallon Electrical Services	181 Allen St. Braintree MA 02184	\$152,000.00	1.11%
28 Markings, Inc.	30 Riverside Drive Pembroke MA 02359	\$2,604.00	0.02%
29 R.S. Lamson & Sons Inc	29 Lake street Hudson MA 01749	\$98,000.00	0.71%
30 Ramco Survey Stakes Co., Inc.	685 North Main Street West Bridgewater MA 02379	\$34,002.00	0.25%
31 Rebars & Mesh, Inc.	111 Avco Road Haverhill MA 01835	\$159,858.00	1.17%
32 SJB Enterprises, Inc. d/b/a Sandra Network	25 Goodale Street Peabody MA 01960	\$31,517.00	0.23%
33 Spindle City Insulation, Inc.	524 Mt. Pleasant Street P.O. Box 9303 Fall River MA 02720	\$108,000.00	0.79%
34 Taylor Davis Landscape Company, Inc.	577 West Street Amherst MA 01002	\$85,303.00	0.62%
35 Thompson Company Inc.	805 Pleasant Street East Weymouth MA 02189	\$224,270.00	1.63%
36 Triton Leasing & Rental, Inc.	279 B Garden Street Feeding Hills MA 01030	\$17,200.00	0.13%
37 United Elevator Co.	150 Recreation Park Drive #8 Hingham MA 02043	\$1,441,960.00	10.51%
38 West Floor Covering, Inc	42 Winter St Suite 11 Pembroke MA 02359	\$230,181.00	1.68%
39 Willow Tree Outdoor, LLC	1 Federal St Building 101 Springfield MA 01102	\$5,000.00	0.04%
Total:		\$13,716,939.33	100.00%

Report No. 15

**Design Project Awards
Fiscal Year 2015**



Division of Capital Asset Management and Maintenance

Annual Report for Contract Compliance Design Project Awards Fiscal Year 2015

<i>Project No</i>	<i>Project Name</i>	<i>Date</i>	<i>Award</i>	<i>MBE Award</i>	<i>%</i>	<i>WBE Award</i>	<i>%</i>
<i>BCC1301 DC 1*</i>	Renovations to Melville and Hawthorne Halls Berkshire Community College	9/5/2014	\$1,178,053.00	\$142,112.50	12.06%	\$81,112.50	6.89%
<i>BHC1501 ST 1*</i>	Academic Facilities Modernization & Expansion Bunker Hill Community College	4/14/2015	\$400,000.00	\$59,000.00	14.75%	\$14,000.00	3.50%
<i>BHE1501 ST 1*</i>	Downtown Brockton Higher Education Campus	10/6/2014	\$300,000.00	\$89,500.00	29.83%	\$26,870.00	8.96%
<i>BSB1206 DC 1*</i>	Gardner Auditorium and House Chamber Renovation	12/2/2014	\$1,431,954.00	\$181,000.00	12.64%	\$77,553.00	5.42%
<i>CME0902 DC 1*</i>	Central/Western Regions New Medical Examiner Facilities	4/8/2015	\$864,500.00	\$87,920.00	10.17%	\$80,700.00	9.33%
<i>DCP0708 HD 2*</i>	Vertical Transportation System Inspection and Renovation, Statewide	9/30/2014	\$500,000.00	\$40,000.00	8.00%	\$20,000.00	4.00%
<i>DCP1217 HD 3*</i>	MEP Building Commissioning Services, Various State & County Owned Facilities	1/7/2015	\$750,000.00	\$60,000.00	8.00%	\$30,000.00	4.00%
<i>DCP1217 HD 4*</i>	MEP New & Existing Commissioning Services: Various State & County-Owned Bldgs.	1/7/2015	\$750,000.00	\$60,000.00	8.00%	\$30,000.00	4.00%
<i>DCP1217 HD 6*</i>	Building Commissioning Services	6/26/2015	\$750,000.00	\$60,000.00	8.00%	\$30,000.00	4.00%
<i>DCP1359 HD 8*</i>	Study & Design for Repairs, Renovations & Upgrades	7/14/2014	\$750,000.00	\$30,000.00	4.00%	\$720,000.00	96.00%
<i>DCP1418 HD 2*</i>	Central Region Bldg. Maintenance & Engineering Services	11/5/2014	\$500,000.00	\$39,500.00	7.90%	\$50,000.00	10.00%
<i>DCP1418 HD 3*</i>	Central Region Buildings Maintenance & Engineering	11/5/2014	\$500,000.00	\$44,500.00	8.90%	\$45,000.00	9.00%
<i>DCP1503 HD 1*</i>	MEP New and Existing Commissioning Services Various State and County-Owned Facilities (Statewide)	12/22/2014	\$1,500,000.00	\$0.00	0.00%	\$0.00	0.00%
<i>DOC1507 ST 1*</i>	New Food Service Bldg - Mass Correctional Institute	6/5/2015	\$200,000.00	\$36,000.00	18.00%	\$21,000.00	10.50%
<i>DYS1501 ST 1*</i>	DYS Taunton - Goss Building Additions & Renovations	10/31/2014	\$245,000.00	\$39,000.00	15.92%	\$206,000.00	84.08%
<i>GCC1502 ST 1*</i>	Early Education & Child Care Center Greenfield Community College	2/4/2015	\$150,000.00	\$4,000.00	2.67%	\$146,000.00	97.33%
<i>HCC0801 DC 2*</i>	Holyoke CC Building G -Renovations Continuation for Design Services	4/8/2015	\$2,201,962.00	\$290,000.00	13.17%	\$156,600.00	7.11%
<i>MCC1402 ST 1*</i>	Middlesex Community College- Bedford New Academic Building	1/7/2015	\$250,000.00	\$25,500.00	10.20%	\$224,500.00	89.80%
<i>MMA1501 HS 1*</i>	New Academic Building Massachusetts Maritime Academy	1/16/2015	\$200,000.00	\$6,000.00	3.00%	\$194,000.00	97.00%
<i>QCC1401 ST 1*</i>	New Classroom Building, Quinsigamond Community College	9/5/2014	\$200,000.00	\$17,000.00	8.50%	\$29,925.00	14.96%
<i>RCC1402 HC 1*</i>	Roxbury Community College-Reggie Lewis Track Upgrades	1/16/2015	\$430,000.00	\$20,000.00	4.65%	\$410,000.00	95.35%



Division of Capital Asset Management and Maintenance

Annual Report for Contract Compliance Design Project Awards Fiscal Year 2015

Project No	Project Name	Date	Award	MBE Award	%	WBE Award	%
RCC1402 HS I *	Roxbury Community College-Reggie Lewis Center Upgrades	9/29/2014	\$72,060.00	\$15,000.00	20.82%	\$57,060.00	79.18%
SDW1501 ST I *	New Combined Intake, Medical Unit & Regional Lock-Up, Worcester County Jail & HOC	3/19/2015	\$250,000.00	\$35,000.00	14.00%	\$10,000.00	4.00%
STC1402 DC I *	Renovations to Building 19 Springfield Technical Community College	4/8/2015	\$2,720,962.00	\$228,000.00	8.38%	\$2,492,962.00	91.62%
TRC1503 ST I *	Social Law Library Improvements, John Adams Courthouse	6/5/2015	\$250,000.00	\$25,000.00	10.00%	\$25,000.00	10.00%
UMA1402 ST I *	Morrill Science Complex Renovations University of Massachusetts Amherst	8/19/2014	\$528,000.00	\$58,000.00	10.98%	\$37,000.00	7.01%
UMB1502 ST I *	UMB Substructure, Science & Pool Buildings Demo & Quad Development	5/28/2015	\$1,000,000.00	\$109,000.00	10.90%	\$70,000.00	7.00%
UMD1401 ST I *	University of Massachusetts Dartmouth Campus Master Plan Update	8/29/2014	\$450,000.00	\$34,290.00	7.62%	\$50,000.00	11.11%
UMD1402 ST I *	Interdisciplinary Science & Engineering Building	1/7/2015	\$750,000.00	\$71,250.00	9.50%	\$63,750.00	8.50%
UML1401 ST I *	Umass Lowell North Engineering Building Renovation & Expansion	7/10/2014	\$250,000.00	\$45,000.00	18.00%	\$10,000.00	4.00%
UML1501 ST I *	UMass Lowell Olsen Hall Renovation	4/24/2015	\$250,000.00	\$39,600.00	15.84%	\$10,000.00	4.00%
Totals:			\$20,572,491.00	\$1,991,172.50	9.68%	\$5,419,032.50	26.34%

Projects With MBE and/or WBE Awards of Zero are Waived Projects Awarded to Non-M/WBEs.

Report No. 16

**Minority Participation in Design Projects
Fiscal Year 2015**

Division of Capital Asset Management and Maintenance



Annual Report for Contract Compliance
Minority Participation In Design Projects
Fiscal Year 2015

Project No	General Contractor	MBE Firm	Address	Nature of Participation	MBE Award	%
BCCI1301 DC I*	NBBJ Limited Partnership	RSE Associates, Inc.	63 Pleasant Street, Si Watertown, MA 02472	Structural Engineering	\$60,000.00	5.09%
		V J Associates of New England, Inc.	992 Great Plain Avenue Needham, MA 02492	Cost Estimating	\$26,000.00	2.21%
		Mikyong Kim Design	33a Harvard Street, #3 Brookline, MA 02445	Landscape Design	\$56,112.50	4.76%
BHCI1501 ST I*	NBBJ Limited Partnership	Mikyong Kim Design	33a Harvard Street, #3 Brookline, MA 02445	Landscape Architecture	\$8,000.00	2.00%
		RSE Associates, Inc.	63 Pleasant Street, Si Watertown, MA 02472	Structural Engineering	\$15,000.00	3.75%
		V J Associates of New England, Inc.	992 Great Plain Avenue Needham, MA 02492	Cost Estimating	\$18,000.00	4.50%
BHEI1501 ST I*	Finegold Alexander Architects Inc.	VAV International, Inc.	400 W. Cummings Par Woburn, MA 01801	M/P/FP	\$18,000.00	4.50%
		Chan Architecture and Urban Design, LLC	16 Lincoln St Suite 2B Boston, MA 02111	Urban Design	\$68,000.00	22.67%
		RSE Associates, Inc.	63 Pleasant Street, Si Watertown, MA 02472	Structural Associates	\$8,000.00	2.67%
BSBI206 DC I*	Goody, Clancy & Associates, Inc.	V J Associates of New England, Inc.	992 Great Plain Avenue Needham, MA 02492	Cost Estimating	\$13,500.00	4.50%
		ART Engineering Corporation	76 Webster Street Worcester, MA 01603	Electrical Engineering	\$85,000.00	5.94%

Division of Capital Asset Management and Maintenance



Annual Report for Contract Compliance
Minority Participation In Design Projects
Fiscal Year 2015

Project No	General Contractor	MBE Firm	Address	Nature of Participation	MBE Award	%
		V J Associates of New England, Inc.	992 Great Plain Avenue Needham, MA 02492	Cost Estimating	\$65,000.00	4.54%
		VAV International, Inc.	400 W. Cummings Par Woburn, MA 01801	Plbg. & FP Engineering	\$31,000.00	2.16%
CME0902 DC 1*	HDR Architecture, PC	B+AC, LLC	5 Middlesex Avenue, Somerville, MA 02145	Strutural Engineering	\$71,000.00	8.21%
		Fernandez & Associates	63 Larkin Road Byfield, MA 01922	Code Consulting & Fire Protection Engineering	\$16,920.00	1.96%
DCP0708 HD 2*	RDK Engineers, Inc.	B+AC, LLC	5 Middlesex Avenue, Somerville, MA 02145	Structural Engineering Solomon Fuller Health Center	\$5,000.00	1.00%
		Lin Associates, Inc.	2001 Beacon Street Brighton, MA 02135	Structural Engineering	\$35,000.00	7.00%
DCPI217 HD 3*	Sebesta East, Inc.	SAR Engineering, Inc	10 Granite Street Quincy, MA 02169	Electrical & Fire Protection System Commissioning	\$60,000.00	8.00%
DCPI217 HD 4*	RDK Engineers, Inc.	DHK Architects	54 Canal Street Boston, MA 02114	Architecture - as needed	\$30,000.00	4.00%
		V J Associates of New England, Inc.	992 Great Plain Avenue Needham, MA 02492	Cost Estimating	\$30,000.00	4.00%
DCPI217 HD 6*	SMRT, Inc.	VAV International, Inc.	400 W. Cummings Par Woburn, MA 01801	Mechanical Engineering	\$40,000.00	5.33%
		AKAL Engineering, Inc.	10 Abbey Road Boylston, MA 01505	P/FP Engineering	\$10,000.00	1.33%

Division of Capital Asset Management and Maintenance

Annual Report for Contract Compliance
Minority Participation In Design Projects
Fiscal Year 2015



Project No	General Contractor	MBE Firm	Address	Nature of Participation	MBE Award	%
		C & C Consulting Engineers, LLC	214 Lincoln Street, Sui Boston, MA 02134	Civil Engineering	\$5,000.00	0.67%
		V J Associates of New England, Inc.	992 Great Plain Avenue Needham, MA 02492	Cost Estimating	\$5,000.00	0.67%
DCPI359 HD 8*	Goldman Reinsdorf Architects Inc.	Rojas Associates, Inc.	285 Summer St. Boston, MA 02210	Landscape Architecture	\$6,000.00	0.80%
		V J Associates of New England, Inc.	992 Great Plain Avenue Needham, MA 02492	Cost Estimating	\$24,000.00	3.20%
DCPI418 HD 2*	Consulting Engineering Services, LLC	V J Associates of New England, Inc.	992 Great Plain Avenue Needham, MA 02492	Cost estimating, project Mgmt, Scheduling, Value Engineering, Project Controls & Construction Mgmt	\$39,500.00	7.90%
		Lin Associates, Inc.	2001 Beacon Street Brighton, MA 02135	Structural Engineering	\$20,000.00	4.00%
DCPI418 HD 3*	Richard D. Kimball Co., Inc.	V J Associates of New England, Inc.	992 Great Plain Avenue Needham, MA 02492	Cost Estimator	\$24,500.00	4.90%
DOC1507 ST 1*	SMRT, Inc.	V J Associates of New England, Inc.	992 Great Plain Avenue Needham, MA 02492	Cost Estimating	\$10,000.00	5.00%
		Fernandez & Associates	63 Larkin Road Byfield, MA 01922	Fire Protection	\$10,000.00	5.00%
		Ly Consulting Engineers, Inc.	20 North Rd. Bedford, MA 01730	Defining a conceptual structural system	\$16,000.00	8.00%



Division of Capital Asset Management and Maintenance

Annual Report for Contract Compliance
Minority Participation In Design Projects
Fiscal Year 2015

Project No	General Contractor	MBE Firm	Address	Nature of Participation	MBE Award	%
DYS1501 ST 1*	Studio G. Architects, Inc.	V J Associates of New England, Inc.	992 Great Plain Avenue Needham, MA 02492	Cost Estimating	\$12,000.00	4.90%
		SAR Engineering, Inc	10 Granite Street Quincy, MA 02169	MEFFP Engineering	\$27,000.00	11.02%
GCCI502 ST 1*	Jones Whitsett Architects, Inc.	ART Engineering Corporation	76 Webster Street Worcester, MA 01603	Electrical Engineering	\$4,000.00	2.67%
HCC0801 DC 2*	HKT Architects, Inc.	Lim Consultants, Inc.	90 Hamilton Street Cambridge, MA 02139	Structural Engineering	\$90,000.00	4.09%
		VAV International, Inc.	400 W. Cummings Par Woburn, MA 01801	Mechanical, Plumbing and Fire Protection	\$200,000.00	9.08%
MCCI402 ST 1*	ICON Architecture Inc.	Lim Consultants, Inc.	90 Hamilton Street Cambridge, MA 02139	Structural Eng	\$15,000.00	6.00%
		V J Associates of New England, Inc.	992 Great Plain Avenue Needham, MA 02492	Cost Est	\$10,500.00	4.20%
MMA1501 HS 1*	Perry Dean Rogers & Partners	Lim Consultants, Inc.	90 Hamilton Street Cambridge, MA 02139	Structural Engineering	\$6,000.00	3.00%
QCCI401 ST 1*	Gensler and Associates/ Architects, Inc.	Lin Associates, Inc.	2001 Beacon Street Brighton, MA 02135	Structural Engineering	\$17,000.00	8.50%
RCCI402 HC 1*	ICON Architecture Inc.	V J Associates of New England, Inc.	992 Great Plain Avenue Needham, MA 02492	Cost Estimating	\$10,000.00	2.33%



Division of Capital Asset Management and Maintenance

Annual Report for Contract Compliance
 Minority Participation In Design Projects
 Fiscal Year 2015

Project No	General Contractor	MBE Firm	Address	Nature of Participation	MBE Award	%
RCCI402 HS I*	ICON Architecture Inc.	Lim Consultants, Inc.	90 Hamilton Street Cambridge, MA 02139	Structural Engineering	\$10,000.00	2.33%
		Lim Consultants, Inc.	90 Hamilton Street Cambridge, MA 02139	Structural Engineering	\$1,000.00	1.39%
		Mikyoung Kim Design	33a Harvard Street, #3 Brookline, MA 02445	Landscape Architecture	\$5,500.00	7.63%
		V J Associates of New England, Inc.	992 Great Plain Avenue Needham, MA 02492	Cost Estimate	\$8,500.00	11.80%
SDW1501 ST I*	STV Incorporated	Pristine Engineers	543 New State Highway Raynham, Ma 02767	Electrical, Mechanical, Plumbing & Fire Protection Engineering	\$35,000.00	14.00%
STC1402 DC I*	Ann Beha Architects, Inc.	RSE Associates, Inc.	63 Pleasant Street, Si Watertown, MA 02472	Structural & Geotechnical Engineering	\$228,000.00	8.38%
TRC1503 ST I*	Finegold Alexander Architects Inc.	V J Associates of New England, Inc.	992 Great Plain Avenue Needham, MA 02492	Study cost estimating	\$10,000.00	4.00%
		ART Engineering Corporation	76 Webster Street Worcester, MA 01603	Study electrical engineering	\$7,000.00	2.80%
UMAI402 ST I*	Perkins + Will	RSE Associates, Inc.	63 Pleasant Street, Si Watertown, MA 02472	Study structural engineering	\$8,000.00	3.20%
		V J Associates of New England, Inc.	992 Great Plain Avenue Needham, MA 02492	Cost Estimating	\$23,000.00	4.36%

Division of Capital Asset Management and Maintenance



Annual Report for Contract Compliance
Minority Participation In Design Projects
Fiscal Year 2015

Project No	General Contractor	MBE Firm	Address	Nature of Participation	MBE Award	%
UMBI502 ST 1*	Sasaki Associates, Inc.	VAV International, Inc.	400 W. Cummings Par Woburn, MA 01801	HVAC, Plumbing & Fire Protection evaluation & analysis	\$35,000.00	6.63%
UMBI502 ST 1*	Sasaki Associates, Inc.	SAR Engineering, Inc	10 Granite Street Quincy, MA 02169	Electrical Engineering	\$39,000.00	3.90%
UMBI502 ST 1*	Sasaki Associates, Inc.	V J Associates of New England, Inc.	992 Great Plain Avenu Needham, MA 02492	Cost Estimating	\$70,000.00	7.00%
UMDI401 ST 1*	Design LAB Architects, Inc.	RSE Associates, Inc.	63 Pleasant Street, Si Watertown, MA 02472	Structural Engineering	\$20,000.00	4.44%
UMDI401 ST 1*	Design LAB Architects, Inc.	Garcia, Galuska & DeSousa, Inc.	370 Faunce Corner Ro Dartmouth, MA 02747	Electrical Engineering	\$14,290.00	3.18%
UMDI402 ST 1*	Ellenzweig Associates, Inc.	Lin Associates, Inc.	2001 Beacon Street Brighton, MA 02135	Structural Engineering	\$45,000.00	6.00%
UMDI402 ST 1*	Ellenzweig Associates, Inc.	Fernandez & Associates	63 Larkin Road Byfield, MA 01922	Fire Protection & Fire Alarm Engineering	\$11,250.00	1.50%
UMDI402 ST 1*	Ellenzweig Associates, Inc.	Horiuchi Solten Inc.	200 Main Street, Suite Falmouth, MA 02541	Landscape Architecture	\$15,000.00	2.00%
UMLI401 ST 1*	Perkins + Will	Pristine Engineers	543 New State Highwa Raynham, Ma 02767	Electrical, IT & Security system engineering	\$30,000.00	12.00%
UMLI401 ST 1*	Perkins + Will	V J Associates of New England, Inc.	992 Great Plain Avenu Needham, MA 02492	Cost Estimating	\$15,000.00	6.00%
UMLI501 ST 1*	Goody, Clancy & Associates, Inc.	VAV International, Inc.	400 W. Cummings Par Woburn, MA 01801	Mechanical Engineering	\$14,000.00	5.60%

Division of Capital Asset Management and Maintenance

Annual Report for Contract Compliance
 Minority Participation In Design Projects
 Fiscal Year 2015



<i>Project No</i>	<i>General Contractor</i>	<i>MBE Firm</i>	<i>Address</i>	<i>Nature of Participation</i>	<i>MBE Award</i>	<i>%</i>
		RSE Associates, Inc.	63 Pleasant Street, Si Watertown, MA 02472	Structural Engineering	\$7,000.00	2.80%
		V J Associates of New England, Inc.	992 Great Plain Avenue Needham, MA 02492	Cost Estimating	\$18,600.00	7.44%
Total:					\$1,991,172.50	9.68%

Report No. 17

**Minority Awards Distribution in Design Projects
Fiscal Year 2015**



Division of Capital Asset Management and Maintenance

Annual Report for Contract Compliance
 Minority Awards Distribution In Design Projects
 Fiscal Year 2015

	MBE Firm	Address	MBE Award	%
1	AKAL Engineering, Inc.	10 Abbey Road Boylston MA 01505	\$10,000.00	0.50%
2	ART Engineering Corporation	76 Webster Street Worcester MA 01603	\$96,000.00	4.82%
3	B+AC, LLC	5 Middlesex Avenue, Suite 400 Somerville MA 02145	\$76,000.00	3.82%
4	C & C Consulting Engineers, LLC	214 Lincoln Street, Suite 400 Boston MA 02134	\$5,000.00	0.25%
5	Chan Architecture and Urban Design, LLC	16 Lincoln St Suite 2B Boston MA 02111	\$68,000.00	3.42%
6	DHK Architects	54 Canal Street Boston MA 02114	\$30,000.00	1.51%
7	Fernandez & Associates	63 Larkin Road Byfield MA 01922	\$38,170.00	1.92%
8	Garcia, Galuska & DeSousa, Inc.	370 Faunce Corner Road Dartmouth MA 02747	\$14,290.00	0.72%
9	Horiuchi Solien Inc.	200 Main Street, Suite 202 Falmouth MA 02541	\$15,000.00	0.75%
10	Lim Consultants, Inc.	90 Hamilton Street Cambridge MA 02139	\$122,000.00	6.13%
11	Lin Associates, Inc.	2001 Beacon Street Brighton MA 02135	\$117,000.00	5.88%
12	Ly Consulting Engineers, Inc.	20 North Rd. Bedford MA 01730	\$16,000.00	0.80%
13	Mikyoung Kim Design	33a Harvard Street, #300 Brookline MA 02445	\$69,612.50	3.50%
14	Pristine Engineers	543 New State Highway Suite #5 Raynham Ma 02767	\$65,000.00	3.26%
15	Rojas Associates, Inc.	285 Summer St. Boston MA 02210	\$6,000.00	0.30%
16	RSE Associates, Inc.	63 Pleasant Street, Suite 200 Watertown MA 02472	\$346,000.00	17.38%
17	SAR Engineering, Inc	10 Granite Street Quincy MA 02169	\$126,000.00	6.33%
18	V J Associates of New England, Inc.	992 Great Plain Avenue, Suite 27 Needham MA 02492	\$433,100.00	21.75%
19	VAV International, Inc.	400 W. Cummings Park, Suite 4700 Woburn MA 01801	\$338,000.00	16.97%
Total:			\$1,991,172.50	100.00%

Report No. 18

**Women Participation in Design Projects
Fiscal Year 2015**



Division of Capital Asset Management and Maintenance

Annual Report for Contract Compliance
Women Participation In Design Projects
Fiscal Year 2015

Project No	General Contractor	WBE Firm	Address	Nature of Participation	WBE Award	%
BCCI301 DC 1*	NBBJ Limited Partnership	Nitsch Engineering, Inc.	2 Center Plaza Boston, MA 02108	Civil Engineering	\$25,000.00	2.12%
		Mikyong Kim Design	33a Harvard Street, #3 Brookline, MA 02445	Landscape Design	\$56,112.50	4.76%
BHCI501 ST 1*	NBBJ Limited Partnership	Mikyong Kim Design	33a Harvard Street, #3 Brookline, MA 02445	Landscape Architecture	\$8,000.00	2.00%
		Nitsch Engineering, Inc.	2 Center Plaza Boston, MA 02108	Civil Engineering	\$6,000.00	1.50%
BHEI501 ST 1*	Finegold Alexander Architects Inc.	Copley Wolff Design Group, Inc.	160 Boylston Street, 4t Boston, MA 02116	Landscape Design	\$7,770.00	2.59%
		Nitsch Engineering, Inc.	2 Center Plaza Boston, MA 02108	Civil Engineering	\$8,100.00	2.70%
BSBI206 DC 1*	Goody, Clancy & Associates, Inc.	Preservation Technology Associates, Inc.	285 Reservoir Road Chestnut Hill, MA 02467	Historic Preservation	\$11,000.00	3.67%
		Brown Richardson & Rowe	3 Post Office Square Boston, MA 02210	Landscape Design	\$61,553.00	4.30%
CME0902 DC 1*	HDR Architecture, PC	Nitsch Engineering, Inc.	2 Center Plaza Boston, MA 02108	Civil Engineering	\$16,000.00	1.12%
		CDW Consultants, Inc.	111 Speen Street Framingham, MA 01701	Civil/Site Engineering	\$68,700.00	7.95%
DCP0708 HD 2*	RDK Engineers, Inc.	Shadley Associates, PC.	22 Normandy Road Lexington, MA 02121	Landscape Plan exclusive of hardscape	\$12,000.00	1.39%



Division of Capital Asset Management and Maintenance

Annual Report for Contract Compliance
 Women Participation In Design Projects
 Fiscal Year 2015

Project No	General Contractor	WBE Firm	Address	Nature of Participation	WBE Award	%
		OWL Engineers, LLC	105 Abbott St Andover, MA 01810	Electrical Engineering	\$10,000.00	2.00%
		Keville Enterprises, Inc.	475 School Street Marshfield, MA 02050	Cost Estimating	\$10,000.00	2.00%
DCPI217 HD 3*	Sebesta East, Inc.	Architectural Engineers, Inc.	38 Chauncy Street Boston, MA 02111	Electrical System Commissioning	\$30,000.00	4.00%
DCPI217 HD 4*	RDK Engineers, Inc.	Nitsch Engineering, Inc.	2 Center Plaza Boston, MA 02108	Civil Engineering	\$30,000.00	4.00%
DCPI217 HD 6*	SMRT, Inc.	Architectural Engineers, Inc.	38 Chauncy Street Boston, MA 02111	M/E/P/FP Engineering	\$30,000.00	4.00%
DCPI359 HD 8*	Goldman Reinsdorf Architects Inc.	Goldman Reinsdorf Architects Inc.	427 Watertown St. Newton, MA 02458	Architecture	\$96,250.00	12.83%
DCPI418 HD 2*	Consulting Engineering Services, LLC	Nitsch Engineering, Inc.	2 Center Plaza Boston, MA 02108	Civil Engineering	\$8,000.00	1.07%
DCPI418 HD 3*	Richard D. Kimball Co., Inc.	Robert W. Hall Consulting Engineering	540 Meadow Street Agawam, MA 01001	Plumbing & Fire Protection Engineering	\$50,000.00	10.00%
		Taylor & Burns, Inc. Architects	58 Winter Street Boston, MA 02108	Architect	\$25,000.00	5.00%
		Nitsch Engineering, Inc.	2 Center Plaza Boston, MA 02108	Civil Engineering	\$20,000.00	4.00%

\$615,750.00



Division of Capital Asset Management and Maintenance

Annual Report for Contract Compliance
 Women Participation In Design Projects
 Fiscal Year 2015

Project No	General Contractor	WBE Firm	Address	Nature of Participation	WBE Award	%
DOC1507 ST 1*	SMRT, Inc.	Nitsch Engineering, Inc.	2 Center Plaza Boston, MA 02108	Civil Engineering & site survey added 1/19/16 \$8,500.00 engineering \$13,000.00	\$21,000.00	10.50%
DYS1501 ST 1*	Studio G. Architects, Inc.	Ground, Inc.	6 Carlton Street Somerville, MA 02143	Landscape Architect	\$183,000.00	3.27%
GCCI502 ST 1*	Jones Whitsett Architects, Inc.	Nitsch Engineering, Inc.	2 Center Plaza Boston, MA 02108	Civil Engineering	\$15,000.00	6.12%
HCC0801 DC 2*	HKT Architects, Inc.	Architx, Inc.	5 Topsy Drive Stafford Springs, CT 06076	Specification Writer	\$144,800.00	0.80%
MCCI402 ST 1*	ICON Architecture Inc.	Keville Enterprises, Inc.	475 School Street Marshfield, MA 02050	Cost Estimating	\$66,600.00	3.02%
MMA1501 HS 1*	Perry Dean Rogers & Partners	Lim Consultants Inc.	90 Hamilton St. Cambridge, MA 02139	Structural Engineering	\$90,000.00	4.09%
QCCI401 ST 1*	Gensler and Associates/ Architects, Inc.	Nitsch Engineering, Inc.	2 Center Plaza Boston, MA 02108	Civil Eng	\$190,000.00	2.80%
		Rickes Associates, Inc.	One Westinghouse Pla Boston, MA 02136	Facilities Programming	\$27,500.00	11.00%
		Perry Dean Rogers & Partners	177 Milk St. Boston, MA 02109	Architectural Engineering	\$194,000.00	0.00%
		Shadley Associates, PC.	22 Normandy Road Lexington, MA 02121	Landscape Architecture	\$17,425.00	8.71%
		Nitsch Engineering, Inc.	2 Center Plaza Boston, MA 02108	Civil Engineering	\$12,500.00	6.25%



Division of Capital Asset Management and Maintenance

Annual Report for Contract Compliance
 Women Participation In Design Projects
 Fiscal Year 2015

Project No	General Contractor	WBE Firm	Address	Nature of Participation	WBE Award	%
SDW1501 ST I*	STV Incorporated					
		<i>Nitsch Engineering, Inc.</i>	2 Center Plaza Boston, MA 02108	Civil Engineering, Environmental Site Permitting	\$10,000.00	4.00%
STC1402 DC I*	Ann Beha Architects, Inc.				\$2,438,962.00	
		<i>Nitsch Engineering, Inc.</i>	2 Center Plaza Boston, MA 02108	Civil Engineering	\$54,000.00	1.98%
TRC1503 ST I*	Finegold Alexander Architects Inc.					
		<i>Stefura Associates, Inc.</i>	77 North Washington Boston, MA 02114	Interior planning study	\$25,000.00	10.00%
UMAI402 ST I*	Perkins + Will					
		<i>Dietz & Company Architects, Inc.</i>	17 Hampden St Springfield, MA 01103	Existing conditions documentaton & exterior envelope evaluation	\$37,000.00	7.01%
UMB1502 ST I*	Sasaki Associates, Inc.					
		<i>Nitsch Engineering, Inc.</i>	2 Center Plaza Boston, MA 02108	Civil Engineering	\$70,000.00	7.00%
UMDI401 ST I*	Design LAB Architects, Inc.					
		<i>Architectural Engineers, Inc.</i>	38 Chauncy Street Boston, MA 02111	M/P/FP	\$35,000.00	7.78%
UMDI402 ST I*	Ellenzweig Associates, Inc.					
		<i>Nitsch Engineering, Inc.</i>	2 Center Plaza Boston, MA 02108	Civil & Traffic Engineering	\$15,000.00	3.33%
		<i>Ellana, Inc.</i>	8 Faneuil Hall Boston, MA 02109	Cost Estimating	\$48,750.00	6.50%
UML1401 ST I*	Perkins + Will					
		<i>Nitsch Engineering, Inc.</i>	2 Center Plaza Boston, MA 02108	Civil Engineering	\$15,000.00	2.00%
		<i>Nitsch Engineering, Inc.</i>	2 Center Plaza Boston, MA 02108	Civil Engineering	\$10,000.00	4.00%

Division of Capital Asset Management and Maintenance

Annual Report for Contract Compliance
 Women Participation In Design Projects
 Fiscal Year 2015



Project No	General Contractor	WBE Firm	Address	Nature of Participation	WBE Award	%
UML1501 ST 1*	Goody, Clancy & Associates, Inc.	Nitsch Engineering, Inc.	2 Center Plaza Boston, MA 02108	Civil Engineering	\$10,000.00	4.00%

Total: \$5,419,032.50 26.34%

Report No. 19

**Women Awards Distribution in Design Projects
Fiscal Year 2015**



Division of Capital Asset Management and Maintenance

Annual Report for Contract Compliance
 Women Awards Distribution In Design Projects
 Fiscal Year 2015

	WBE Firm	Address	WBE Award	%
1	Ann Beha Architects, Inc.	33 Kingston Street Boston MA 02111	\$2,438,962.00	45.01%
2	Architectural Engineers, Inc.	38 Chauncy Street Boston MA 02111	\$95,000.00	1.75%
3	Architx, Inc.	5 Topsy Drive Stafford Springs CT 06076	\$1,200.00	0.02%
4	Brown Richardson & Rowe	3 Post Office Square Boston MA 02210	\$61,553.00	1.14%
5	CDW Consultants, Inc.	111 Speen Street Suite 119 Framingham MA 01701	\$68,700.00	1.27%
6	Copley Wolff Design Group, Inc.	160 Boylston Street, 4th Floor Boston MA 02116	\$7,770.00	0.14%
7	Dietz & Company Architects, Inc.	17 Hampden St 3rd floor Springfield MA 01103	\$37,000.00	0.68%
8	Ellana, Inc.	8 Faneuil Hall 3rd Floor Boston MA 02109	\$48,750.00	0.90%
9	Goldman Reinsdorf Architects Inc.	427 Watertown St. Newton MA 02458	\$712,000.00	13.14%
10	Ground, Inc.	6 Carlton Street Somerville MA 02143	\$8,000.00	0.15%
11	ICON Architecture Inc.	101 Summer St Boston MA 02110	\$657,060.00	12.13%
12	Jones Whitsett Architects, Inc.	308 Main Street Greenfield MA 01301	\$144,800.00	2.67%
13	Keville Enterprises, Inc.	475 School Street Suite 11 Marshfield MA 02050	\$76,600.00	1.41%
14	Lim Consultants Inc.	90 Hamilton St. Cambridge MA 02139	\$90,000.00	1.66%
15	Mikyoung Kim Design	33a Harvard Street, #300 Brookline MA 02445	\$64,112.50	1.18%
16	Nitsch Engineering, Inc.	2 Center Plaza Suite 340 Boston MA 02108	\$352,600.00	6.51%
17	OWL Engineers, LLC	105 Abbott St Andover MA 01810	\$10,000.00	0.18%
18	Perry Dean Rogers & Partners	177 Milk St. Boston MA 02109	\$194,000.00	3.58%
19	Preservation Technology Associates, Inc.	285 Reservoir Road Chestnut Hill MA 02467	\$11,000.00	0.20%
20	Rickes Associates, Inc.	One Westinghouse Plaza Suite 304 Boston MA 02136	\$27,500.00	0.51%
21	Robert W. Hall Consulting Engineering	540 Meadow Street Agawam MA 01001	\$50,000.00	0.92%
22	Shadley Associates, PC.	22 Normandy Road Lexington MA 02121	\$29,425.00	0.54%
23	Stefura Associates, Inc.	77 North Washington Street Boston MA 02114	\$25,000.00	0.46%
24	Studio G. Architects, Inc.	179 Boylston Street Jamaica Plain MA 02130	\$183,000.00	3.38%
25	Taylor & Burns, Inc. Architects	58 Winter Street Boston MA 02108	\$25,000.00	0.46%
Total:			\$5,419,032.50	100.00%

Report No. 20

Summary Calculations for Design and Construction Awards

Access and Opportunity/Compliance Performance Worksheet for FY15

DCAMM DESIGN AND CONSTRUCTION AWARDS DATA FOR FY 2015



	Awards to MBE/WBE Subs FY15	Net MBE/WBE Prime Awards	Total Awards to MBE/WBEs	Total Awards to All Firms	Total Ratio MBE/WBE to Total Design and Contractor Awards	GOAL
Construction						
MBE	\$ 24,349,445	\$ 778,131	\$ 25,127,576		9.1%	
WBE	\$ 13,181,063	\$ 1,168,007	\$ 14,349,070		5.2%	
MBE/WBE Total	\$ 37,530,508	\$ 1,946,138	\$ 39,476,646		14.3%	10.40%
All Firms Total (Including Majority)				\$ 276,458,876		
Design						
MBE	\$ 1,991,173	\$ -	\$ 1,991,173		9.7%	
WBE	\$ 1,185,461	\$ 4,233,572	\$ 5,419,033		26.3%	
MBE/WBE Total	\$ 3,176,633	\$ 4,233,572	\$ 7,410,205		36.0%	17.90%
All Firms Total (Including Majority)				\$ 20,572,491		

Notes:

Performance during FY15 was heavily influenced by awards to minority and/or women-owned prime designers and contractors.

Awards to firms that are dual certified as minority and women-owned have been split among the categories to prevent double-counting.

