



Division of Capital Asset Management & Maintenance (DCAMM)

FY 2017 Annual Report

Supplier Diversity – Affirmative Marketing Program for Design & Construction

January 16, 2018

CHARLES D. BAKER

GOVERNOR

KARYN E. POLITO

LIEUTENANT GOVERNOR



MICHAEL J. HEFFERNAN

SECRETARY

ADMINISTRATION & FINANCE

CAROL W. GLADSTONE

COMMISSIONER



The Commonwealth of Massachusetts
Executive Office for Administration and Finance
Division of Capital Asset Management and Maintenance
One Ashburton Place
Boston, Massachusetts 02108

Tel: (617) 727-4050
Fax: (617) 727-5363

CHARLES D. BAKER
GOVERNOR

KARYN E. POLITO
LIEUTENANT GOVERNOR

MICHAEL J. HEFFERNAN
SECRETARY
ADMINISTRATION & FINANCE
CAROL W. GLADSTONE
COMMISSIONER

January 16, 2018

Michael J. Heffernan, Secretary
Executive Office of Administration and Finance
State House, Room 373
Boston, MA 02133

RE: *FY 2017 Annual Report Supplier Diversity – Affirmative Marketing Program for Design & Construction and Workforce Reporting*

Dear Secretary Heffernan:

Attached please find the FY 2017 report for the Division of Capital Asset Management and Maintenance's (DCAMM) construction and design MBE/WBE program and Workforce Reporting.

The MBE/WBE program, also known as DCAMM's Affirmative Marketing Program is established under M.G.L. Chapter 7C, §6, and various Executive Orders and Administrative Bulletins, including Executive Orders 559 and 565 signed by Governor Baker in 2015.

DCAMM establishes MBE/WBE participation goals on design and construction projects based on a statewide disparity study, as well as project-specific factors, including, but not limited to scope, size, and availability of firms and subcontracting opportunities. The agency's combined overall MBE/WBE spending goals are currently 10.4% for construction and 17.9% for design. These are also the maximum goals set on a project-by-project basis but are adjusted downward as appropriate for individual projects.

In FY17, MBE and WBE firms received nearly \$58 million for construction and design services from DCAMM, resulting in the agency once again surpassing established MBE/WBE program goals for payments to design and construction firms, as well as for new contract awards for design services. In FY17:

- Payments to MBE/WBE construction firms exceeded goals – achieving 13.3% against the goal of 10.4%
- Payments to MBE/WBE design firms exceeded goals – achieving 26.0% against a goal of 17.9%
- Construction awards to MBE/WBE firms exceeded goals – achieving 12.1% against the goal of 10.4%
- Design Awards to MBE/WBE firms exceeded goals – achieving 43.3% against the goal of 17.9%
- Veteran-owned businesses received over \$800,000 in payments in FY2017. New awards to veterans totaled \$2.9 million in FY2017.

The established benchmarks for construction workforce participation are 15.3% for minorities and 6.9% for women. The agency's contractor-reported construction worker hours totaled nearly 900,000 hours on active construction projects during FY17. Currently, there are no established benchmarks for designer workforce

participation on state projects, however professional women working in design comprised a much larger part of the workforce than their female counterparts in the construction trades. The FY17 Workforce report indicates:

- 1.7% of construction hours were worked by women against the goal of 6.9%, up one-third from 1.2% last year
- 17.4% of construction hours worked were by minorities, up by more than one-quarter from last year and exceeding the goal of 15.3%
- Nearly 36% of employees that worked on design service projects were women
- Nearly 12% of employees that worked on design service projects were minorities

DCAMM is fulfilling its commitment to help minorities and women realize successful careers in the construction industry and has initiated several outreach programs to create a pipeline of skilled workers to meet the demand for a diverse workforce.

In keeping with Governor Baker's vision of expanding opportunities for MBE/WBE and Veterans firms while making Massachusetts more business friendly, DCAMM continues with initiatives to make working with us easier while expanding opportunities. These initiatives include:

- Continue implementation of online Contractor Certification System
- Online access to bidding opportunities: plans and specifications and electronic bidding
- New web-based contractor and workforce reporting and data collection system for 2017/2018
- Ongoing outreach programs to encourage more MBE/WBE and Veterans firms to do business with DCAMM and to encourage minorities and women to enter into construction careers
- Expanding opportunities through our small contract certification program

The attached report provides additional information about these initiatives and DCAMM's Affirmative Marketing Program and Workforce tracking results for FY17.

Sincerely,



Carol Gladstone
Commissioner

Distribution:

Mr. Jabes Rojas
Deputy Chief for Access and Opportunity, Governor' Office

Mr. William F. Welch
Clerk of the Senate

The Honorable Senator Karen E. Spilka, Chair
Senate Committee on Ways and Means

Mr. Steven T. James
Clerk of the House

The Honorable Jeffrey Sanchez, Chair
House Committee on Ways and Means

Mr. William McAvoy
Chief Legal Counsel, Operational Services Division

The Honorable Walter F. Timilty, Chair
Joint Committee of State Administration

Mr. Ronald N. Renaud
Deputy Commissioner, Finance and Administration
Division of Capital Asset Management and Maintenance

The Honorable Jennifer E. Benson, Chair
Joint Committee on State Administration

INTRODUCTION AND OVERVIEW OF METHODOLOGY

This report summarizes performance against program goals under the Division of Capital Asset Management and Maintenance (DCAMM) FY2017 Supplier Diversity – Affirmative Marketing Program for Design and Construction, as well as workforce utilization data compiled for FY2017 from firms working on DCAMM construction and design projects.

DCAMM has had a program to expand access and opportunity for Minority and Women-owned (MBE/WBE) construction and design firms for several decades. Massachusetts General Law Chapter 7C, §6 and its predecessor legislation originally established programs first for MBE firms, then later adding WBE firms. The early program also focused exclusively on construction projects and later expanded to design services and workforce reporting.

In addition to Chapter 7C, §6, A&F Administrative Bulletins established minority and women workforce participation benchmarks on state construction contracts, construction and design data collection, and reporting guidelines for workforce participation. These bulletins also established benchmark goals for veteran-owned firms participating in design and construction contracts.

METHODOLOGY: PERFORMANCE AGAINST DESIGN AND CONSTRUCTION MBE/WBE GOALS

DCAMM establishes specific MBE/WBE participation goals for design and construction projects based on a statewide disparity study that, among other things, determine the availability of MBE/WBE firms and the extent to which our design and construction marketplace limits participation for these firms. The following are the current maximum goals for DCAMM projects:

<u>Total Contractor Payments to MBE/WBEs</u>	10.4% combined MBE/WBE Participation
Total Contractor Payments All Firms	

<u>Total Design Payments to MBE/WBEs</u>	17.9% combined MBE/WBE Participation
Total Design Payments to All Firms	

The goals set forth above are the maximum goals set by DCAMM, and may be reduced or waived prior to bidding based on project factors such as size, scope of work, subcontracting opportunities, and other factors.

The performance data presented here is based on these calculated ratios across DCAMM’s project portfolio. FY17 spending and awards data were drawn from a combination of MMARS (the state’s official accounting system) and dedicated in-house data sources used to track compliance with the MBE/WBE goals and Veterans Benchmarks (currently at 3%).

METHODOLOGY: BENCHMARKS FOR CONSTRUCTION WORKFORCE PARTICIPATION BENCHMARKS

ANF Administrative Bulletin #14 establishes the following workforce participation benchmarks on state construction contracts:

<u>Number of Hours Worked by Minority Employees</u>	Benchmark is 15.3%
Total Number of Hours Worked by All Employees	

<u>Number of Hours Worked by Female Employees</u>	Benchmark is 6.9%
Total Number of Hours Worked by All Employees	

TRACKING DESIGNER WORKFORCE

It is important to note that there are no established benchmarks for Designer workforce participation on DCAMM projects; however diverse workforce participation is still tracked. Reporting requirements on Design contracts extend only to the Prime Consultant on the project, whereas construction workforce reporting extends from General Contractor/Prime through the lowest tiered subcontractor with labor onsite.

STRENGTHENING MASSACHUSETTS' COMMITMENT TO VETERANS

Early in his Administration, Governor Baker signed Executive Orders 559 and 565 aimed at reaffirming and strengthening the Commonwealth's commitment to an inclusive marketplace.

A key provision under EO 565 directed the expansion of the statewide Supplier Diversity Program (SDP) to include new certification categories for Veteran-owned Businesses. Under the Direction of the OAO Deputy Chief of Staff, and in partnership with the Supplier Diversity Office (SDO) and other industry stakeholders, program guidance and practices for certification of Veteran-owned business has been incorporated under DCAMM's design and construction program with a 3% benchmark for relevant contracts.

IMPLEMENTATION OF DCAMM'S FY2017-2018 STRATEGIC PLAN FOR EXPANDING ACCESS AND OPPORTUNITY

Working through Governor Baker's Office of Access and Opportunity, in partnership with SDO and other state agencies, industry groups and other stakeholders, DCAMM continues its commitment to improving access and opportunities through a number of ongoing initiatives.

OUTREACH TO CONSTRUCTION AND DESIGN BUSINESSES

DCAMM continues to work across agencies and industries to increase engagement and participation of MBE/WBE and Veterans' firms. In the past year, DCAMM has actively participated in a number of events to help spread the word about opportunities to do business with the agency. Examples include:

- The Greater New England Minority Development Council Summit 2017
- The National Gay and Lesbian Chamber of Commerce (NGLCC)
- Small Business Administration (SBA) National Business Builder

We have also helped to provide training on design and construction procurement to MBE/WBE and Veteran contractors, small businesses, and other industry participants interested in becoming certified by DCAMM to bid on public projects. A keystone of this outreach and training effort is our "Doing Business with DCAMM" (DBWD) program. Sessions were held during FY2017 in Boston, Lowell, Springfield, Brockton, Pittsfield and New Bedford. Over 400 individuals registered to attend these sessions statewide. These sessions seek to:

- Increase the pool of qualified contractors overall
- Specifically recruit MBE/WBE and Veterans firms
- Educate prospective and existing contractors/vendors on various functions of our agency and any potential opportunities.

In addition to these DBWD program, DCAMM Access and Opportunity teams continue to work with smaller firms to build capacity (through the contractor certification mechanism) for bidding larger projects over time with an emphasis on DCAMM's "small project" certification.

DCAMM also continues collaboration with stakeholders and other public awarding authorities on best practices for expanding access and opportunities for design and construction, including DCAMM participation with UMBA's Design & Construction Group along with the City of Lowell, as well as, the Construction Compliance Liaison Committee established at Roxbury Community College to collectively monitor compliance on projects taking place concurrently onsite.

MINORITY AND WOMEN WORKFORCE PROGRAMS

DCAMM is committed to finding and creating opportunities to help minorities and women navigate careers available in the construction industry. This is a clear "win-win" for both workers and industry. To that end, DCAMM works to:

- Develop relationships with public and private entities to collaborate and share best practices to build and maintain a diverse workforce on publicly funded projects.
- Collaborate with other executive offices, such as the Exec Office of Administration and Finance, the Executive Office of Public Safety, the Executive Office of Labor & Workforce Development, the Boston Prerelease Center, and municipal and industry partners to identify opportunities for workforce training, apprenticeship for the male prison reentry population.
- Explore construction training opportunities available for the female prison reentry population at the Suffolk County Sheriff's Department and others across the state.
- Support paid internship opportunities that include mentoring and professional development to encourage inner city youth, especially young women of color to explore and pursue careers in construction.
- Create and participate in outreach events designed to attract young people, especially girls, to careers in construction.
- Seek out relationships with local sources for trade education, training, placement and support for existing and future a diverse tradesmen and women.
- Leverage technology to improve compliance reporting and metrics.
- Engage community based organizations during construction compliance monitoring efforts for greater public transparency and responding to local workforce concerns.

DCAMM BUSINESS PROCESS REDESIGN TO SUPPORT CONTRACTORS AND ENHANCE ACCESS AND OPPORTUNITY

Over the past two years DCAMM has modernized basic functions by implementing contractor-friendly web-based solutions for contractor certification, electronic plan distribution, and online bidding on DCAMM projects (completely eliminating paper bids).

In July 2017, DCAMM launched the Contractor Management System (DCMS). This new web-based software solution combines MBE/WBE and Veteran participation management and certified payroll/weekly workforce reporting into a single system.

DCMS eliminates a tremendous amount of paper reporting and provides higher quality and more timely updates regarding the status of MBE, WBE and Veterans' participation in design and construction contracts. It reduces the burden on contractors, and allows for more effective and efficient data collection, analysis, and reporting on DCAMM projects.

DCAMM CONSTRUCTION PAYMENTS DATA FOR FY 2017

Table 1

GOAL

Construction

MBE
WBE
TOTAL MBE/WBE
All Firms Total (including Majority)

	Payments to MBE/WBE Subs FY17	Payments to MBE/WBE Primes	Subtract MBE/WBE Subcontractor Pmts to these Primes	Net MBE/WBE Prime Payments	Total Payments to MBE/WBEs	Total Payments to All Firms	Total Ratio MBE/WBE to Total Contractor Payments	
MBE	\$ 14,475,224	\$ 235,726	\$ 12,087	\$ 223,639	\$ 14,698,863		3.9%	
WBE	\$ 32,105,056	\$ 3,661,696	\$ 7,035	\$ 3,654,661	\$ 35,759,718		9.4%	
TOTAL MBE/WBE	\$ 46,580,280	\$ 3,897,423	\$ 19,122	\$ 3,878,301	\$ 50,458,581		13.3%	10.40%
All Firms Total (including Majority)						\$ 380,242,591		

Veteran-Owned Payments

Construction

Veteran Businesses

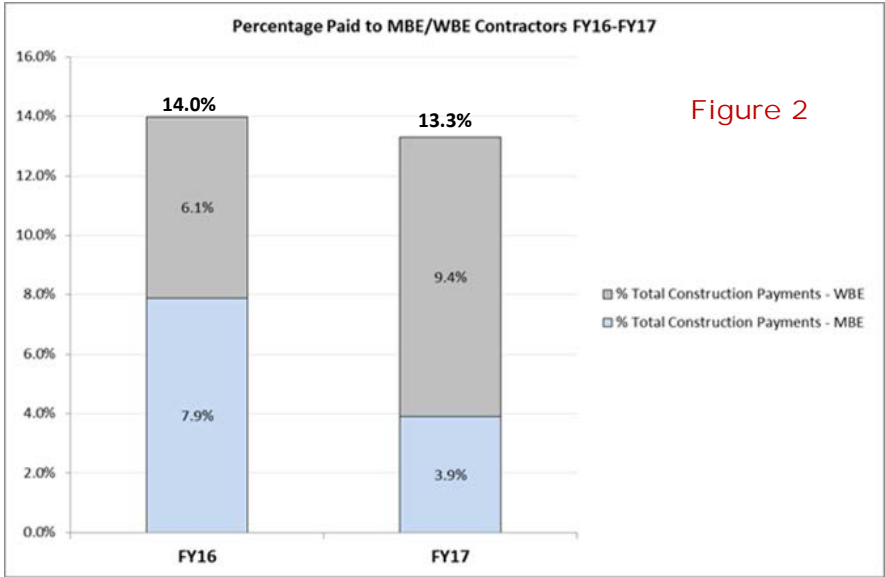
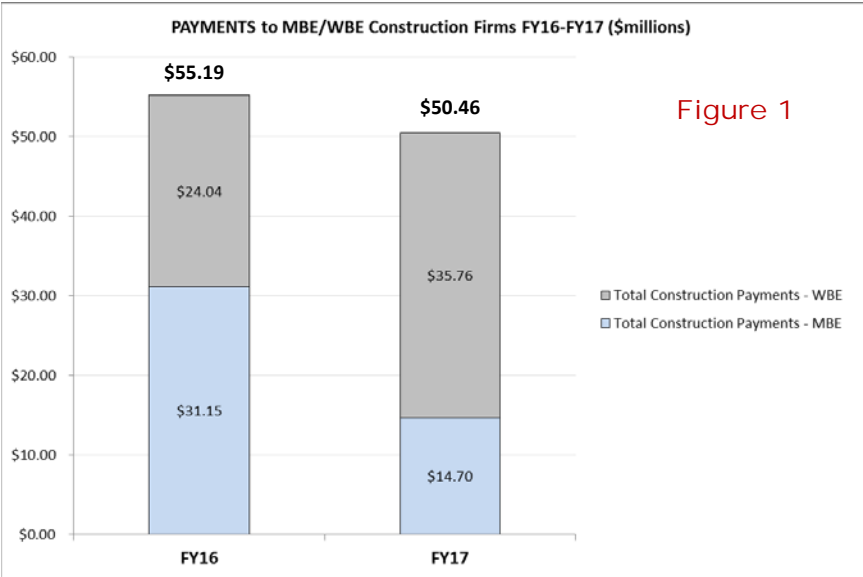
Table 2

Payments to Veteran-Owned Subs FY17	Payments to Veteran-Owned Primes	Total Net Veteran-Owned Payments	Share of Total Spend Construction
\$ 2,821	\$ 801,172	\$ 803,992	0.21%

DCAMM surpassed goals for MBE/WBE construction payments with a total of \$50.5 million (or 13.3%) paid out of \$380.2 million in total construction spend.

A larger portion of total MBE/WBE payments accrued this year to WBE firms compared with last year (see Table 1 and also Figures 1 and 2 for year over year comparisons). This is largely attributed to the number of low-bid filed subcontractors carried on larger CM at Risk projects.

Over \$800,000 was paid veteran-owned construction firms in FY2017 (Table 2).



DCAMM DESIGN PAYMENTS DATA FOR FY 2017

Table 3

GOAL

Design

MBE
WBE
M/WBE Total
All Firms Total (including Majority)

Payments to MBE/WBE Subs FY17	Payments to MBE/WBE Primes	Subtract MBE/WBE Subconsultant Pmts to these Primes	Net MBE/WBE Prime Payments	Total Payments to MBE/WBEs	Total Payments to All Firms	Total Ratio MBE/WBE to Total Design and Contractor Payments	GOAL
\$ 1,411,455	\$ 628,773	\$ 236,317	\$ 392,456	\$ 1,803,911		6.4%	
\$ 758,745	\$ 4,861,426	\$ 39,774	\$ 4,821,652	\$ 5,580,398		19.6%	
\$ 2,170,200	\$ 5,490,200	\$ 276,091	\$ 5,214,109	\$ 7,384,309		26.0%	17.90%
					\$ 28,392,495		

Veteran-Owned Payments

Design

Veteran Businesses

Table 4

Payments to Veteran-Owned Subs FY17	Payments to Veteran-Owned Primes	Total Net Veteran-Owned Payments	Share of Total Spend for Design
\$ -	\$ 25,000	\$ 25,000	0.09%

DCAMM surpassed goals for MBE/WBE design payments with a total of \$7.4 million (or 26.0%) paid out of \$28.4 million in total design spend (Table 3)

A smaller portion accrued this year to WBE design firms compared with last year, with the share going to MBE design firms remaining stable year over year (see Figures 3 and 4 for year over year comparisons).

Veteran-owned design firms were paid \$25,000 in FY2017 on DCAMM projects (Table 4).

PAYMENTS to MBE/WBE Design Firms FY16-FY17 (\$millions)

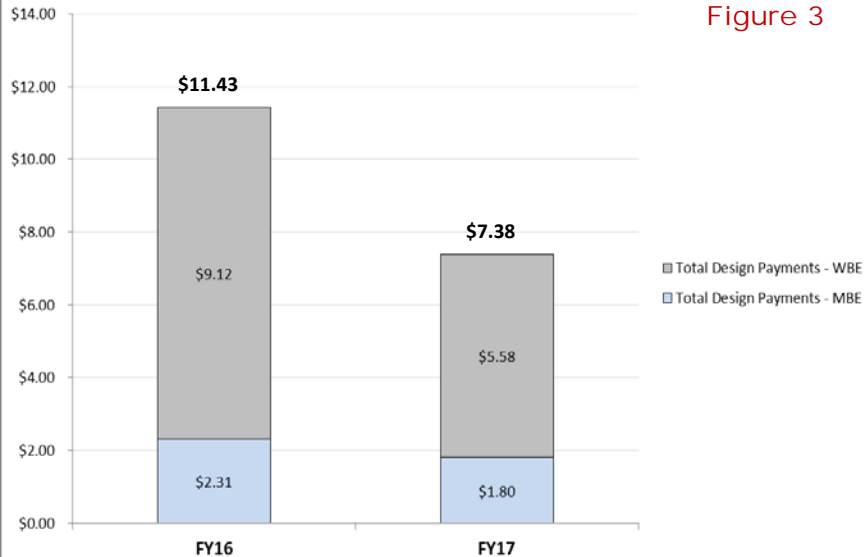


Figure 3

Percentage Paid to MBE/WBE Designers FY16-FY17

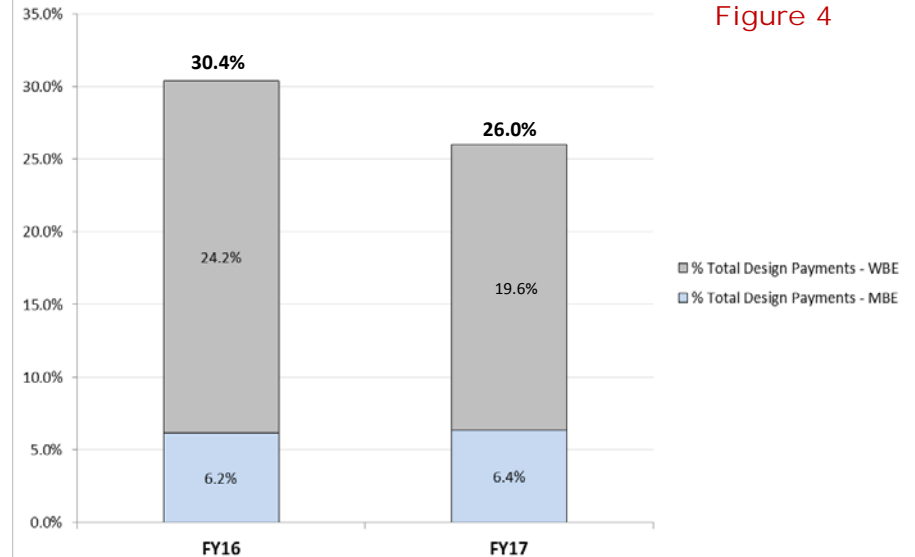


Figure 4

DCAMM DESIGN AND CONSTRUCTION AWARDS DATA FOR FY 2017

Table 5

GOAL

Construction

MBE
WBE
MBE/WBE Total
All Firms Total (including Majority)

Awards to MBE/WBE Subs FY17	Net MBE/WBE Prime Awards	Total Net Awards to MBE/WBEs	Total Awards to All Firms	Total Ratio MBE/WBE to Total Design and Contractor Awards	GOAL
\$ 4,020,077	\$ 2,760,000	\$ 6,780,077		6.7%	
\$ 4,968,471	\$ 544,544	\$ 5,513,015		5.4%	
\$ 8,988,548	\$ 3,304,544	\$ 12,293,092		12.1%	10.40%
			\$ 101,800,122		
\$ 4,362,820	\$ 7,503,100	\$ 11,865,920		21.1%	
\$ 3,076,100	\$ 9,402,635	\$ 12,478,735		22.2%	
\$ 7,438,920	\$ 16,905,735	\$ 24,344,655		43.3%	17.90%
			\$ 56,286,170		

Design

MBE
WBE
MBE/WBE Total
All Firms Total (including Majority)

Veteran-Owned Awards

Veteran Construction Awards

Veteran Design Awards

Table 6

Awards to Veteran-Owned Subs FY17	Awards to Veteran-Owned Primes	Total Net Veteran-Owned Awards*	Share of Total Construction/Design Awards
\$ 5,750	\$ 3,448,438	\$ 2,870,063	2.8%
\$ -	\$ 75,000	\$ 75,000	0.13%

DCAMM surpassed award goals for both design and construction. \$6.8 million was awarded to MBE contractors in FY17. An additional \$5.5 million were awarded to WBE construction firms for a total of \$12.3 million (12.1% of total construction awards - see Table 5). These results are up from 5.8% in FY16 (Figure 5).

On the design side, DCAMM easily surpassed our awards goal with 43.3% evenly distributed between minority and women-owned design firms (Table 5 and Figure 6). Several MBEs and WBEs were awarded prime contracts for DCAMM "House Doctor" (task order-based) design services.

Net awards to veteran-owned construction firms were nearly \$2.9 million, representing 2.8% of construction awards in FY17 (Table 6). An additional 75,000 was awarded to a veteran prime for design services.

* Excludes \$585,000 in awards made to MBE/WBE firms on one veteran prime construction contract.

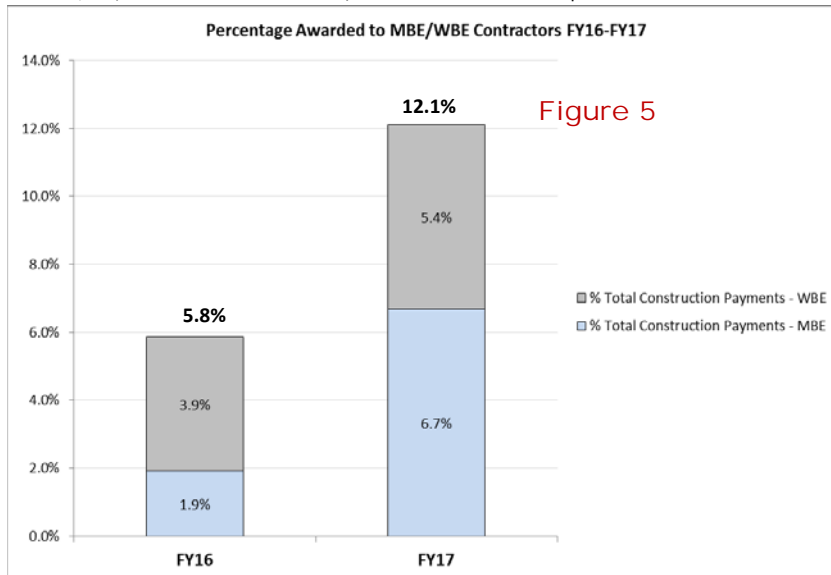


Figure 5

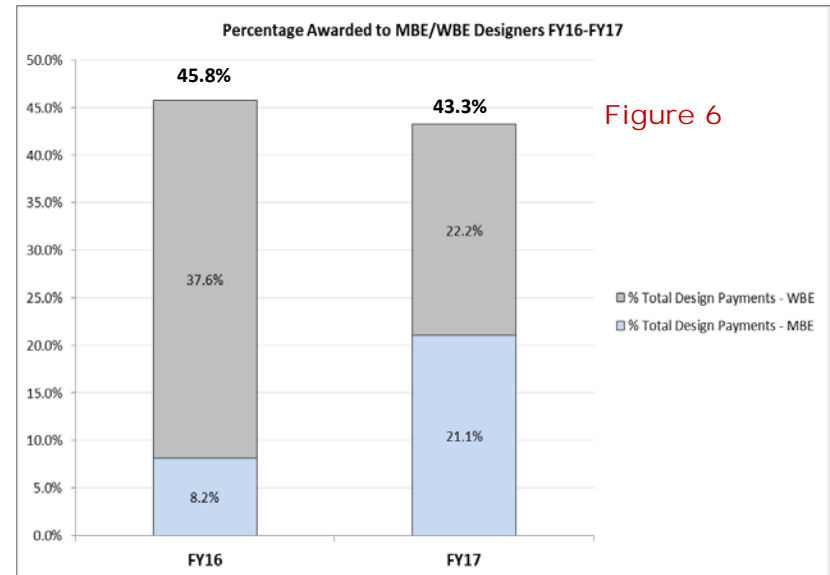


Figure 6

NUMBER OF FIRMS RECEIVING PAYMENTS FY2016-2017

Table 7

Construction

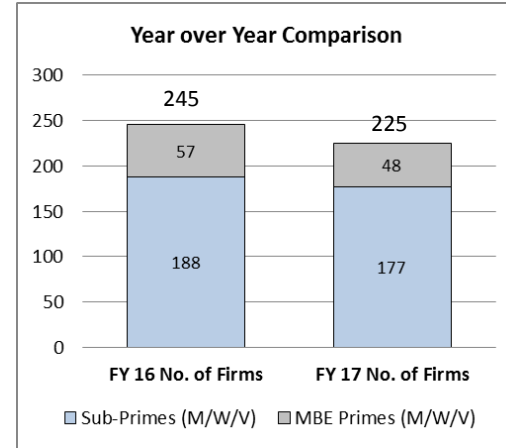
MBE
WBE
Veteran
TOTAL

	FY16		FY17	
	No. of Subs Receiving Pmts FY16	No. of Primes Receiving Pmts FY16 (1)	No. of Subs Receiving Pmts FY17	No. of Primes Receiving Pmts FY17 (2)
MBE	58	11	53	7
WBE	80	26	76	15
Veteran	-	2	2	4
TOTAL	138	39	131	26
Design				
MBE	26	5	23	5
WBE	24	13	23	16
Veteran	-	-	-	1
TOTAL	50	18	46	22
TOTAL OVERALL M/W/VBES	188	57	177	48

(1) For FY16 three construction firms are both Minority and Women-owned and are split in the counts above for each category as follows: 2 assigned as MBEs; 1 assigned as pure WBEs to avoid double-counting

(2) For FY17 one prime design and three prime construction firms are both Minority and Women-owned and are split in the counts above for each category as follows: Design: 1 MBE, Construction: 2 MBE; 1 WBE to avoid double-counting

Figure 7



A total of 225 firms minority, women, or veteran-owned firms received payments on DCAMM projects during FY2017 (see Table 7 and Figure 7) compared with a total of 245 in FY2016.

On the construction side, there were 131 subcontractors participating in addition to 26 primes for a total of 157 firms.

On the design side, there were 68 firms total, with two-thirds comprised of subcontractor/consultants (46) and another 22 receiving payments as design primes.

7 Veteran-Owned firms received payments under DCAMM's design and construction program in FY17.

DESIGNER WORKFORCE SUMMARY

Table 8

FY2017 Design Demographic Data Reported

Category	# Workers Reported	% of Total Workers
Non-Minority	320	88.2%
Minority	43	11.8%

TOTAL 363

Male	233	64.2%
Women	130	35.8%

TOTAL 363

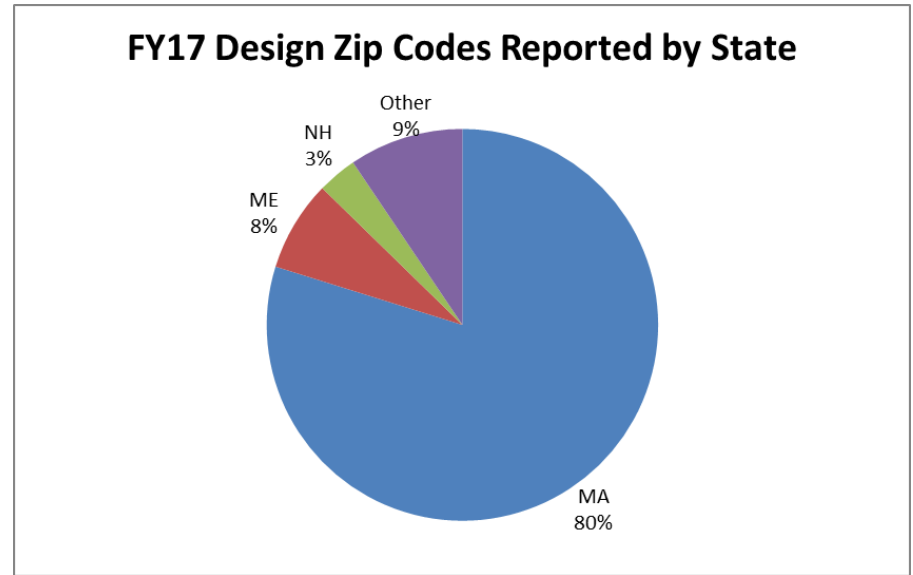
Table 9

FY2017 Design Demographic Data Reported

Minority Detail	Reported Workers by Minority Group	% Minority Workers by Group
Asian	21	48.8%
Hispanic	9	20.9%
African American	7	16.3%
Other	5	11.6%
Native American	1	2.3%

TOTAL 43 100%

Figure 8



Designers reported a diverse professional workforce during FY17 with over 35% women, and nearly 12% people of color (Table 8). The Prime Consultant Workforce by Project Report provides the number of employees reported per project, corresponding zip codes as well as their gender and ethnicity. Employees of Asian ethnicity made up the largest bloc of the total reported “minority” participation (Table 9). Overall, during the fiscal year professional female participation on design contracts at DCAMM is rising while minority is slightly down.

Due to prior methodology used the totals are based on the number of employees rather than the number of hours worked by the Prime Consultant’s workforce. However, the new compliance software will allow consultants and contractors alike to report hourly workforce participation. The forthcoming FY18 annual report will be the last to reference consultant data reported this way.

Over 300 zip codes were reported on DCAMM design projects, 80% of which correspond to Massachusetts cities and towns followed by Maine making up almost 8% of all zip codes reported (Figure 8). The Design Workforce by Zip Code Report provides further breakdown by city and state. The greatest number of residents came from Cambridge, Somerville and Jamaica Plain neighborhoods.

CONSTRUCTION WORKFORCE SUMMARY

Figure 9

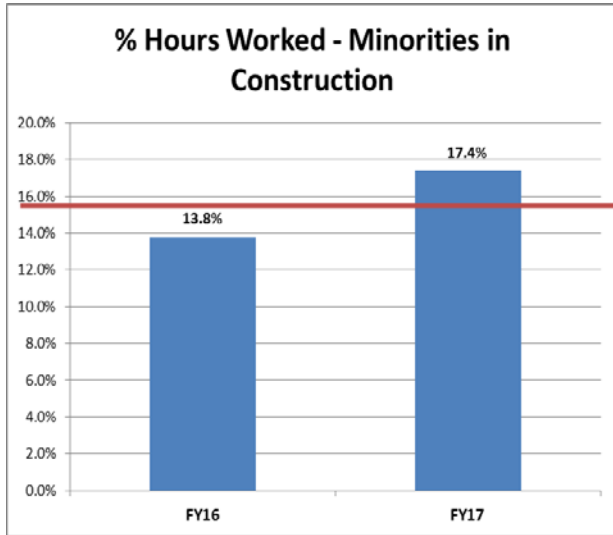


Figure 10

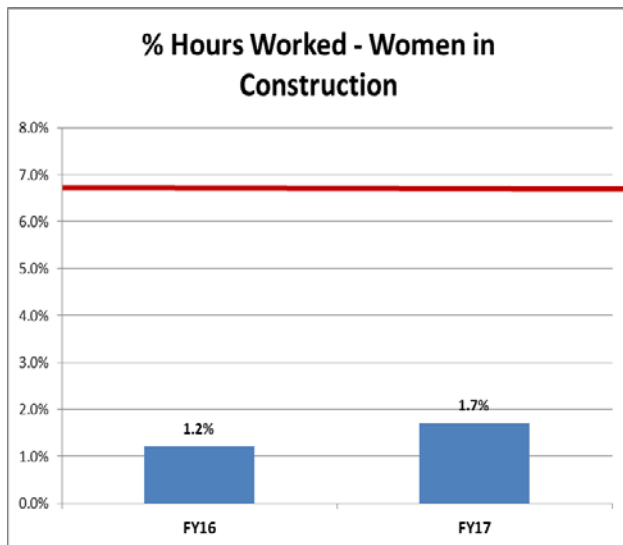


Table 9 FY2017 Construction Hours Reported

Category	Reported Hours	% of Total Hours
Non-Minority	734,833	82.6%
Minority	155,179	17.4%
Total Hours Reported *	890,012	100.0%

Male	875,370	98.4%
Women	14,646	1.7%
Total Hours Reported *	890,016	100.0%

* Totals vary slightly due to anomalies in reported data

Table 10

Minority Detail	Reported Hours by Minority Group	% Minority House by Group
Hispanic	98,280	63.3%
African American	30,692	19.8%
Asian	11,916	7.7%
Other	9,979	6.4%
Native American	4,312	2.8%
TOTAL	155,179	100.0%

Contractors reported nearly 900,000 worker hours on DCAMM construction projects during FY2017 (Table 9). The data collected shows that nearly 1.7% of construction hours were worked by women against the goal of 6.9%, up a full one-third from 1.2% last year. 17.4% of construction hours worked was completed by people of color, up by more than one-quarter from last year and exceeding the minority goal of 15.3%

Workers of Hispanic ethnicity made up the largest part of the total minority construction workforce (Table 10). At over 98,000 hours, they accounted for nearly two-thirds of all minority construction hours. African – Americans follow behind at close to 20% of all hours worked by people of color. Overall, hours worked by each minority category experienced significant increases in total hours worked during the fiscal year.

The Construction Hours by Project Report provides an hourly breakdown per project, contractor and the total number of hours reported worked during FY2017, as well as, zip code, gender and ethnicity.

CONSTRUCTION WORKFORCE SUMMARY

Figure 11

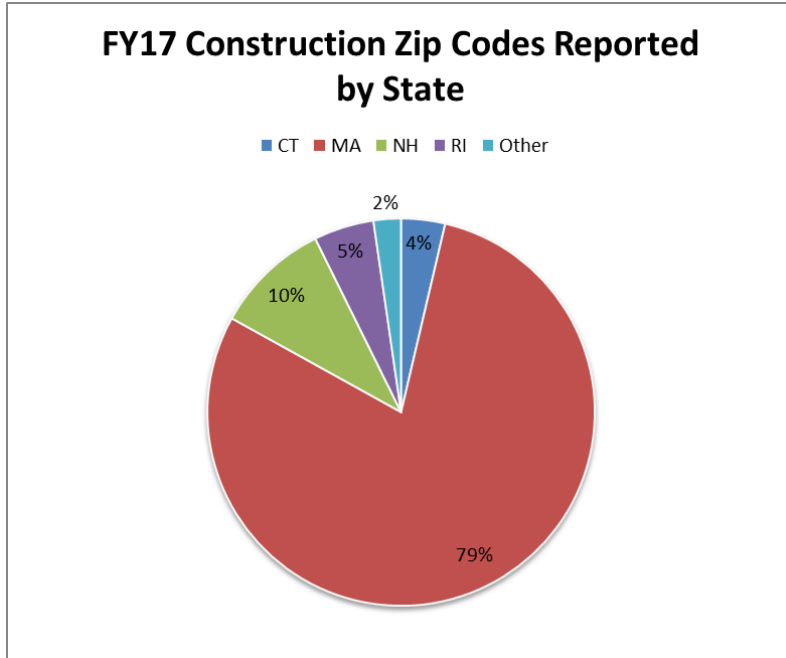


Table 11

FY2017 Female Hours by Trades Reported by Top 4 Trades

Trade	Reported Hours	*% Hours
Electrician	3,623	24.7%
Carpenter	2,655	18.1%
Laborer	2,255	15.4%
Plumber	1,269	8.7%

* These 4 trades represent 67% of the ≈14,600 reported hours for tradeswomen.

Table 12

FY2017 Female Hours by Ethnicity Reported

Ethnicity	Reported Hours	% of Total Hours
Caucasian	10,208	69.7%
Hispanic	2,674	18.3%
Black	1,462	10.0%
Asian	346	2.4%

Workforce participation by women continues to be a challenge in the industry as a whole. Laborers, Carpenters and Electricians were the top three trades with the most hours worked by women, respectively (Tables 11 and 12).

The Construction Hours by Zip Code Report reflects over 5,000 residential zip codes reported by the construction workforce active on DCAMM projects during fiscal year 2017 (Figure 11). About 80% belong to Massachusetts cities and towns, followed by New Hampshire, Connecticut and Rhode Island. The top 3 cities and towns most represented in terms of workhours reported in Massachusetts during FY17 were New Bedford, Springfield and Chicopee.

MBE/WBE DESIGN AND CONSTRUCTION (PAYMENTS AND AWARDS)

DETAILED REPORTS

Report

No.	Section	Report Title
1	Payments	MBE Payments for Construction Projects in Fiscal Year 2017
2	Payments	Minority Payments Distribution in Construction Projects Fiscal Year 2017
3	Payments	WBE Payments for Construction Projects in Fiscal Year 2017
4	Payments	Women Payments Distribution in Construction Projects Fiscal Year 2017
5	Payments	MBE Payments for Design Projects in Fiscal Year 2017
6	Payments	Minority Payments Distribution in Design Projects Fiscal Year 2017
7	Payments	WBE Payments for Design Projects in Fiscal Year 2017
8	Payments	Women Payments Distribution in Design Projects Fiscal Year 2017
9	Payments	Payments to MBE/WBE/Veteran Prime Contractors (Design and Construction) in FY2017
10	Awards	Construction Project Awards - Fiscal Year 2017
11	Awards	Minority Participation in Construction Projects FY 2017
12	Awards	Minority Awards Distribution in Construction Projects - Fiscal Year 2017
13	Awards	Women Participation in Construction Projects Fiscal Year 2017
14	Awards	Women Awards Distribution in Construction Projects - Fiscal Year 2017
15	Awards	Design Project Awards - Fiscal Year 2017
16	Awards	Minority Participation in Design Projects Fiscal Year 2017
17	Awards	Minority Awards Distribution in Design Projects - Fiscal Year 2017
18	Awards	Women Participation in Design Projects Fiscal Year 2017
19	Awards	Women Awards Distribution in Design Projects - Fiscal Year 2017

WORKFORCE DIVERSITY ON DESIGN AND CONSTRUCTION PROJECTS

DETAILED REPORTS

Report

No.	Section	Report Title
20	Construction	Workhour Detail Report
21	Construction	Zip Code Detail Report
22	Design	Workforce Detail Report
23	Design	Zip Code Detail Report

Report No. 1

**MBE Payments for Construction Projects
Fiscal Year 2017**



Division of Capital Asset Management and Maintenance

MBE Payments for Construction Projects In Fiscal Year 2017

Project #	Start Date	General Contractor MBE Firm	1st Quarter	2nd Quarter	3rd Quarter	4th Quarter	Total
AEP1312E UT 1	10/15/2013	Universal Electric Company, Inc. <i>Optimum Building & Inspection Services, Inc.</i>	\$0.00	\$1,100.00	\$0.00	\$0.00	\$1,100.00
			\$0.00	\$1,100.00	\$0.00	\$0.00	\$1,100.00
AEP1402E UT 1	12/26/2013	Energy Conservation, Inc. <i>KT & T Distributors, Inc.</i>	\$0.00	\$0.00	\$0.00	\$36,556.13	\$36,556.13
		<i>W.S. Anderson Inc.</i>	\$0.00	\$1,858.00	\$0.00	\$0.00	\$1,858.00
			\$0.00	\$1,858.00	\$0.00	\$36,556.13	\$38,414.13
AEP1409E UT 1	3/5/2014	Universal Electric Company, Inc. <i>M G Denson Electric</i>	\$7,100.00	\$0.00	\$19,820.00	\$0.00	\$26,920.00
			\$7,100.00	\$0.00	\$19,820.00	\$0.00	\$26,920.00
AEP1413E UT 1	6/5/2014	Rise Engineering <i>Batallas Electric Inc</i>	\$8,658.00	\$0.00	\$0.00	\$37,040.00	\$45,698.00
			\$8,658.00	\$0.00	\$0.00	\$37,040.00	\$45,698.00
AEP1602E UT 1	8/4/2016	Universal Electric Company, Inc. <i>M G Denson Electric</i>	\$0.00	\$0.00	\$10,590.00	\$0.00	\$10,590.00
			\$0.00	\$0.00	\$10,590.00	\$0.00	\$10,590.00
BCC1301 DC 1	12/19/2014	D.A. Sullivan & Sons, Inc. <i>SMI Demolition, Inc.</i>	\$509,343.16	\$210,442.28	\$22,487.64	\$15,200.00	\$757,473.08
		<i>Titan Roofing, Inc.</i>	\$8,322.00	\$12,350.00	\$64,280.29	\$11,751.50	\$96,703.79
			\$517,665.16	\$222,792.28	\$86,767.93	\$26,951.50	\$854,176.87



Division of Capital Asset Management and Maintenance

MBE Payments for Construction Projects In Fiscal Year 2017

Project #	Start Date	General Contractor <i>MBE Firm</i>	1st Quarter	2nd Quarter	3rd Quarter	4th Quarter	Total
BRC1001 DC 1	2/20/2014	Bond Brothers, Inc.					
		<i>Don Martin Corp.</i>	\$0.00	\$123,034.00	\$0.00	\$0.00	\$123,034.00
		<i>Marmelo Brothers Construction Company, Inc.</i>	\$63,462.00	\$0.00	\$0.00	\$0.00	\$63,462.00
		<i>Xquisite Landscaping Inc.</i>	\$228,840.00	\$0.00	\$0.00	\$0.00	\$228,840.00
			\$292,302.00	\$123,034.00	\$0.00	\$0.00	\$415,336.00
BSB1206 DC 1	6/30/2016	GTC Construction Management Co.					
		<i>Maria Fallon Electrical Services, LLC</i>	\$0.00	\$0.00	\$76,971.52	\$12,041.56	\$89,013.08
			\$0.00	\$0.00	\$76,971.52	\$12,041.56	\$89,013.08
BSB1402E EC 1	10/16/2015	J F White Contracting Company					
		<i>B+AC, LLC</i>	\$16,766.50	\$0.00	\$0.00	\$588.80	\$17,355.30
		<i>Richard Reid Electric Co.</i>	\$75,050.00	\$26,600.00	\$13,300.00	\$0.00	\$114,950.00
			\$91,816.50	\$26,600.00	\$13,300.00	\$588.80	\$132,305.30
BSB1405 HC 1	1/25/2016	Colantonio, Inc.					
		<i>Costa Brothers Masonry Inc.</i>	\$0.00	\$1,159.00	\$0.00	\$0.00	\$1,159.00
		<i>General Air Conditioning & Heating, Inc.</i>	\$0.00	\$99,275.00	\$14,748.75	\$3,918.75	\$117,942.50
		<i>Tara Construction Company</i>	\$10,079.99	\$4,381.50	\$5,264.30	\$0.00	\$19,725.79
			\$10,079.99	\$104,815.50	\$20,013.05	\$3,918.75	\$138,827.29
BSD1401E EC 1	4/27/2017	Enterprise Equipment Co.					
		<i>Building Science & Construction, Inc.</i>	\$0.00	\$175,105.10	\$98,171.52	\$0.00	\$273,276.62
		<i>Maria Fallon Electrical Services, LLC</i>	\$58,650.00	\$329,154.14	\$17,238.37	\$17,900.51	\$422,943.02
		<i>Taunton Electrical Corporation</i>	\$13,203.93	\$64,849.24	\$8,508.71	\$0.00	\$86,561.88
			\$71,853.93	\$569,108.48	\$123,918.60	\$17,900.51	\$782,781.52



Division of Capital Asset Management and Maintenance

MBE Payments for Construction Projects In Fiscal Year 2017

Project #	Start Date	General Contractor <i>MBE Firm</i>	1st Quarter	2nd Quarter	3rd Quarter	4th Quarter	Total
CHE1001 HC 1	3/13/2012	Boston Building & Bridge					
		<i>ECO Waste Disposal & Container Storage Inc.</i>	\$0.00	\$603.45	\$0.00	\$0.00	\$603.45
		<i>Essex Newbury North Contracting Corp</i>	\$37,341.75	\$45,364.40	\$0.00	\$0.00	\$82,706.15
		<i>North Shore Steel Co., Inc.</i>	\$0.00	\$4,736.00	\$0.00	\$0.00	\$4,736.00
			\$37,341.75	\$50,703.85	\$0.00	\$0.00	\$88,045.60
DCP1228 FC 1	5/8/2014	Marois Construction Co., Inc					
		<i>Gomes Construction Company, Inc.</i>	\$0.00	\$0.00	\$0.00	\$1,071.32	\$1,071.32
		<i>Titan Roofing, Inc.</i>	\$3,430.00	\$0.00	\$0.00	\$0.00	\$3,430.00
			\$3,430.00	\$0.00	\$0.00	\$1,071.32	\$4,501.32
DCP1229 FC 2	2/22/2016	Mill City Construction Inc.					
		<i>Acme Abatement Contractor, Inc.</i>	\$0.00	\$21,956.87	\$9,025.00	\$11,773.26	\$42,755.13
			\$0.00	\$21,956.87	\$9,025.00	\$11,773.26	\$42,755.13
DCP1422 HC 1	8/3/2016	Northern Contracting Corp.					
		<i>Bryant Williams Painting Company, Inc.</i>	\$0.00	\$0.00	\$3,000.00	\$4,000.00	\$7,000.00
		<i>General Air Conditioning & Heating, Inc.</i>	\$0.00	\$0.00	\$0.00	\$25,099.95	\$25,099.95
			\$0.00	\$0.00	\$3,000.00	\$29,099.95	\$32,099.95
DCP1431 HC 1	12/19/2015	Bay Contracting, Inc.					
		<i>Jet-A-Way</i>	\$4,152.00	\$4,531.00	\$0.00	\$0.00	\$8,683.00
			\$4,152.00	\$4,531.00	\$0.00	\$0.00	\$8,683.00



Division of Capital Asset Management and Maintenance

MBE Payments for Construction Projects In Fiscal Year 2017

Project #	Start Date	General Contractor <i>MBE Firm</i>	1st Quarter	2nd Quarter	3rd Quarter	4th Quarter	Total
DCP1519 HC 1	9/6/2016	Northern Contracting Corp. <i>Bryant Williams Painting Company, Inc.</i>	\$0.00	\$0.00	\$0.00	\$3,500.00	\$3,500.00
			\$0.00	\$0.00	\$0.00	\$3,500.00	\$3,500.00
DCRWALDCTR	7/17/2015	Stutman Contracting, Inc. <i>Capeway Roofing Systems, Inc.</i>	\$160,075.00	\$0.00	\$0.00	\$0.00	\$160,075.00
			\$160,075.00	\$0.00	\$0.00	\$0.00	\$160,075.00
DDS1402 HC 1	8/11/2015	S & R Corporation <i>Medeiros Hyrdoseeding & Landscaping Construction, Inc.</i>	\$1,209.26	\$0.00	\$0.00	\$0.00	\$1,209.26
			\$1,209.26	\$0.00	\$0.00	\$0.00	\$1,209.26
DMH1502 HC 1	9/1/2015	J. R. Vinagro Corporation <i>Medeiros Hyrdoseeding & Landscaping Construction, Inc.</i>	\$5,148.00	\$0.00	\$0.00	\$0.00	\$5,148.00
			\$5,148.00	\$0.00	\$0.00	\$0.00	\$5,148.00
DMH1601 FC 1	12/8/2016	WES Construction Corp. <i>Don Martin Corp.</i>	\$0.00	\$0.00	\$19,535.94	\$0.00	\$19,535.94
			\$0.00	\$0.00	\$19,535.94	\$0.00	\$19,535.94
DMH1602 HC 2	11/6/2015	Bond Brothers, Inc. <i>Arrow Time Consultants, LLC</i>	\$1,000.00	\$0.00	\$0.00	\$0.00	\$1,000.00
		<i>Clayton, LLC</i>	\$13,988.00	\$0.00	\$3,915.00	\$0.00	\$17,903.00
			\$14,988.00	\$0.00	\$3,915.00	\$0.00	\$18,903.00



Division of Capital Asset Management and Maintenance

MBE Payments for Construction Projects In Fiscal Year 2017

Project #	Start Date	General Contractor <i>MBE Firm</i>	1st Quarter	2nd Quarter	3rd Quarter	4th Quarter	Total
DPH1202 HC 1	8/16/2015	Brothers Electrical Corporation <i>General Air Conditioning & Heating, Inc.</i>	\$0.00	\$0.00	\$31,050.00	\$0.00	\$31,050.00
			\$0.00	\$0.00	\$31,050.00	\$0.00	\$31,050.00
DPH1204 HC 1	12/22/2015	New England Builders and Contractors, Inc. <i>General Air Conditioning & Heating, Inc.</i>	\$0.00	\$0.00	\$44,175.00	\$26,600.00	\$70,775.00
			\$0.00	\$0.00	\$44,175.00	\$26,600.00	\$70,775.00
DPH1350E EC 1	8/4/2015	J.C. Cannistraro LLC <i>Tavares, LLC</i>	\$0.00	\$489,915.51	\$24,246.58	\$126,837.57	\$640,999.66
			\$0.00	\$489,915.51	\$24,246.58	\$126,837.57	\$640,999.66
DYS1302E EC 1	9/4/2015	Power Secure <i>KT & T Distributors, Inc.</i>	\$0.00	\$0.00	\$0.00	\$1,509.10	\$1,509.10
			\$0.00	\$0.00	\$0.00	\$1,509.10	\$1,509.10
DYS1602 HC 1	2/14/2017	Cullen Electrical Contractors <i>Don Martin Corp.</i>	\$0.00	\$0.00	\$0.00	\$5,947.00	\$5,947.00
		<i>M-O-N Landscaping, Inc.</i>	\$0.00	\$0.00	\$0.00	\$9,615.00	\$9,615.00
			\$0.00	\$0.00	\$0.00	\$15,562.00	\$15,562.00
FRC0802 DC 1	12/17/2012	Barr & Barr, Inc. <i>Titan Roofing, Inc.</i>	\$14,725.00	\$12,255.00	\$0.00	\$0.00	\$26,980.00
		<i>Xquisite Landscaping Inc.</i>	\$0.00	\$65,021.00	\$0.00	\$0.00	\$65,021.00
			\$14,725.00	\$77,276.00	\$0.00	\$0.00	\$92,001.00



Division of Capital Asset Management and Maintenance

MBE Payments for Construction Projects In Fiscal Year 2017

Project #	Start Date	General Contractor MBE Firm	1st Quarter	2nd Quarter	3rd Quarter	4th Quarter	Total
HSD1501 FC 1	2/5/2016	Allegrone Construction Company, Inc.					
		<i>Titan Roofing, Inc.</i>	\$28,690.00	\$0.00	\$1,510.00	\$0.00	\$30,200.00
			\$28,690.00	\$0.00	\$1,510.00	\$0.00	\$30,200.00
IFM1501 OM 2	3/5/2015	N.E.L. Corp.					
		<i>Titan Roofing, Inc.</i>	\$16,330.00	\$0.00	\$0.00	\$0.00	\$16,330.00
			\$16,330.00	\$0.00	\$0.00	\$0.00	\$16,330.00
MCA1401 HC 1	1/8/2016	Dagle Electrical Construction Corp.					
		<i>Supplies Exchange Systems</i>	\$0.00	\$0.00	\$2,288.27	\$0.00	\$2,288.27
			\$0.00	\$0.00	\$2,288.27	\$0.00	\$2,288.27
MCA1402 HC 1	9/16/2015	LeVangie Electric Co. Inc.					
		<i>Outkast Electrical Contractors, Inc.</i>	\$0.00	\$4,855.90	\$0.00	\$0.00	\$4,855.90
			\$0.00	\$4,855.90	\$0.00	\$0.00	\$4,855.90
MCC1001 DC 1	12/2/2014	Consigli Construction Co., Inc.					
		<i>Capeway Roofing Systems, Inc.</i>	\$4,897.25	\$0.00	\$0.00	\$0.00	\$4,897.25
		<i>Costa Brothers Masonry Inc.</i>	\$0.00	\$0.00	\$3,070.26	\$9,131.82	\$12,202.08
		<i>General Air Conditioning & Heating, Inc.</i>	\$0.00	\$24,225.00	\$133,375.25	\$0.00	\$157,600.25
		<i>Lighthouse Masonry Inc.</i>	\$0.00	\$0.00	\$0.00	\$87,765.75	\$87,765.75
		<i>S&F Concrete Contractors, Inc.</i>	\$0.00	\$42,512.50	\$304,380.00	\$165,467.13	\$512,359.63
		<i>Wood & Wire Fence Co.</i>	\$0.00	\$0.00	\$0.00	\$2,962.60	\$2,962.60
			\$4,897.25	\$66,737.50	\$440,825.51	\$265,327.30	\$777,787.56
MMA1502 FC 1	8/26/2016	Mill City Construction Inc.					
		<i>Lanco Scaffolding Inc.</i>	\$0.00	\$0.00	\$0.00	\$72,450.00	\$72,450.00
			\$0.00	\$0.00	\$0.00	\$72,450.00	\$72,450.00



Division of Capital Asset Management and Maintenance

MBE Payments for Construction Projects In Fiscal Year 2017

Project #	Start Date	General Contractor <i>MBE Firm</i>	1st Quarter	2nd Quarter	3rd Quarter	4th Quarter	Total
MWC1201 DC 1	5/6/2014	Shawmut Design and Construction					
		<i>Ayala Excavating & Trucking, LLC</i>	\$5,316.17	\$0.00	\$0.00	\$0.00	\$5,316.17
		<i>Fernandes Masonry Inc.</i>	\$77,701.00	\$0.00	\$0.00	\$0.00	\$77,701.00
			\$83,017.17	\$0.00	\$0.00	\$0.00	\$83,017.17
NAC1102 EC 1	1/2/2015	Adams Plumbing & Heating					
		<i>Titan Roofing, Inc.</i>	\$0.00	\$11,558.16	\$0.00	\$529.00	\$12,087.16
			\$0.00	\$11,558.16	\$0.00	\$529.00	\$12,087.16
NSC1102 DC 1	6/16/2015	DeJulis Brothers Construction Co., Inc.					
		<i>U.S. Drywall, Inc.</i>	\$289,227.47	\$360,597.64	\$94,138.61	\$28,258.35	\$772,222.07
			\$289,227.47	\$360,597.64	\$94,138.61	\$28,258.35	\$772,222.07
POL1402 FC 1	9/28/2016	Casby Brothers					
		<i>Herbert Construction & Tile Co., Inc.</i>	\$0.00	\$0.00	\$0.00	\$6,210.00	\$6,210.00
			\$0.00	\$0.00	\$0.00	\$6,210.00	\$6,210.00
POL1501 HC 1	4/22/2015	Daniel O'Connell's Sons Inc.					
		<i>Titan Roofing, Inc.</i>	\$77,082.30	\$25,274.52	\$0.00	\$0.00	\$102,356.82
			\$77,082.30	\$25,274.52	\$0.00	\$0.00	\$102,356.82
RCC1201 DC 1	1/11/2016	W. T. Rich Co., Inc.					
		<i>ECO Waste Disposal & Container Storage Inc.</i>	\$0.00	\$0.00	\$0.00	\$12,603.49	\$12,603.49
		<i>General Air Conditioning & Heating, Inc.</i>	\$0.00	\$0.00	\$0.00	\$572,684.31	\$572,684.31
		<i>Lanco Scaffolding Inc.</i>	\$0.00	\$0.00	\$0.00	\$5,500.00	\$5,500.00
			\$0.00	\$0.00	\$0.00	\$590,787.80	\$590,787.80



Division of Capital Asset Management and Maintenance

MBE Payments for Construction Projects In Fiscal Year 2017

Project #	Start Date	General Contractor MBE Firm	1st Quarter	2nd Quarter	3rd Quarter	4th Quarter	Total
RCC1301E EC 1	4/27/2016	Ameresco Inc.					
		<i>Don Martin Corp.</i>	\$0.00	\$0.00	\$110,430.86	\$0.00	\$110,430.86
		<i>exPERTcon, Inc</i>	\$0.00	\$0.00	\$0.00	\$8,100.00	\$8,100.00
		<i>Hibbert Electrical</i>	\$0.00	\$0.00	\$0.00	\$137,136.57	\$137,136.57
			\$0.00	\$0.00	\$110,430.86	\$145,236.57	\$255,667.43
RCC1503 FC 1	3/9/2016	WCI Corporation					
		<i>NG Environmental Contractors, LLC.</i>	\$0.00	\$28,500.00	\$19,000.00	\$19,190.00	\$66,690.00
			\$0.00	\$28,500.00	\$19,000.00	\$19,190.00	\$66,690.00
SDE1301E EC 1	4/7/2015	J.C. Cannistraro LLC					
		<i>Titan Roofing, Inc.</i>	\$0.00	\$57,475.00	\$137,275.00	\$74,617.96	\$269,367.96
		<i>Total Mechanical Service Corp.</i>	\$0.00	\$0.00	\$16,314.48	\$858.66	\$17,173.14
			\$0.00	\$57,475.00	\$153,589.48	\$75,476.62	\$286,541.10
SDH1502 FC 1	3/17/2015	Millenium Builders, Inc.					
		<i>Titan Roofing, Inc.</i>	\$5,820.00	\$0.00	\$0.00	\$0.00	\$5,820.00
			\$5,820.00	\$0.00	\$0.00	\$0.00	\$5,820.00
SDM1202E EC 1	10/8/2014	NORESCO					
		<i>Unlimited Removal and Demolition, Inc.</i>	\$0.00	\$0.00	\$21,690.00	\$2,410.20	\$24,100.20
			\$0.00	\$0.00	\$21,690.00	\$2,410.20	\$24,100.20
SEC1301 HC 1	10/1/2015	Enterprise Equipment Co.					
		<i>Carl/Louis & Co.</i>	\$5,795.00	\$0.00	\$0.00	\$0.00	\$5,795.00
			\$5,795.00	\$0.00	\$0.00	\$0.00	\$5,795.00



Division of Capital Asset Management and Maintenance

MBE Payments for Construction Projects In Fiscal Year 2017

Project #	Start Date	General Contractor <i>MBE Firm</i>	1st Quarter	2nd Quarter	3rd Quarter	4th Quarter	Total
SSA1101 ES 1	1/11/2012	Constellation NewEnergy, INC					
		<i>General Air Conditioning & Heating, Inc.</i>	\$0.00	\$0.00	\$0.00	\$232,010.00	\$232,010.00
		<i>W.S. Anderson Inc.</i>	\$142,117.50	\$72,964.70	\$0.00	\$5,606.00	\$220,688.20
			\$142,117.50	\$72,964.70	\$0.00	\$237,616.00	\$452,698.20
SSA1201 DC 1	4/29/2014	Daniel O'Connell's Sons Inc.					
		<i>Costa Brothers Masonry Inc.</i>	\$6,080.00	\$0.00	\$75,069.00	\$0.00	\$81,149.00
			\$6,080.00	\$0.00	\$75,069.00	\$0.00	\$81,149.00
SSA1201 DC 2	10/13/2016	C.J.M. Services, Inc.					
		<i>GMT Construction & Painting Services Corp.</i>	\$0.00	\$0.00	\$0.00	\$4,284.50	\$4,284.50
		<i>Premier Abatement & Labor Services, Inc.</i>	\$0.00	\$0.00	\$8,645.00	\$0.00	\$8,645.00
			\$0.00	\$0.00	\$8,645.00	\$4,284.50	\$12,929.50
STC1402 DC 1	12/11/2015	Consigli Construction Co., Inc.					
		<i>Titan Roofing, Inc.</i>	\$0.00	\$0.00	\$9,025.00	\$126,369.00	\$135,394.00
			\$0.00	\$0.00	\$9,025.00	\$126,369.00	\$135,394.00
TRC0606 DC 1	3/1/2012	The Whiting-Turner Contracting Co.					
		<i>American Environmental Inc.</i>	\$52,016.00	\$0.00	\$0.00	\$0.00	\$52,016.00
		<i>Ayala Excavating & Trucking, LLC</i>	\$89.99	\$0.00	\$0.00	\$0.00	\$89.99
		<i>Lighthouse Masonry Inc.</i>	\$94,962.00	\$0.00	\$0.00	\$0.00	\$94,962.00
			\$147,067.99	\$0.00	\$0.00	\$0.00	\$147,067.99



Division of Capital Asset Management and Maintenance

MBE Payments for Construction Projects In Fiscal Year 2017

Project #	Start Date	General Contractor MBE Firm	1st Quarter	2nd Quarter	3rd Quarter	4th Quarter	Total
TRC1209 DC 1	2/20/2014	W. T. Rich Co., Inc.					
		<i>Colony Drywall</i>	\$0.00	\$90,422.00	\$33,835.41	\$0.00	\$124,257.41
		<i>Don Martin Corp.</i>	\$0.00	\$0.00	\$25,314.40	\$0.00	\$25,314.40
		<i>Lighthouse Masonry Inc.</i>	\$0.00	\$141,526.08	\$229,925.52	\$0.00	\$371,451.60
			\$0.00	\$231,948.08	\$289,075.33	\$0.00	\$521,023.41
UMA1201 DC 1	11/12/2014	The Whiting-Turner Contracting Co.					
		<i>Lighthouse Masonry Inc.</i>	\$0.00	\$829,966.17	\$1,110,610.55	\$412,431.82	\$2,353,008.54
		<i>S&F Concrete Contractors, Inc.</i>	\$2,266,500.00	\$0.00	\$0.00	\$518,302.38	\$2,784,802.38
			\$2,266,500.00	\$829,966.17	\$1,110,610.55	\$930,734.20	\$5,137,810.92
UML1203 DC 1	9/12/2014	Lee Kennedy Co. Inc.					
		<i>American Environmental Inc.</i>	\$36,201.00	\$0.00	\$0.00	\$0.00	\$36,201.00
		<i>Costa Brothers Masonry Inc.</i>	\$61,227.50	\$0.00	\$0.00	\$0.00	\$61,227.50
		<i>S&F Concrete Contractors, Inc.</i>	\$48,609.00	\$204,125.13	\$0.00	\$0.00	\$252,734.13
			\$146,037.50	\$204,125.13	\$0.00	\$0.00	\$350,162.63
UML1301E EC 1	3/16/2015	Constellation NewEnergy, INC					
		<i>W.S. Anderson Inc.</i>	\$62,848.00	\$0.00	\$0.00	\$0.00	\$62,848.00
			\$62,848.00	\$0.00	\$0.00	\$0.00	\$62,848.00
VET1501 HC 1	10/7/2015	Maverick Construction Management Services, Inc.					
		<i>CSL, Inc.</i>	\$40,000.00	\$103,121.00	\$0.00	\$0.00	\$143,121.00
			\$40,000.00	\$103,121.00	\$0.00	\$0.00	\$143,121.00



Division of Capital Asset Management and Maintenance

MBE Payments for Construction Projects In Fiscal Year 2017

Project #	Start Date	General Contractor <i>MBE Firm</i>	1st Quarter	2nd Quarter	3rd Quarter	4th Quarter	Total
WOR0801 DC 1	1/9/2014	W. T. Rich Co., Inc.					
		<i>Don Martin Corp.</i>	\$15,838.27	\$150,612.29	\$30,000.00	\$0.00	\$196,450.56
		<i>K. DaPonte Construction Corporation</i>	\$6,165.00	\$0.00	\$0.00	\$0.00	\$6,165.00
		<i>U.S. Drywall, Inc.</i>	\$0.00	\$19,236.81	\$0.00	\$0.00	\$19,236.81
			\$22,003.27	\$169,849.10	\$30,000.00	\$0.00	\$221,852.37
WSC1201 DC 1	6/30/2014	Walsh Brothers, Inc.					
		<i>Ayala Excavating & Trucking, LLC</i>	\$375.00	\$250.00	\$0.00	\$0.00	\$625.00
		<i>Capeway Roofing Systems, Inc.</i>	\$27,683.00	\$0.00	\$0.00	\$0.00	\$27,683.00
		<i>S&F Concrete Contractors, Inc.</i>	\$69,768.23	\$31,558.19	\$167,160.93	\$0.00	\$268,487.35
			\$97,826.23	\$31,808.19	\$167,160.93	\$0.00	\$296,795.35
WSC1602 DC 1	7/6/2014	PDS Engineering & Construction, Inc.					
		<i>Titan Roofing, Inc.</i>	\$23,317.75	\$0.00	\$2,332.25	\$0.00	\$25,650.00
			\$23,317.75	\$0.00	\$2,332.25	\$0.00	\$25,650.00
Grand Total:			\$4,705,202.02	\$3,892,472.58	\$3,021,719.41	\$2,855,829.99	\$14,475,224.00

Report No. 2

**Minority Payments Distribution
in Construction Projects
Fiscal Year 2017**



Division of Capital Asset Management and Maintenance

Quarterly Report for Contract Compliance Minority Payments Distribution In Construction Projects Fiscal Year 2017 - First, Second, Third, Fourth Quarter

<i>MBE Firm</i>	<i>Address</i>	<i>MBE Payments</i>	<i>%</i>
1 B+AC, LLC	5 Middlesex Av. Suite 400 Somerville MA 02145	\$17,355.30	0.12%
2 Acme Abatement Contractor, Inc.	52 Fuller Street, PO Box 33 Seekonk MA 02771	\$42,755.13	0.30%
3 American Environmental Inc.	18 Canal St. Holyoke MA 01040	\$88,217.00	0.61%
4 Arrow Time Consultants, LLC	14 Miller Street Somerville MA 02143	\$1,000.00	0.01%
5 Ayala Excavating & Trucking, LLC	92 Clayton Street Springfield MA 01107	\$6,031.16	0.04%
6 Batallas Electric Inc	44 Belmont St Fitchburg MA 04120	\$45,698.00	0.32%
7 Bryant Williams Painting Company, Inc.	19 1/2 Manipose Street P.O. Box 481 Hyde Park MA 02136	\$10,500.00	0.07%
8 Building Science & Construction, Inc.	300 Trade Center Suite 3690 Woburn MA 01801	\$273,276.62	1.89%
9 Capeway Roofing Systems, Inc.	664 Sanford Road Westport MA 02790	\$192,655.25	1.33%
10 Carl/Louis & Co.	16-R Fuller Street Dorchester MA	\$5,795.00	0.04%
11 Clayton, LLC	17 Everburg Road Suite E Woburn MA 01801	\$17,903.00	0.12%
12 Colony Drywall	119 State Road Westport MA 02790	\$124,257.41	0.86%
13 Costa Brothers Masonry Inc.	2 Lambeth Park Drive Fairhaven MA 02719	\$155,737.58	1.08%
14 CSL, Inc.	179 Stevens Street Ludlow MA 01056	\$143,121.00	0.99%
15 Don Martin Corp.	475 School Street Unit 6 Mansfield MA 02050	\$480,712.76	3.32%
16 ECO Waste Disposal & Container Storage Inc.	946 Washington Street Dorchester MA 02124	\$13,206.94	0.09%
17 Essex Newbury North Contracting Corp	65 Parker Street Unit 5 Newburyport MA 01950	\$82,706.15	0.57%
18 exPERTcon, Inc	100 Cunningham Rd Dedham MA 02026	\$8,100.00	0.06%
19 Fernandes Masonry Inc.	1031 Phillips Road New Bedford MA 02745	\$77,701.00	0.54%
20 General Air Conditioning & Heating, Inc.	20 Seaver Street Dorchester MA 02121	\$1,207,162.01	8.34%
21 GMT Construction & Painting Services Corp.	3 Bethany Way Sterling MA 01564	\$4,284.50	0.03%
22 Gomes Construction Company, Inc.	136 Carmelina's Circle Ludlow MA 01056	\$1,071.32	0.01%
23 Herbert Construction & Tile Co., Inc.	471 N Main St Brockton MA 02301	\$6,210.00	0.04%
24 Hibbert Electrical	81 Rockdale St Boston Ma 02126	\$137,136.57	0.95%
25 Jet-A-Way	47 Kemble Street Roxbury MA 02119	\$8,683.00	0.06%
26 K. DaPonte Construction Corporation	551 Indian Town Road Fall River MA 02790	\$6,165.00	0.04%
27 KT & T Distributors, Inc.	76 Northeastern Blvd. Unit 38 Nashua NH 03062	\$38,065.23	0.26%



Division of Capital Asset Management and Maintenance

Quarterly Report for Contract Compliance Minority Payments Distribution In Construction Projects Fiscal Year 2017 - First, Second, Third, Fourth Quarter

<i>MBE Firm</i>	<i>Address</i>	<i>MBE Payments</i>	<i>%</i>
28 <i>Lanco Scaffolding Inc.</i>	33 Earle Street Somerville MA 02143	\$77,950.00	0.54%
29 <i>Lighthouse Masonry Inc.</i>	150 John Vertente Blvd. New Bedford MA 02745	\$2,907,187.89	20.08%
30 <i>M G Denson Electric</i>	4 Havard Street Springfield MA 01109	\$37,510.00	0.26%
31 <i>Maria Fallon Electrical Services, LLC</i>	107 Hillview Road Westwood MA 02090	\$511,956.10	3.54%
32 <i>Marmelo Brothers Construction Company, Inc.</i>	13 Ventura Drive North Dartmouth MA 02747	\$63,462.00	0.44%
33 <i>Medeiros Hyrdoseeding & Landscaping Construction, Inc.</i>	149 Bumstead Road Monson MA 01057	\$6,357.26	0.04%
34 <i>M-O-N Landscaping, Inc.</i>	678 State Road North Dartmouth MA 02747	\$9,615.00	0.07%
35 <i>NG Environmental Contractors, LLC.</i>	49 Blanchard Street Lawrence MA 01843	\$66,690.00	0.46%
36 <i>North Shore Steel Co., Inc.</i>	16 Oakville Street Lynn MA 01905	\$4,736.00	0.03%
37 <i>Optimum Building & Inspection Services, Inc.</i>	P O Box 4773 Springfield MA 01101	\$1,100.00	0.01%
38 <i>Outkast Electrical Contractors, Inc.</i>	39 Johnston Road Dorchester MA 02124	\$4,855.90	0.03%
39 <i>Premier Abatement & Labor Services, Inc.</i>	10 Falcon Street Methuen MA 01844	\$8,645.00	0.06%
40 <i>Richard Reid Electric Co.</i>	23 Walkers Brook Dr. Reading MA 01867	\$114,950.00	0.79%
41 <i>S&F Concrete Contractors, Inc.</i>	166 Central Street P.O. Box 427 Hudson MA 01749	\$3,818,383.49	26.38%
42 <i>SMI Demolition, Inc.</i>	823 Pleasant Street Norwood MA 02062	\$757,473.08	5.23%
43 <i>Supplies Exchange Systems</i>	204 Washington Street Boston MA 02121	\$2,288.27	0.02%
44 <i>Tara Construction Company</i>	33-35 Ship Ave. #22 Medford MA 02155	\$19,725.79	0.14%
45 <i>Taunton Electrical Corporation</i>	P.O. Box 460 East Taunton MA 02718	\$86,561.88	0.60%
46 <i>Tavares, LLC</i>	250 West Park Street Providence RI 02908	\$640,999.66	4.43%
47 <i>Titan Roofing, Inc.</i>	70 Orange Street Chicopee MA 01013	\$724,319.73	5.00%
48 <i>Total Mechanical Service Corp.</i>	9 Natalie Way Plymouth MA 02360	\$17,173.14	0.12%
49 <i>U.S. Drywall, Inc.</i>	18 Cove Road South Dartmouth MA 02746	\$791,458.88	5.47%
50 <i>Unlimited Removal and Demolition, Inc.</i>	P.O. Box 1387 Marblehead MA 01945	\$24,100.20	0.17%
51 <i>W.S. Anderson Inc.</i>	33 Dover St. Suite 124 Brockton MA 02303	\$285,394.20	1.97%
52 <i>Wood & Wire Fence Co.</i>	124 Reservoir Avenue Pawtucket RI 02860	\$2,962.60	0.02%
53 <i>Xquisite Landscaping Inc.</i>	1800 Washington St. Stoughton MA 02072	\$293,861.00	2.03%

Total: \$14,475,224.00 100.00%

Report No. 3

**WBE Payments for Construction Projects
Fiscal Year 2017**



Division of Capital Asset Management and Maintenance

WBE Payments for Construction Projects In Fiscal Year 2017

Project #	Start Date	General Contractor WBE Firm	1st Quarter	2nd Quarter	3rd Quarter	4th Quarter	Total
AEP1306E UT 1	4/16/2013	AECOM Technical Service, Inc. <i>Jacqueline Electric & Contracting</i>	\$50,303.22	\$0.00	\$0.00	\$0.00	\$50,303.22
			\$50,303.22	\$0.00	\$0.00	\$0.00	\$50,303.22
AEP1307E UT 1	5/23/2013	SourceOne Inc. <i>Jacqueline Electric & Contracting</i>	\$0.00	\$52,000.00	\$0.00	\$0.00	\$52,000.00
			\$0.00	\$52,000.00	\$0.00	\$0.00	\$52,000.00
AEP1312E UT 1	10/15/2013	Universal Electric Company, Inc. <i>Chapman Construction Group Inc.</i>	\$0.00	\$25,795.54	\$0.00	\$0.00	\$25,795.54
			\$0.00	\$25,795.54	\$0.00	\$0.00	\$25,795.54
AEP1402E UT 1	12/26/2013	Energy Conservation, Inc. <i>Jacqueline Electric & Contracting</i>	\$3,871.38	\$12,750.00	\$1,783.64	\$3,580.00	\$21,985.02
			\$3,871.38	\$12,750.00	\$1,783.64	\$3,580.00	\$21,985.02
AEP1406E UT 1	2/10/2014	SourceOne Inc. <i>Jacqueline Electric & Contracting</i>	\$0.00	\$59,447.30	\$0.00	\$0.00	\$59,447.30
			\$0.00	\$59,447.30	\$0.00	\$0.00	\$59,447.30
AEP1410E UT 1	3/26/2014	Groom Energy Solutions, LLC <i>Jacqueline Electric & Contracting</i>	\$15,863.00	\$14,120.00	\$0.00	\$0.00	\$29,983.00
			\$15,863.00	\$14,120.00	\$0.00	\$0.00	\$29,983.00
AEP1506E UT 1	11/19/2015	Gaurdian Energy Mgt Solutions <i>Jacqueline Electric & Contracting</i>	\$13,364.33	\$0.00	\$20,254.33	\$0.00	\$33,618.66
			\$13,364.33	\$0.00	\$20,254.33	\$0.00	\$33,618.66
AEP1507E UT 1	10/15/2014	Groom Energy Solutions, LLC <i>Jacqueline Electric & Contracting</i>	\$0.00	\$33,157.50	\$0.00	\$0.00	\$33,157.50
			\$0.00	\$33,157.50	\$0.00	\$0.00	\$33,157.50



Division of Capital Asset Management and Maintenance

WBE Payments for Construction Projects In Fiscal Year 2017

Project #	Start Date	General Contractor WBE Firm	1st Quarter	2nd Quarter	3rd Quarter	4th Quarter	Total
AEP1601E UT 1	8/19/2015	Groom Energy Solutions, LLC <i>Jacqueline Electric & Contracting</i>	\$0.00	\$19,831.00	\$32,000.00	\$0.00	\$51,831.00
			\$0.00	\$19,831.00	\$32,000.00	\$0.00	\$51,831.00
BCC1301 DC 1	12/19/2014	D.A. Sullivan & Sons, Inc. <i>Federal Concrete, Inc.</i>	\$41,648.68	\$64,473.84	\$513.33	\$27,937.71	\$134,573.56
		<i>Green Insulation, Inc.</i>	\$66,074.40	\$27,648.00	\$59,475.00	\$10,982.25	\$164,179.65
			\$107,723.08	\$92,121.84	\$59,988.33	\$38,919.96	\$298,753.21
BRC1001 DC 1	2/20/2014	Bond Brothers, Inc. <i>DePaoli Mosaic Company Inc.</i>	\$998.00	\$0.00	\$0.00	\$0.00	\$998.00
			\$998.00	\$0.00	\$0.00	\$0.00	\$998.00
BSB1402E EC 1	10/16/2015	J F White Contracting Company <i>Absolute Renewable Energy, LLC</i>	\$124,294.20	\$102,272.25	\$64,661.24	\$62,015.17	\$353,242.86
		<i>Angelini Plastering, Inc.</i>	\$0.00	\$0.00	\$26,616.26	\$145,457.12	\$172,073.38
			\$124,294.20	\$102,272.25	\$91,277.50	\$207,472.29	\$525,316.24
BSB1405 HC 1	1/25/2016	Colantonio, Inc. <i>Dynamics Scheduling Solutions</i>	\$3,645.17	\$665.00	\$1,947.50	\$2,185.00	\$8,442.67
		<i>EDM Construction, Inc.</i>	\$0.00	\$46,360.00	\$0.00	\$62,225.00	\$108,585.00
		<i>Prudential Door & Window Co., Inc.</i>	\$0.00	\$6,995.80	\$0.00	\$0.00	\$6,995.80
		<i>SOS Corporation</i>	\$0.00	\$28,459.53	\$2,559.83	\$10,888.11	\$41,907.47
		<i>Trout Run Inc.</i>	\$1,020.00	\$0.00	\$0.00	\$0.00	\$1,020.00
		<i>V&S Finishing, Inc.</i>	\$0.00	\$0.00	\$12,825.00	\$6,191.22	\$19,016.22
			\$4,665.17	\$82,480.33	\$17,332.33	\$81,489.33	\$185,967.16



Division of Capital Asset Management and Maintenance

WBE Payments for Construction Projects In Fiscal Year 2017

Project #	Start Date	General Contractor WBE Firm	1st Quarter	2nd Quarter	3rd Quarter	4th Quarter	Total
BSD1401E EC 1	4/27/2017	Enterprise Equipment Co.					
		<i>Fraser Engineering Company Inc.</i>	\$6,782.85	\$155,409.77	\$184,110.01	\$0.00	\$346,302.63
		<i>Spindle City Insulation, Inc.</i>	\$52,350.00	\$33,500.00	\$19,055.00	\$0.00	\$104,905.00
			\$59,132.85	\$188,909.77	\$203,165.01	\$0.00	\$451,207.63
CCC1201 HC 1	4/13/2016	C.C. Construction Inc.					
		<i>Chapman Construction Group Inc.</i>	\$0.00	\$29,593.00	\$204,962.50	\$73,949.32	\$308,504.82
			\$0.00	\$29,593.00	\$204,962.50	\$73,949.32	\$308,504.82
CHE1001 HC 1	3/13/2012	Boston Building & Bridge					
		<i>Prudential Door & Window Co., Inc.</i>	\$0.00	\$2,304.80	\$0.00	\$0.00	\$2,304.80
			\$0.00	\$2,304.80	\$0.00	\$0.00	\$2,304.80
CME1401 FC 1	1/26/2015	Enterprise Equipment Co.					
		<i>Spindle City Insulation, Inc.</i>	\$5,795.00	\$4,723.00	\$0.00	\$0.00	\$10,518.00
			\$5,795.00	\$4,723.00	\$0.00	\$0.00	\$10,518.00
DCP1228 FC 1	5/8/2014	Marois Construction Co., Inc					
		<i>Atlantic Diversified Mason Contractors, Inc.</i>	\$29,920.00	\$0.00	\$0.00	\$0.00	\$29,920.00
		<i>Duseau Trucking, LLC</i>	\$1,035.00	\$0.00	\$0.00	\$0.00	\$1,035.00
			\$30,955.00	\$0.00	\$0.00	\$0.00	\$30,955.00
DCP1229 FC 2	2/22/2016	Mill City Construction Inc.					
		<i>H.M. Nunes & Sons Construction, Inc.</i>	\$0.00	\$104,176.19	\$23,883.00	\$0.00	\$128,059.19
			\$0.00	\$104,176.19	\$23,883.00	\$0.00	\$128,059.19



Division of Capital Asset Management and Maintenance

WBE Payments for Construction Projects In Fiscal Year 2017

Project #	Start Date	General Contractor WBE Firm	1st Quarter	2nd Quarter	3rd Quarter	4th Quarter	Total
DCP1422 HC 1	8/3/2016	Northern Contracting Corp.					
		<i>EDM Construction, Inc.</i>	\$0.00	\$0.00	\$0.00	\$21,850.00	\$21,850.00
		<i>J.A.J. Tile Company</i>	\$0.00	\$0.00	\$6,000.00	\$5,516.00	\$11,516.00
			\$0.00	\$0.00	\$6,000.00	\$27,366.00	\$33,366.00
DCP1431 HC 1	12/19/2015	Bay Contracting, Inc.					
		<i>Folan Waterproofing & Construction Co., Inc.</i>	\$0.00	\$7,695.00	\$13,851.00	\$0.00	\$21,546.00
		<i>J. Cougler, Inc.</i>	\$29,421.38	\$18,414.79	\$4,243.00	\$0.00	\$52,079.17
			\$29,421.38	\$26,109.79	\$18,094.00	\$0.00	\$73,625.17
DCP1519 HC 1	9/6/2016	Northern Contracting Corp.					
		<i>Jackson Glass, Inc.</i>	\$0.00	\$0.00	\$0.00	\$20,900.00	\$20,900.00
		<i>L & L Contracting, Inc.</i>	\$0.00	\$0.00	\$32,371.25	\$0.00	\$32,371.25
			\$0.00	\$0.00	\$32,371.25	\$20,900.00	\$53,271.25
DCP1712 OM 2	12/28/2016	N.E.L. Corp.					
		<i>Strategic Environmental Services, Inc.</i>	\$0.00	\$0.00	\$0.00	\$18,665.00	\$18,665.00
			\$0.00	\$0.00	\$0.00	\$18,665.00	\$18,665.00
DCRWALDCTR	7/17/2015	Stutman Contracting, Inc.					
		<i>Einstein's Solutions, Inc.</i>	\$357,867.00	\$15,159.50	\$0.00	\$0.00	\$373,026.50
		<i>L & L Contracting, Inc.</i>	\$191,900.00	\$15,571.00	\$0.00	\$0.00	\$207,471.00
		<i>Modulease Corporation</i>	\$5,625.00	\$4,725.00	\$0.00	\$0.00	\$10,350.00
			\$555,392.00	\$35,455.50	\$0.00	\$0.00	\$590,847.50
DMH1502 HC 1	9/1/2015	J. R. Vinagro Corporation					
		<i>Welch Associates Land Surveyors Inc.</i>	\$0.00	\$3,707.50	\$0.00	\$0.00	\$3,707.50
			\$0.00	\$3,707.50	\$0.00	\$0.00	\$3,707.50



Division of Capital Asset Management and Maintenance

WBE Payments for Construction Projects In Fiscal Year 2017

Project #	Start Date	General Contractor WBE Firm	1st Quarter	2nd Quarter	3rd Quarter	4th Quarter	Total
DMH1601 FC 1	12/8/2016	WES Construction Corp.					
		<i>American Electrical Construction</i>	\$0.00	\$0.00	\$114,000.00	\$0.00	\$114,000.00
			\$0.00	\$0.00	\$114,000.00	\$0.00	\$114,000.00
DMH1602 HC 2	11/6/2015	Bond Brothers, Inc.					
		<i>Frontline, Inc.</i>	\$14,300.00	\$9,667.00	\$0.00	\$0.00	\$23,967.00
		<i>M&A Architectural Preservation Inc.</i>	\$17,579.00	\$0.00	\$0.00	\$0.00	\$17,579.00
		<i>Thompson Company Inc.</i>	\$157,026.00	\$8,210.00	\$14,897.00	\$0.00	\$180,133.00
			\$188,905.00	\$17,877.00	\$14,897.00	\$0.00	\$221,679.00
DOC0902 EC 1	12/3/2012	Constellation NewEnergy, INC					
		<i>Fraser Engineering Company Inc.</i>	\$300,985.78	\$0.00	\$0.00	\$0.00	\$300,985.78
			\$300,985.78	\$0.00	\$0.00	\$0.00	\$300,985.78
DPH1204 HC 1	12/22/2015	New England Builders and Contractors, Inc.					
		<i>L & L Contracting, Inc.</i>	\$33,060.00	\$7,410.00	\$2,757.00	\$11,780.00	\$55,007.00
			\$33,060.00	\$7,410.00	\$2,757.00	\$11,780.00	\$55,007.00
DYS1201 HC 3	10/21/2015	Utility Service New England, Inc.					
		<i>Avid Ironworks, Inc.</i>	\$0.00	\$50,070.00	\$0.00	\$0.00	\$50,070.00
		<i>Granite City Electric Supply Co.</i>	\$963.00	\$1,365.00	\$0.00	\$0.00	\$2,328.00
			\$963.00	\$51,435.00	\$0.00	\$0.00	\$52,398.00
DYS1302E EC 1	9/4/2015	Power Secure					
		<i>Strategic Environmental Services, Inc.</i>	\$0.00	\$0.00	\$17,612.00	\$264,314.93	\$281,926.93
			\$0.00	\$0.00	\$17,612.00	\$264,314.93	\$281,926.93



Division of Capital Asset Management and Maintenance

WBE Payments for Construction Projects In Fiscal Year 2017

Project #	Start Date	General Contractor WBE Firm	1st Quarter	2nd Quarter	3rd Quarter	4th Quarter	Total
DYS1505 HC 1	5/22/2016	Ricciardi Bros., Inc.					
		<i>Cronin Trucking & Excavation, Inc.</i>	\$0.00	\$722.50	\$0.00	\$0.00	\$722.50
		<i>Ramco Survey Stakes Co., Inc.</i>	\$3,500.00	\$0.00	\$0.00	\$0.00	\$3,500.00
			\$3,500.00	\$722.50	\$0.00	\$0.00	\$4,222.50
DYS1602 HC 1	2/14/2017	Cullen Electrical Contractors					
		<i>Central Electrical</i>	\$0.00	\$0.00	\$0.00	\$2,459.34	\$2,459.34
			\$0.00	\$0.00	\$0.00	\$2,459.34	\$2,459.34
FRC0802 DC 1	12/17/2012	Barr & Barr, Inc.					
		<i>Folan Waterproofing & Construction Co., Inc.</i>	\$87,648.90	\$40,031.10	\$0.00	\$0.00	\$127,680.00
		<i>PJ Spillane Company, Inc.</i>	\$0.00	\$9,780.00	\$0.00	\$0.00	\$9,780.00
		<i>SOS Corporation</i>	\$867,119.00	\$95,190.00	\$0.00	\$0.00	\$962,309.00
		<i>West Floor Covering, Inc</i>	\$70,062.50	\$121,437.55	\$0.00	\$0.00	\$191,500.05
			\$1,024,830.40	\$266,438.65	\$0.00	\$0.00	\$1,291,269.05
FSC1301E EC 1	9/14/2016	American Development Institute, LLC					
		<i>Fraser Engineering Company Inc.</i>	\$0.00	\$0.00	\$0.00	\$400,000.00	\$400,000.00
			\$0.00	\$0.00	\$0.00	\$400,000.00	\$400,000.00
HCC0801 DC 2	6/9/2016	Walsh Brothers, Inc.					
		<i>SOS Corporation</i>	\$0.00	\$0.00	\$50,175.00	\$5,575.00	\$55,750.00
			\$0.00	\$0.00	\$50,175.00	\$5,575.00	\$55,750.00
HCC1301E EC 1	1/1/2016	American Development Institute, LLC					
		<i>Fraser Engineering Company Inc.</i>	\$286,870.38	\$296,579.51	\$6,848.66	\$71,345.11	\$661,643.66
			\$286,870.38	\$296,579.51	\$6,848.66	\$71,345.11	\$661,643.66



Division of Capital Asset Management and Maintenance

WBE Payments for Construction Projects In Fiscal Year 2017

Project #	Start Date	General Contractor WBE Firm	1st Quarter	2nd Quarter	3rd Quarter	4th Quarter	Total
HSD1501 FC 1	2/5/2016	Allegrone Construction Company, Inc.					
		<i>Alternative Creative Energy & HVAC</i>	\$9,234.00	\$1,026.00	\$5,654.39	\$0.00	\$15,914.39
		<i>artemis painting llc</i>	\$9,737.50	\$4,275.00	\$1,637.50	\$0.00	\$15,650.00
		<i>Chicopee Industrial Contractors, Inc.</i>	\$0.00	\$4,142.00	\$218.00	\$0.00	\$4,360.00
		<i>R.A. Hammond Construction Corp.</i>	\$16,835.76	\$20,318.21	\$72,385.96	\$0.00	\$109,539.93
			\$35,807.26	\$29,761.21	\$79,895.85	\$0.00	\$145,464.32
IFM1506 OM 1	2/10/2016	Electrical Dynamics, Inc.					
		<i>Keane Fire & Safety Equipment, Inc.</i>	\$291.74	\$0.00	\$0.00	\$0.00	\$291.74
			\$291.74	\$0.00	\$0.00	\$0.00	\$291.74
IFM1507 OM 1	2/10/2016	Electrical Dynamics, Inc.					
		<i>Granite City Electric Supply Co.</i>	\$0.00	\$2,630.45	\$0.00	\$0.00	\$2,630.45
		<i>Keane Fire & Safety Equipment, Inc.</i>	\$5,821.77	\$12,592.45	\$1,629.55	\$108.08	\$20,151.85
			\$5,821.77	\$15,222.90	\$1,629.55	\$108.08	\$22,782.30
IFM1601 OM 2	6/27/2016	N.E.L. Corp.					
		<i>Strategic Environmental Services, Inc.</i>	\$0.00	\$0.00	\$0.00	\$25,975.00	\$25,975.00
			\$0.00	\$0.00	\$0.00	\$25,975.00	\$25,975.00
MCA1402 HC 1	9/16/2015	LeVangie Electric Co. Inc.					
		<i>United Elevator Co.</i>	\$64,937.25	\$0.00	\$0.00	\$0.00	\$64,937.25
			\$64,937.25	\$0.00	\$0.00	\$0.00	\$64,937.25
MCC1001 DC 1	12/2/2014	Consigli Construction Co., Inc.					
		<i>J. F. Shine Mechanical, Inc.</i>	\$0.00	\$0.00	\$74,794.60	\$5,035.00	\$79,829.60
		<i>TJ McCartney Inc.</i>	\$0.00	\$0.00	\$0.00	\$5,700.00	\$5,700.00
			\$0.00	\$0.00	\$74,794.60	\$10,735.00	\$85,529.60



Division of Capital Asset Management and Maintenance

WBE Payments for Construction Projects In Fiscal Year 2017

Project #	Start Date	General Contractor WBE Firm	1st Quarter	2nd Quarter	3rd Quarter	4th Quarter	Total
MWC1201 DC 1	5/6/2014	Shawmut Design and Construction					
		<i>CK Flooring Solutions Inc.</i>	\$9,709.00	\$0.00	\$0.00	\$0.00	\$9,709.00
		<i>Cutting Edge Environmental, Inc.</i>	\$29,955.00	\$0.00	\$0.00	\$0.00	\$29,955.00
		<i>Federal Concrete, Inc.</i>	\$6,288.37	\$0.00	\$0.00	\$0.00	\$6,288.37
		<i>Novel Iron Works, Inc.</i>	\$61,848.80	\$0.00	\$0.00	\$0.00	\$61,848.80
			\$107,801.17	\$0.00	\$0.00	\$0.00	\$107,801.17
NAC1102 EC 1	1/2/2015	Adams Plumbing & Heating					
		<i>Green Insulation, Inc.</i>	\$0.00	\$0.00	\$7,035.00	\$0.00	\$7,035.00
			\$0.00	\$0.00	\$7,035.00	\$0.00	\$7,035.00
NEC1401 HC 1	5/17/2016	G.V.W., Incorporated					
		<i>Folan Waterproofing & Construction Co., Inc.</i>	\$0.00	\$0.00	\$7,695.00	\$81,742.10	\$89,437.10
		<i>Karma Environmental Services, Inc.</i>	\$258,875.00	\$228,051.46	\$82,768.96	\$91,005.60	\$660,701.02
		<i>LAL Masonry Co. Inc.</i>	\$0.00	\$53,390.00	\$38,237.50	\$69,513.10	\$161,140.60
		<i>West Floor Covering, Inc</i>	\$0.00	\$2,136.55	\$95,665.00	\$188,573.51	\$286,375.06
			\$258,875.00	\$283,578.01	\$224,366.46	\$430,834.31	\$1,197,653.78
NSC1102 DC 1	6/16/2015	DeJulis Brothers Construction Co., Inc.					
		<i>All State Waste, Inc.</i>	\$0.00	\$7,263.70	\$6,654.90	\$2,928.20	\$16,846.80
		<i>LAL Masonry Co. Inc.</i>	\$119,177.50	\$436,081.58	\$0.00	\$15,916.97	\$571,176.05
		<i>Rebars & Mesh, Inc.</i>	\$0.00	\$6,270.02	\$1,090.00	\$1,006.00	\$8,366.02
		<i>SJB Enterprises, Inc. d/b/a Sandra Network</i>	\$1,314.46	\$1,098.80	\$863.75	\$462.50	\$3,739.51
			\$120,491.96	\$450,714.10	\$8,608.65	\$20,313.67	\$600,128.38



Division of Capital Asset Management and Maintenance

WBE Payments for Construction Projects In Fiscal Year 2017

Project #	Start Date	General Contractor WBE Firm	1st Quarter	2nd Quarter	3rd Quarter	4th Quarter	Total
RCC1201 DC 1	1/11/2016	W. T. Rich Co., Inc.					
		<i>Angelini Plastering, Inc.</i>	\$0.00	\$0.00	\$0.00	\$387,989.50	\$387,989.50
		<i>Applied Insulation Concepts. LLC</i>	\$0.00	\$0.00	\$0.00	\$52,611.97	\$52,611.97
		<i>SOS Corporation</i>	\$0.00	\$0.00	\$0.00	\$273,880.25	\$273,880.25
		<i>Thompson Company Inc.</i>	\$0.00	\$0.00	\$0.00	\$15,200.00	\$15,200.00
		<i>West Floor Covering, Inc</i>	\$0.00	\$0.00	\$0.00	\$92,812.15	\$92,812.15
			\$0.00	\$0.00	\$0.00	\$822,493.87	\$822,493.87
RCC1301E EC 1	4/27/2016	Ameresco Inc.					
		<i>Absolute Renewable Energy, LLC</i>	\$0.00	\$53,601.85	\$677,047.87	\$27,468.30	\$758,118.02
		<i>Betts Plumbing and Heating</i>	\$0.00	\$0.00	\$0.00	\$9,906.00	\$9,906.00
		<i>Consulting Engineers Group Inc.</i>	\$0.00	\$6,000.00	\$0.00	\$0.00	\$6,000.00
		<i>Radar Solutions International</i>	\$0.00	\$0.00	\$6,150.00	\$0.00	\$6,150.00
			\$0.00	\$59,601.85	\$683,197.87	\$37,374.30	\$780,174.02
RCC1503 FC 1	3/9/2016	WCI Corporation					
		<i>All State Waste, Inc.</i>	\$4,987.68	\$2,258.29	\$4,966.16	\$5,051.05	\$17,263.18
			\$4,987.68	\$2,258.29	\$4,966.16	\$5,051.05	\$17,263.18
SDE1301E EC 1	4/7/2015	J.C. Cannistraro LLC					
		<i>Absolute Renewable Energy, LLC</i>	\$0.00	\$276,150.28	\$88,417.35	\$0.00	\$364,567.63
		<i>Maria Fallon Electrical Sevices</i>	\$0.00	\$0.00	\$386,555.00	\$0.00	\$386,555.00
		<i>Urban Insulation, Inc.</i>	\$0.00	\$0.00	\$84,455.00	\$19,512.19	\$103,967.19
			\$0.00	\$276,150.28	\$559,427.35	\$19,512.19	\$855,089.82



Division of Capital Asset Management and Maintenance

WBE Payments for Construction Projects In Fiscal Year 2017

Project #	Start Date	General Contractor WBE Firm	1st Quarter	2nd Quarter	3rd Quarter	4th Quarter	Total
SDM1202E EC 1	10/8/2014	NORESKO					
		<i>Absolute Renewable Energy, LLC</i>	\$243,660.72	\$53,998.00	\$2,375.00	\$2,375.00	\$302,408.72
		<i>Fraser Engineering Company Inc.</i>	\$0.00	\$167,648.94	\$136,532.38	\$186,380.20	\$490,561.52
			\$243,660.72	\$221,646.94	\$138,907.38	\$188,755.20	\$792,970.24
SEC1301 HC 1	10/1/2015	Enterprise Equipment Co.					
		<i>Spindle City Insulation, Inc.</i>	\$14,250.00	\$0.00	\$0.00	\$0.00	\$14,250.00
			\$14,250.00	\$0.00	\$0.00	\$0.00	\$14,250.00
SSA1201 DC 1	4/29/2014	Daniel O'Connell's Sons Inc.					
		<i>HB Welding Inc.</i>	\$138,303.73	\$0.00	\$129,961.93	\$0.00	\$268,265.66
			\$138,303.73	\$0.00	\$129,961.93	\$0.00	\$268,265.66
SSA1201 DC 2	10/13/2016	C.J.M. Services, Inc.					
		<i>All State Waste, Inc.</i>	\$0.00	\$0.00	\$2,919.30	\$1,200.00	\$4,119.30
		<i>J.J. Galvin Electric</i>	\$0.00	\$0.00	\$12,887.19	\$0.00	\$12,887.19
			\$0.00	\$0.00	\$15,806.49	\$1,200.00	\$17,006.49
STC1401 HC 1	10/22/2015	Kronenberger & Sons Restoration, Inc.					
		<i>Avid Ironworks, Inc.</i>	\$90,119.85	\$0.00	\$4,743.15	\$0.00	\$94,863.00
		<i>Ultimate Abatement</i>	\$0.00	\$0.00	\$3,450.00	\$0.00	\$3,450.00
			\$90,119.85	\$0.00	\$8,193.15	\$0.00	\$98,313.00
STC1402 DC 1	12/11/2015	Consigli Construction Co., Inc.					
		<i>Adams Plumbing & Heating, Inc.</i>	\$0.00	\$0.00	\$0.00	\$126,358.53	\$126,358.53
		<i>West Floor Covering, Inc</i>	\$0.00	\$0.00	\$1,075.40	\$0.00	\$1,075.40
			\$0.00	\$0.00	\$1,075.40	\$126,358.53	\$127,433.93



Division of Capital Asset Management and Maintenance

WBE Payments for Construction Projects In Fiscal Year 2017

Project #	Start Date	General Contractor WBE Firm	1st Quarter	2nd Quarter	3rd Quarter	4th Quarter	Total
TRC0105 DC 1	9/16/2015	Dimeo Construction Company					
		<i>Marlborough Trucking, Inc.</i>	\$0.00	\$133,101.00	\$1,344,121.00	\$0.00	\$1,477,222.00
		<i>Melo's Rodbusters</i>	\$0.00	\$0.00	\$270,000.00	\$0.00	\$270,000.00
		<i>Ramco Survey Stakes Co., Inc.</i>	\$0.00	\$0.00	\$7,930.00	\$0.00	\$7,930.00
		<i>Rebars & Mesh, Inc.</i>	\$0.00	\$0.00	\$250,350.00	\$0.00	\$250,350.00
		<i>Security Fence Corp.</i>	\$0.00	\$0.00	\$59,813.70	\$0.00	\$59,813.70
		<i>Welch Associates Land Surveyors Inc.</i>	\$0.00	\$0.00	\$16,740.00	\$0.00	\$16,740.00
			\$0.00	\$133,101.00	\$1,948,954.70	\$0.00	\$2,082,055.70
TRC0606 DC 1	3/1/2012	The Whiting-Turner Contracting Co.					
		<i>Cutting Edge Installations Incorporated</i>	\$127,840.00	\$4,516.00	\$0.00	\$0.00	\$132,356.00
		<i>Federal Concrete, Inc.</i>	\$79,379.76	\$30,315.92	\$0.00	\$0.00	\$109,695.68
		<i>M. Frank Higgins & Co., Inc.</i>	\$178,705.00	\$100,647.00	\$9,593.00	\$0.00	\$288,945.00
		<i>Sign Design Inc.</i>	\$0.00	\$0.00	\$155,082.00	\$0.00	\$155,082.00
		<i>V&S Finishing, Inc.</i>	\$2,532.56	\$0.00	\$0.00	\$0.00	\$2,532.56
			\$388,457.32	\$135,478.92	\$164,675.00	\$0.00	\$688,611.24
TRC0802 EC 1	3/17/2011	Constellation NewEnergy, INC					
		<i>Fraser Engineering Company Inc.</i>	\$148,378.08	\$0.00	\$0.00	\$0.00	\$148,378.08
			\$148,378.08	\$0.00	\$0.00	\$0.00	\$148,378.08
TRC1305 FC 1	6/1/2015	New England Builders and Contractors, Inc.					
		<i>United Elevator Co.</i>	\$92,150.00	\$122,717.88	\$0.00	\$5,024.12	\$219,892.00
			\$92,150.00	\$122,717.88	\$0.00	\$5,024.12	\$219,892.00



Division of Capital Asset Management and Maintenance

WBE Payments for Construction Projects In Fiscal Year 2017

Project #	Start Date	General Contractor WBE Firm	1st Quarter	2nd Quarter	3rd Quarter	4th Quarter	Total
TRC1354 FC 1	7/20/2016	Mill City Construction Inc. <i>EDM Construction, Inc.</i>	\$0.00	\$16,625.00	\$49,400.00	\$19,740.26	\$85,765.26
			\$0.00	\$16,625.00	\$49,400.00	\$19,740.26	\$85,765.26
UMA1201 DC 1	11/12/2014	The Whiting-Turner Contracting Co. <i>Action Steel, LLC</i>	\$967,072.89	\$50,296.83	\$0.00	\$0.00	\$1,017,369.72
		<i>Adams Plumbing & Heating, Inc.</i>	\$0.00	\$0.00	\$3,858,594.55	\$3,313,115.93	\$7,171,710.48
		<i>Architectural Products, Inc.</i>	\$20,117.46	\$23,253.17	\$539.03	\$662.97	\$44,572.63
		<i>Cronin Trucking & Excavation, Inc.</i>	\$161,280.61	\$33,392.36	\$36,686.13	\$22,159.41	\$253,518.51
		<i>Folan Waterproofing & Construction Co., Inc.</i>	\$0.00	\$46,698.95	\$0.00	\$72,959.04	\$119,657.99
		<i>R.E.D. Technologies, LLC</i>	\$207,329.52	\$6,246.20	\$24,805.20	\$30,909.50	\$269,290.42
			\$1,355,800.48	\$159,887.51	\$3,920,624.91	\$3,439,806.85	\$8,876,119.75
UML1203 DC 1	9/12/2014	Lee Kennedy Co. Inc. <i>Angelini Plastering, Inc.</i>	\$1,106,685.40	\$254,590.07	\$0.00	\$0.00	\$1,361,275.47
		<i>DePaoli Mosaic Company Inc.</i>	\$0.00	\$38,441.75	\$0.00	\$0.00	\$38,441.75
		<i>Thompson Company Inc.</i>	\$72,504.00	\$0.00	\$0.00	\$0.00	\$72,504.00
		<i>West Floor Covering, Inc</i>	\$69,397.50	\$54,232.24	\$0.00	\$0.00	\$123,629.74
			\$1,248,586.90	\$347,264.06	\$0.00	\$0.00	\$1,595,850.96
UML1301E EC 1	3/16/2015	Constellation NewEnergy, INC <i>Fraser Engineering Company Inc.</i>	\$908,085.47	\$1,826,437.03	\$1,180,930.38	\$963,460.98	\$4,878,913.86
			\$908,085.47	\$1,826,437.03	\$1,180,930.38	\$963,460.98	\$4,878,913.86



Division of Capital Asset Management and Maintenance

WBE Payments for Construction Projects In Fiscal Year 2017

Project #	Start Date	General Contractor WBE Firm	1st Quarter	2nd Quarter	3rd Quarter	4th Quarter	Total
WOR0801 DC 1	1/9/2014	W. T. Rich Co., Inc.					
		<i>Joseph Cohn & Son, Inc.</i>	\$47,780.25	\$32,412.49	\$0.00	\$0.00	\$80,192.74
		<i>West Floor Covering, Inc</i>	\$372,624.68	\$10,078.32	\$7,109.59	\$0.00	\$389,812.59
			\$420,404.93	\$42,490.81	\$7,109.59	\$0.00	\$470,005.33
WSC1201 DC 1	6/30/2014	Walsh Brothers, Inc.					
		<i>Architectural Products, Inc.</i>	\$49.55	\$0.00	\$0.00	\$0.00	\$49.55
		<i>Novel Iron Works, Inc.</i>	\$39,432.61	\$0.00	\$0.00	\$0.00	\$39,432.61
		<i>SOS Corporation</i>	\$80,000.00	\$26,200.00	\$0.00	\$0.00	\$106,200.00
			\$119,482.16	\$26,200.00	\$0.00	\$0.00	\$145,682.16
WSC1602 DC 1	7/6/2014	PDS Engineering & Construction, Inc.					
		<i>Greenfield Glass Co., Inc.</i>	\$9,000.00	\$0.00	\$57,158.84	\$0.00	\$66,158.84
		<i>M. Frank Higgins & Co., Inc.</i>	\$3,467.50	\$0.00	\$91,775.82	\$0.00	\$95,243.32
		<i>Triton Leasing & Rental, Inc.</i>	\$146,779.75	\$0.00	\$39,212.47	\$0.00	\$185,992.22
			\$159,247.25	\$0.00	\$188,147.13	\$0.00	\$347,394.38
Grand Total:			\$8,766,833.89	\$5,678,553.76	\$10,315,109.10	\$7,344,559.69	\$32,105,056.44

Report No. 4

**Women Payments Distribution
in Construction Projects
Fiscal Year 2017**



Division of Capital Asset Management and Maintenance

Annual Report for Contract Compliance Women Payments Distribution In Construction Projects Fiscal Year 2017

<i>WBE Firm</i>	<i>Address</i>	<i>WBE Payments</i>	<i>%</i>
1 <i>Absolute Renewable Energy, LLC</i>	11 Northeastern Blvd, Suite 120 Nashua NH 03062	\$1,778,337.23	5.54%
2 <i>Action Steel, LLC</i>	34 O'Connell Road Ext. Colchester CT 06415	\$1,017,369.72	3.17%
3 <i>Adams Plumbing & Heating, Inc.</i>	43 Printworks Drive Adams MA 01220	\$7,298,069.01	22.73%
4 <i>All State Waste, Inc.</i>	376 Washington St. Norwell MA 02061	\$38,229.28	0.12%
5 <i>Alternative Creative Energy & HVAC</i>	55 Union St. Blackstone ma 01504	\$15,914.39	0.05%
6 <i>American Electrical Construction</i>	180 South Meadow Rd Plymouth MA 02360	\$114,000.00	0.36%
7 <i>Angelini Plastering, Inc.</i>	304 Main St. North Reading MA 01864	\$1,921,338.35	5.98%
8 <i>Applied Insulation Concepts, LLC</i>	95 Plaistow Rd Plaistow NH 03865	\$52,611.97	0.16%
9 <i>Architectural Products, Inc.</i>	P. O. Box 1122 Burlington CT 06013	\$44,622.18	0.14%
10 <i>artemis painting llc</i>	261 little river rd. westfield ma 01085	\$15,650.00	0.05%
11 <i>Atlantic Diversified Mason Contractors, Inc.</i>	500 North Liberty Street Belchertown MA 01007	\$29,920.00	0.09%
12 <i>Avid Ironworks, Inc.</i>	40 Rose Street Springfield MA 01104	\$144,933.00	0.45%
13 <i>Betts Plumbing and Heating</i>	P.O. Box 365 westfield ma 01086	\$9,906.00	0.03%
14 <i>Central Electrical</i>	130 Ford St Brockton MA 02301	\$2,459.34	0.01%
15 <i>Chapman Construction Group Inc.</i>	19 Captain Kidd Road East Sandwich MA 02537	\$334,300.36	1.04%
16 <i>Chicopee Industrial Contractors, Inc.</i>	107 North Chicopee Street Chicopee MA 01020	\$4,360.00	0.01%
17 <i>CK Flooring Solutions Inc.</i>	47 Arcade St. Chicopee MA 01020	\$9,709.00	0.03%
18 <i>Consulting Engineers Group Inc.</i>	One Charlesview Road Hopedale MA 01747	\$6,000.00	0.02%
19 <i>Cronin Trucking & Excavation, Inc.</i>	214 O'Neill Road P.O. Box 543 West Warren MA 01092	\$254,241.01	0.79%
20 <i>Cutting Edge Environmental, Inc.</i>	58 Mellen Street Hopedale MA 01747	\$29,955.00	0.09%
21 <i>Cutting Edge Installations Incorporated</i>	7 Moody Road, Building 5, Unit A Enfield CT 06082	\$132,356.00	0.41%
22 <i>DePaoli Mosaic Company Inc.</i>	52 York Avenue Randolph MA 02368	\$39,439.75	0.12%
23 <i>Duseau Trucking, LLC</i>	129 Elm Street P. O. Box 376 Hatfield MA 01038	\$1,035.00	0.00%
24 <i>Dynamics Scheduling Solutions</i>	31 Smith Ave Unit 1 Greenville RI 02828	\$8,442.67	0.03%
25 <i>EDM Construction, Inc.</i>	PO Box 35 Byfield MA 01922	\$216,200.26	0.67%
26 <i>Einstein's Solutions, Inc.</i>	11 Summit Street Fitchburg MA 01420	\$373,026.50	1.16%
27 <i>Federal Concrete, Inc.</i>	One Condon Way Suite A Hopedale MA 01747	\$250,557.61	0.78%



Division of Capital Asset Management and Maintenance

Annual Report for Contract Compliance Women Payments Distribution In Construction Projects Fiscal Year 2017

<i>WBE Firm</i>	<i>Address</i>	<i>WBE Payments</i>	<i>%</i>
28 <i>Folan Waterproofing & Construction Co., Inc.</i>	795 Washington St. South Easton MA 02375	\$358,321.09	1.12%
29 <i>Fraser Engineering Company Inc.</i>	65 Court Street P.O. Box 9142 Newton MA 02460	\$7,226,785.53	22.51%
30 <i>Frontline, Inc.</i>	58 Mellen St Hoedale MA 01747	\$23,967.00	0.07%
31 <i>Granite City Electric Supply Co.</i>	19 Quincy Avenue Quincy MA 02169	\$4,958.45	0.02%
32 <i>Green Insulation, Inc.</i>	One Potter Street Adams MA 01220	\$171,214.65	0.53%
33 <i>Greenfield Glass Co., Inc.</i>	52 River Street Greenfield MA 01301	\$66,158.84	0.21%
34 <i>H.M. Nunes & Sons Construction, Inc.</i>	82 Carmelinas Circle Ludlow MA 01056	\$128,059.19	0.40%
35 <i>HB Welding Inc.</i>	117 Webster Street Pawtucket RI 02861	\$268,265.66	0.84%
36 <i>J. Cougler, Inc.</i>	29 Shore Road Ext West Harwich MA 02671	\$52,079.17	0.16%
37 <i>J. F. Shine Mechanical, Inc.</i>	2383 Center Street Boston MA 02132	\$79,829.60	0.25%
38 <i>J.A.J. Tile Company</i>	21 Prescott St Medford MA 02155	\$11,516.00	0.04%
39 <i>J.J. Galvin Electric</i>	164 Adams Street Newton MA 02458	\$12,887.19	0.04%
40 <i>Jackson Glass, Inc.</i>	3195 Washington St. Jamaica Plain MA 02130	\$20,900.00	0.07%
41 <i>Jacqueline Electric & Contracting</i>	116 Maryann Way N. Attleboro MA 02760	\$332,325.70	1.04%
42 <i>Joseph Cohn & Son, Inc.</i>	80 Hamilton Street New Haven CT 06511	\$80,192.74	0.25%
43 <i>Karma Environmental Services, Inc.</i>	185 Dean Street Suite 201 Norwood MA 02062	\$660,701.02	2.06%
44 <i>Keane Fire & Safety Equipment, Inc.</i>	1500 Main St. Waltham MA 02451	\$20,443.59	0.06%
45 <i>L & L Contracting, Inc.</i>	25 Hayward Street Braintree MA 02184	\$207,471.00	0.65%
46 <i>LAL Masonry Co. Inc.</i>	390 Lincoln Avenue Saugus MA 01906	\$732,316.65	2.28%
47 <i>M&A Architectural Preservation Inc.</i>	433 Market Street Lawrence MA 01843	\$17,579.00	0.05%
48 <i>M. Frank Higgins & Co., Inc.</i>	780 N. Mountain Road Newington CT 06111	\$384,188.32	1.20%
49 <i>Maria Fallon Electrical Sevices</i>	181 Allen St. Braintree MA 02184	\$386,555.00	1.20%
50 <i>Marlborough Trucking, Inc.</i>	655 Farm Road Marlborough MA 01752	\$1,477,222.00	4.60%
51 <i>Melo's Rodbusters</i>	876 Smith Neck Road South Dartmouth MA 02748	\$270,000.00	0.84%
52 <i>Modulease Corporation</i>	27 Brentwood Road Chelmsford MA 01863	\$10,350.00	0.03%
53 <i>Novel Iron Works, Inc.</i>	250 Ocean Road Greenland NH 03840	\$101,281.41	0.32%
54 <i>PJ Spillane Company, Inc.</i>	97 Tileston Street Everett MA 02149	\$9,780.00	0.03%



Division of Capital Asset Management and Maintenance

Annual Report for Contract Compliance Women Payments Distribution In Construction Projects Fiscal Year 2017

<i>WBE Firm</i>	<i>Address</i>	<i>WBE Payments</i>	<i>%</i>
55 Prudential Door & Window Co., Inc.	35 Sixth Rd. Woburn MA 01801	\$9,300.60	0.03%
56 R.A. Hammond Construction Corp.	2 Warren Road North Oxford MA 01537	\$109,539.93	0.34%
57 R.E.D. Technologies, LLC	5 Forest Park Drive Farmington CT 08032	\$269,290.42	0.84%
58 Radar Solutions International	51 Riverview Avenue Waltham MA 02453	\$6,150.00	0.02%
59 Ramco Survey Stakes Co., Inc.	685 North Main Street West Bridgewater MA 02379	\$11,430.00	0.04%
60 Rebars & Mesh, Inc.	111 Avco Road Haverhill MA 01835	\$258,716.02	0.81%
61 Security Fence Corp.	59 Apsley Street Hudson MA 01749	\$59,813.70	0.19%
62 Sign Design Inc.	170 Liberty Street Brockton MA 02301	\$155,082.00	0.48%
63 SJB Enterprises, Inc. d/b/a Sandra Network	25 Goodale Street Peabody MA 01960	\$3,739.51	0.01%
64 SOS Corporation	331 West Street Milford MA 01757	\$1,440,046.72	4.49%
65 Spindle City Insulation, Inc.	524 Mt. Pleasant Street P.O. Box 9303 Fall River MA 02720	\$129,673.00	0.40%
66 Strategic Environmental Services, Inc.	362 Putnam Hill Rd Sutton MA 01590	\$326,566.93	1.02%
67 Thompson Company Inc.	805 Pleasant Street East Weymouth MA 02189	\$267,837.00	0.83%
68 TJ McCartney Inc.	3 Capitol Street Suite 1 Nashua NH 03063	\$5,700.00	0.02%
69 Triton Leasing & Rental, Inc.	279 B Garden Street Feeding Hills MA 01030	\$185,992.22	0.58%
70 Trout Run Inc.	54 Pleasant Street North Attleborough MA 02760	\$1,020.00	0.00%
71 Ultimate Abatement	57 Federal Street Springfield MA 01056	\$3,450.00	0.01%
72 United Elevator Co.	150 Recreation Park Drive #8 Hingham MA 02043	\$284,829.25	0.89%
73 Urban Insulation, Inc.	167 Elm Street Salisbury MA 01952	\$103,967.19	0.32%
74 V&S Finishing, Inc.	60 East Street Fitchburg MA 01420	\$21,548.78	0.07%
75 Welch Associates Land Surveyors Inc.	353 West Center St. Bridgewater MA 02379	\$20,447.50	0.06%
76 West Floor Covering, Inc	42 Winter St Suite 11 Pembroke MA 02359	\$1,085,204.99	3.38%
Total:		\$32,105,056.44	100.00%

Report No. 5

**MBE Payments for Design Projects
Fiscal Year 2017**



Division of Capital Asset Management and Maintenance

MBE Payments for Design Projects In Fiscal Year 2017

Project #	Start Date	General Contractor <i>MBE Firm</i>	1st Quarter	2nd Quarter	3rd Quarter	4th Quarter	Total
BCC1301 DC 1*	9/5/2014	NBBJ Limited Partnership					
		<i>Mikyong Kim Design</i>	\$0.00	\$1,683.36	\$6,733.00	\$5,050.13	\$13,466.49
		<i>RSE Associates, Inc.</i>	\$18,000.00	\$1,800.00	\$900.00	\$2,480.00	\$23,180.00
			\$18,000.00	\$3,483.36	\$7,633.00	\$7,530.13	\$36,646.49
BHC1501 ST 1*	4/14/2015	NBBJ Limited Partnership					
		<i>VAV International, Inc.</i>	\$0.00	\$0.00	\$0.00	\$5,400.00	\$5,400.00
			\$0.00	\$0.00	\$0.00	\$5,400.00	\$5,400.00
BHE1501 ST 1*	10/6/2014	Finegold Alexander Architects Inc.					
		<i>V J Associates of New England, Inc.</i>	\$4,000.00	\$0.00	\$0.00	\$0.00	\$4,000.00
			\$4,000.00	\$0.00	\$0.00	\$0.00	\$4,000.00
BSB1206 DC 1*	12/2/2014	Goody, Clancy & Associates, Inc.					
		<i>ART Engineering Corporation</i>	\$0.00	\$6,525.00	\$0.00	\$0.00	\$6,525.00
		<i>VAV International, Inc.</i>	\$13,650.00	\$0.00	\$0.00	\$0.00	\$13,650.00
			\$13,650.00	\$6,525.00	\$0.00	\$0.00	\$20,175.00
CME0902 DC 1*	4/8/2015	HDR Architecture, PC					
		<i>B+AC, LLC</i>	\$20,937.32	\$1,050.00	\$0.00	\$991.97	\$22,979.29
		<i>Fernandez & Associates</i>	\$0.00	\$2,000.00	\$0.00	\$0.00	\$2,000.00
			\$20,937.32	\$3,050.00	\$0.00	\$991.97	\$24,979.29
DCP0908 HD 1*	12/18/2009	Studio G. Architects, Inc.					
		<i>SAR Engineering, Inc</i>	\$0.00	\$35,240.00	\$3,000.00	\$7,750.00	\$45,990.00
		<i>V J Associates of New England, Inc.</i>	\$0.00	\$10,700.00	\$0.00	\$0.00	\$10,700.00
			\$0.00	\$45,940.00	\$3,000.00	\$7,750.00	\$56,690.00



Division of Capital Asset Management and Maintenance

MBE Payments for Design Projects In Fiscal Year 2017

Project #	Start Date	General Contractor <i>MBE Firm</i>	1st Quarter	2nd Quarter	3rd Quarter	4th Quarter	Total
DCP0908 HD 2*	2/23/2010	Ellenzweig Associates, Inc.					
		<i>Fernandez & Associates</i>	\$2,500.00	\$0.00	\$0.00	\$0.00	\$2,500.00
		<i>Lin Associates, Inc.</i>	\$0.00	\$0.00	\$1,750.00	\$0.00	\$1,750.00
			\$2,500.00	\$0.00	\$1,750.00	\$0.00	\$4,250.00
DCP0908 HD 6*	9/21/2012	Dietz & Company Architects, Inc.					
		<i>Lim Consultants, Inc.</i>	\$0.00	\$3,500.00	\$0.00	\$0.00	\$3,500.00
		<i>Ly Consulting Engineers, Inc.</i>	\$4,000.00	\$0.00	\$0.00	\$0.00	\$4,000.00
			\$4,000.00	\$3,500.00	\$0.00	\$0.00	\$7,500.00
DCP0908 HD 9*	4/28/2014	DiMella Shaffer Associates, Inc.					
		<i>3iVE, LLC</i>	\$404.00	\$16,400.00	\$0.00	\$11,400.00	\$28,204.00
		<i>Lim Consultants, Inc.</i>	\$4,971.80	\$11,097.70	\$28,704.00	\$14,967.90	\$59,741.40
			\$5,375.80	\$27,497.70	\$28,704.00	\$26,367.90	\$87,945.40
DCP0909 HD 2*	9/27/2010	Architectural Engineers, Inc.					
		<i>Lin Associates, Inc.</i>	\$4,875.00	\$2,265.00	\$7,759.00	\$0.00	\$14,899.00
			\$4,875.00	\$2,265.00	\$7,759.00	\$0.00	\$14,899.00
DCP0909 HD 3*	9/12/2011	Arup USA Inc.					
		<i>Richmond So Engineering Inc.</i>	\$400.00	\$2,325.00	\$0.00	\$775.00	\$3,500.00
			\$400.00	\$2,325.00	\$0.00	\$775.00	\$3,500.00



Division of Capital Asset Management and Maintenance

MBE Payments for Design Projects In Fiscal Year 2017

Project #	Start Date	General Contractor MBE Firm	1st Quarter	2nd Quarter	3rd Quarter	4th Quarter	Total
DCP0909 HD 4*	3/13/2013	Richard D. Kimball Co., Inc.					
		<i>Bryant Associates, Inc.</i>	\$4,000.00	\$11,000.00	\$0.00	\$0.00	\$15,000.00
		<i>CGVK Architects, Inc.</i>	\$0.00	\$19,741.00	\$0.00	\$0.00	\$19,741.00
		<i>RWM Engineering, Inc.</i>	\$990.00	\$0.00	\$0.00	\$0.00	\$990.00
		<i>V J Associates of New England, Inc.</i>	\$0.00	\$5,000.00	\$4,000.00	\$0.00	\$9,000.00
			\$4,990.00	\$35,741.00	\$4,000.00	\$0.00	\$44,731.00
DCP0910 HD 2*	3/13/2013	Habeeb & Associates, Inc.					
		<i>Pristine Engineers</i>	\$1,800.00	\$0.00	\$0.00	\$0.00	\$1,800.00
		<i>Shekar & Associates</i>	\$12,900.00	\$0.00	\$60,205.00	\$0.00	\$73,105.00
			\$14,700.00	\$0.00	\$60,205.00	\$0.00	\$74,905.00
DCP1217 HD 3*	1/7/2015	Sebesta East, Inc.					
		<i>SAR Engineering, Inc</i>	\$0.00	\$10,000.00	\$0.00	\$0.00	\$10,000.00
			\$0.00	\$10,000.00	\$0.00	\$0.00	\$10,000.00
DCP1359 HD 5*	2/2/2014	STV Incorporated					
		<i>V J Associates of New England, Inc.</i>	\$0.00	\$0.00	\$4,500.00	\$0.00	\$4,500.00
			\$0.00	\$0.00	\$4,500.00	\$0.00	\$4,500.00
DCP1359 HD 9*	4/2/2014	SMRT, Inc.					
		<i>C & C Consulting Engineers, LLC</i>	\$8,743.00	\$4,393.00	\$0.00	\$9,900.00	\$23,036.00
		<i>V J Associates of New England, Inc.</i>	\$16,750.00	\$4,500.00	\$11,675.00	\$4,000.00	\$36,925.00
			\$25,493.00	\$8,893.00	\$11,675.00	\$13,900.00	\$59,961.00
DCP1529 HD 1*	8/6/2015	Clough Harbour & Associates, Inc.					
		<i>ART Engineering Corporation</i>	\$0.00	\$0.00	\$0.00	\$15,000.00	\$15,000.00
			\$0.00	\$0.00	\$0.00	\$15,000.00	\$15,000.00



Division of Capital Asset Management and Maintenance

MBE Payments for Design Projects In Fiscal Year 2017

Project #	Start Date	General Contractor MBE Firm	1st Quarter	2nd Quarter	3rd Quarter	4th Quarter	Total
DCP1529 HD 2*	8/6/2015	Jacobs Consultants, Inc.					
		<i>V J Associates of New England, Inc.</i>	\$0.00	\$9,200.00	\$0.00	\$0.00	\$9,200.00
			\$0.00	\$9,200.00	\$0.00	\$0.00	\$9,200.00
DCP1630 HD 4*	8/10/2016	Consulting Engineering Services, LLC					
		<i>V J Associates of New England, Inc.</i>	\$0.00	\$0.00	\$0.00	\$3,000.00	\$3,000.00
			\$0.00	\$0.00	\$0.00	\$3,000.00	\$3,000.00
DCP1645 HD 6*	8/10/2016	Dietz & Company Architects, Inc.					
		<i>Lim Consultants, Inc.</i>	\$0.00	\$0.00	\$0.00	\$2,500.00	\$2,500.00
			\$0.00	\$0.00	\$0.00	\$2,500.00	\$2,500.00
DCP1645 HD 8*	8/3/2016	HDR Architecture, PC					
		<i>B+AC, LLC</i>	\$0.00	\$0.00	\$8,120.00	\$7,020.00	\$15,140.00
			\$0.00	\$0.00	\$8,120.00	\$7,020.00	\$15,140.00
DCR1110 DC 1*	5/11/2017	LDa Architects, LLP					
		<i>Garcia, Galuska & DeSousa, Inc.</i>	\$0.00	\$0.00	\$8,000.00	\$12,750.00	\$20,750.00
		<i>RSE Associates, Inc.</i>	\$0.00	\$0.00	\$3,760.00	\$3,760.00	\$7,520.00
		<i>V J Associates of New England, Inc.</i>	\$0.00	\$0.00	\$5,000.00	\$7,500.00	\$12,500.00
			\$0.00	\$0.00	\$16,760.00	\$24,010.00	\$40,770.00
DMH1301 DC 1	3/17/2017	Bargmann Hendrie + Archetype, Inc.					
		<i>Lim Consultants, Inc.</i>	\$3,800.00	\$3,800.00	\$5,700.00	\$285.00	\$13,585.00
		<i>V J Associates of New England, Inc.</i>	\$14,500.00	\$11,500.00	\$9,000.00	\$100.00	\$35,100.00
			\$18,300.00	\$15,300.00	\$14,700.00	\$385.00	\$48,685.00



Division of Capital Asset Management and Maintenance

MBE Payments for Design Projects In Fiscal Year 2017

Project #	Start Date	General Contractor MBE Firm	1st Quarter	2nd Quarter	3rd Quarter	4th Quarter	Total
DOC1507 DC 1*	9/6/2016	SMRT, Inc.					
		<i>Fernandez & Associates</i>	\$0.00	\$0.00	\$2,375.00	\$1,900.00	\$4,275.00
		<i>Lim Consultants, Inc.</i>	\$0.00	\$0.00	\$16,750.00	\$15,950.00	\$32,700.00
		<i>V J Associates of New England, Inc.</i>	\$0.00	\$0.00	\$0.00	\$10,800.00	\$10,800.00
			\$0.00	\$0.00	\$19,125.00	\$28,650.00	\$47,775.00
DOC1507 ST 1*	6/5/2015	SMRT, Inc.					
		<i>Ly Consulting Engineers, Inc.</i>	\$0.00	\$2,000.00	\$0.00	\$0.00	\$2,000.00
		<i>V J Associates of New England, Inc.</i>	\$0.00	\$1,250.00	\$0.00	\$0.00	\$1,250.00
			\$0.00	\$3,250.00	\$0.00	\$0.00	\$3,250.00
FRC0802 DC 1*	12/6/2011	Ellenzweig Associates, Inc.					
		<i>Lin Associates, Inc.</i>	\$1,620.00	\$0.00	\$760.00	\$0.00	\$2,380.00
			\$1,620.00	\$0.00	\$760.00	\$0.00	\$2,380.00
HCC0801 DC 2*	4/8/2015	HKT Architects, Inc.					
		<i>Lim Consultants, Inc.</i>	\$21,555.75	\$39,924.00	\$18,574.66	\$0.00	\$80,054.41
		<i>VAV International, Inc.</i>	\$30,000.00	\$0.00	\$0.00	\$0.00	\$30,000.00
			\$51,555.75	\$39,924.00	\$18,574.66	\$0.00	\$110,054.41
MCC1001 DC 1*	4/2/2014	Leers, Weinzapfel Associates					
		<i>Green International Affiliates, Inc.</i>	\$1,008.00	\$3,024.00	\$1,008.00	\$1,008.00	\$6,048.00
		<i>RSE Associates, Inc.</i>	\$10,000.00	\$3,750.00	\$0.00	\$1,250.00	\$15,000.00
			\$11,008.00	\$6,774.00	\$1,008.00	\$2,258.00	\$21,048.00
NSC1102 DC 1*	6/12/2014	Shepley, Bulfinch, Richardson & Abbott					
		<i>ART Engineering Corporation</i>	\$6,650.00	\$3,990.00	\$2,660.00	\$5,320.00	\$18,620.00
			\$6,650.00	\$3,990.00	\$2,660.00	\$5,320.00	\$18,620.00



Division of Capital Asset Management and Maintenance

MBE Payments for Design Projects In Fiscal Year 2017

Project #	Start Date	General Contractor MBE Firm	1st Quarter	2nd Quarter	3rd Quarter	4th Quarter	Total
POL1303 ST 1*	6/19/2014	Finegold Alexander Architects Inc.					
		<i>Richmond So Engineering Inc.</i>	\$0.00	\$0.00	\$0.00	\$2,000.00	\$2,000.00
			\$0.00	\$0.00	\$0.00	\$2,000.00	\$2,000.00
QCC1601 HC 1*	10/3/2016	Pfeufer Richardson Architects					
		<i>Shekar & Associates</i>	\$0.00	\$0.00	\$0.00	\$35,490.00	\$35,490.00
			\$0.00	\$0.00	\$0.00	\$35,490.00	\$35,490.00
RCC1201 DC 1*	12/10/2013	Chan Krieger & Associates/NBBJ Limited Partnership					
		<i>ART Engineering Corporation</i>	\$72,000.00	\$0.00	\$3,600.00	\$28,800.00	\$104,400.00
		<i>Crabtree McGrath Associates, Inc.</i>	\$3,600.00	\$900.00	\$0.00	\$1,350.00	\$5,850.00
		<i>Richmond So Engineering Inc.</i>	\$10,800.00	\$1,200.00	\$1,200.00	\$1,440.00	\$14,640.00
		<i>V J Associates of New England, Inc.</i>	\$0.00	\$0.00	\$6,000.00	\$2,000.00	\$8,000.00
			\$86,400.00	\$2,100.00	\$10,800.00	\$33,590.00	\$132,890.00
SDW1501 DC 1*	11/11/2016	STV Incorporated					
		<i>Pristine Engineers</i>	\$0.00	\$0.00	\$0.00	\$37,330.00	\$37,330.00
			\$0.00	\$0.00	\$0.00	\$37,330.00	\$37,330.00
STC1402 DC 1*	4/8/2015	Ann Beha Architects, Inc.					
		<i>RSE Associates, Inc.</i>	\$30,000.00	\$10,300.00	\$2,900.00	\$20,300.00	\$63,500.00
			\$30,000.00	\$10,300.00	\$2,900.00	\$20,300.00	\$63,500.00
TRC0105 DC 1*	2/26/2015	Finegold Alexander Architects Inc.					
		<i>ART Engineering Corporation</i>	\$17,800.00	\$35,600.00	\$26,700.00	\$17,800.00	\$97,900.00
		<i>RSE Associates, Inc.</i>	\$37,875.00	\$37,875.00	\$37,875.00	\$38,885.00	\$152,510.00
			\$55,675.00	\$73,475.00	\$64,575.00	\$56,685.00	\$250,410.00



Division of Capital Asset Management and Maintenance

MBE Payments for Design Projects In Fiscal Year 2017

Project #	Start Date	General Contractor MBE Firm	1st Quarter	2nd Quarter	3rd Quarter	4th Quarter	Total
TRC1209 DC 1*	4/3/2013	Perry Dean Rogers & Partners <i>Lim Consultants, Inc.</i>	\$0.00	\$0.00	\$2,875.00	\$0.00	\$2,875.00
			\$0.00	\$0.00	\$2,875.00	\$0.00	\$2,875.00
TRC1403 ST 1*	4/28/2014	CGL RicciGreene Associates <i>Green International Affiliates, Inc.</i>	\$0.00	\$0.00	\$0.00	\$314.00	\$314.00
		<i>Shen Milsom & Wilke, Inc.</i>	\$15,125.00	\$0.00	\$0.00	\$0.00	\$15,125.00
			\$15,125.00	\$0.00	\$0.00	\$314.00	\$15,439.00
UMA1201 DC 1	2/20/2014	Wilson Architects, Inc. <i>B+AC, LLC</i>	\$0.00	\$9,900.00	\$0.00	\$0.00	\$9,900.00
		<i>Ly Consulting Engineers, Inc.</i>	\$7,436.00	\$0.00	\$0.00	\$0.00	\$7,436.00
			\$7,436.00	\$9,900.00	\$0.00	\$0.00	\$17,336.00
UML1203 DC 1*	4/7/2014	Cambridge Seven Associates, Inc. <i>Lim Consultants, Inc.</i>	\$4,950.00	\$0.00	\$0.00	\$1,980.00	\$6,930.00
		<i>Mikyong Kim Design</i>	\$6,750.00	\$18,500.00	\$15,750.00	\$2,250.00	\$43,250.00
			\$11,700.00	\$18,500.00	\$15,750.00	\$4,230.00	\$50,180.00
UML1501 ST 1*	4/24/2015	Goody, Clancy & Associates, Inc. <i>V J Associates of New England, Inc.</i>	\$0.00	\$0.00	\$0.00	\$4,000.00	\$4,000.00
		<i>VAV International, Inc.</i>	\$0.00	\$0.00	\$0.00	\$2,500.00	\$2,500.00
			\$0.00	\$0.00	\$0.00	\$6,500.00	\$6,500.00
Grand Total:			\$414,390.87	\$341,933.06	\$307,833.66	\$347,297.00	\$1,411,454.59

Report No. 6

**Minority Payments Distribution in Design Projects
Fiscal Year 2017**



Division of Capital Asset Management and Maintenance

Annual Report for Contract Compliance Minority Payments Distribution In Design Projects Fiscal Year 2017

<i>MBE Firm</i>	<i>Address</i>	<i>MBE Payments</i>	<i>%</i>
1 <i>3iVE, LLC</i>	334 Washington St. Somerville Ma 02143	\$28,204.00	2.00%
2 <i>ART Engineering Corporation</i>	76 Webster Street Worcester MA 01603	\$242,445.00	17.18%
3 <i>B+AC, LLC</i>	5 Middlesex Avenue, Suite 400 Somerville MA 02145	\$48,019.29	3.40%
4 <i>Bryant Associates, Inc.</i>	77 N. Washington St. Boston MA 02114	\$15,000.00	1.06%
5 <i>C & C Consulting Engineers, LLC</i>	214 Lincoln Street, Suite 400 Boston MA 02134	\$23,036.00	1.63%
6 <i>CGVK Architects, Inc.</i>	204A Hampshire Street Cambridge MA 02139	\$19,741.00	1.40%
7 <i>Crabtree McGrath Associates, Inc.</i>	161 Main Street Georgetown MA 01833	\$5,850.00	0.41%
8 <i>Fernandez & Associates</i>	63 Larkin Road Byfield MA 01922	\$8,775.00	0.62%
9 <i>Garcia, Galuska & DeSousa, Inc.</i>	370 Faunce Corner Road Dartmouth MA 02747	\$20,750.00	1.47%
10 <i>Green International Affiliates, Inc.</i>	407 Rear Mystic Ave. #25 Medford MA 02155	\$6,362.00	0.45%
11 <i>Lim Consultants, Inc.</i>	90 Hamilton Street Cambridge MA 02139	\$201,885.81	14.30%
12 <i>Lin Associates, Inc.</i>	2001 Beacon Street Brighton MA 02135	\$19,029.00	1.35%
13 <i>Ly Consulting Engineers, Inc.</i>	20 North Rd. Bedford MA 01730	\$13,436.00	0.95%
14 <i>Mikyoung Kim Design</i>	33a Harvard Street, #300 Brookline MA 02445	\$56,716.49	4.02%
15 <i>Pristine Engineers</i>	543 New State Highway Suite #5 Raynham Ma 02767	\$39,130.00	2.77%
16 <i>Richmond So Engineering Inc.</i>	741 Mt Auburn Street Watertown MA 02472	\$20,140.00	1.43%
17 <i>RSE Associates, Inc.</i>	63 Pleasant Street, Siute 200 Watertown MA 02472	\$261,710.00	18.54%
18 <i>RWM Engineering, Inc.</i>	1220 Adams Street, Suite 316 Boston MA 02124	\$990.00	0.07%
19 <i>SAR Engineering, Inc</i>	10 Granite Street Quincy MA 02169	\$55,990.00	3.97%
20 <i>Shekar & Associates</i>	775 Pleasant Street, #14 East Weymouth MA 02189	\$108,595.00	7.69%
21 <i>Shen Milsom & Wilke, Inc.</i>	417 Fifth Avenue New York NY 10016	\$15,125.00	1.07%
22 <i>V J Associates of New England, Inc.</i>	992 Great Plain Avenue, Suite 27 Needham MA 02492	\$148,975.00	10.55%
23 <i>VAV International, Inc.</i>	400 W. Cummings Park, Suite 4700 Woburn MA 01801	\$51,550.00	3.65%
Total:		\$1,411,454.59	100.00%

Report No. 7

**WBE Payments for Design Projects
Fiscal Year 2017**



Division of Capital Asset Management and Maintenance

WBE Payments for Design Projects In Fiscal Year 2017

Project #	Start Date	General Contractor WBE Firm	1st Quarter	2nd Quarter	3rd Quarter	4th Quarter	Total
BCC1301 DC 1*	9/5/2014	NBBJ Limited Partnership <i>Nitsch Engineering, Inc.</i>	\$1,800.00	\$375.00	\$0.00	\$2,500.00	\$4,675.00
			\$1,800.00	\$375.00	\$0.00	\$2,500.00	\$4,675.00
CME0902 DC 1*	4/8/2015	HDR Architecture, PC <i>CDW Consultants, Inc.</i>	\$23,291.00	\$0.00	\$594.00	\$5,130.00	\$29,015.00
		<i>Shadley Associates, PC.</i>	\$7,140.00	\$0.00	\$0.00	\$0.00	\$7,140.00
			\$30,431.00	\$0.00	\$594.00	\$5,130.00	\$36,155.00
DCP0708 HD 1*	7/20/2007	Livermore Edwards & Associates <i>Architectural Engineers, Inc.</i>	\$1,808.00	\$0.00	\$0.00	\$8,910.00	\$10,718.00
			\$1,808.00	\$0.00	\$0.00	\$8,910.00	\$10,718.00
DCP0908 HD 1*	12/18/2009	Studio G. Architects, Inc. <i>Nitsch Engineering, Inc.</i>	\$1,400.00	\$160.00	\$0.00	\$3,040.00	\$4,600.00
			\$1,400.00	\$160.00	\$0.00	\$3,040.00	\$4,600.00
DCP0908 HD 2*	2/23/2010	Ellenzweig Associates, Inc. <i>Nitsch Engineering, Inc.</i>	\$10,954.00	\$0.00	\$0.00	\$0.00	\$10,954.00
			\$10,954.00	\$0.00	\$0.00	\$0.00	\$10,954.00
DCP0908 HD 9*	4/28/2014	DiMella Shaffer Associates, Inc. <i>Michelle Crowley Landscape Architecture, LLC</i>	\$0.00	\$0.00	\$2,625.00	\$0.00	\$2,625.00
		<i>Nitsch Engineering, Inc.</i>	\$900.00	\$10,625.00	\$3,175.00	\$5,575.00	\$20,275.00
			\$900.00	\$10,625.00	\$5,800.00	\$5,575.00	\$22,900.00
DCP0909 HD 3*	9/12/2011	Arup USA Inc. <i>ICON Architecture Inc.</i>	\$0.00	\$0.00	\$9,675.00	\$0.00	\$9,675.00
			\$0.00	\$0.00	\$9,675.00	\$0.00	\$9,675.00



Division of Capital Asset Management and Maintenance

WBE Payments for Design Projects In Fiscal Year 2017

Project #	Start Date	General Contractor WBE Firm	1st Quarter	2nd Quarter	3rd Quarter	4th Quarter	Total
DCP0909 HD 4*	3/13/2013	Richard D. Kimball Co., Inc.					
		<i>Keville Enterprises, Inc.</i>	\$0.00	\$0.00	\$1,950.00	\$0.00	\$1,950.00
			\$0.00	\$0.00	\$1,950.00	\$0.00	\$1,950.00
DCP0910 HD 1*	11/4/2011	Simpson, Gumpertz & Heger, Inc.					
		<i>Copley Wolff Design Group, Inc.</i>	\$0.00	\$0.00	\$5,000.00	\$0.00	\$5,000.00
		<i>Judith Nitsch Engineering, Inc.</i>	\$0.00	\$8,112.02	\$0.00	\$0.00	\$8,112.02
		<i>Keville Enterprises, Inc.</i>	\$0.00	\$0.00	\$14,959.77	\$0.00	\$14,959.77
			\$0.00	\$8,112.02	\$19,959.77	\$0.00	\$28,071.79
DCP1213 HD 4*	9/5/2012	SEI Companies, Inc. - Boston aka WSP USA Corp					
		<i>Keville Enterprises, Inc.</i>	\$0.00	\$0.00	\$39,750.00	\$15,000.00	\$54,750.00
			\$0.00	\$0.00	\$39,750.00	\$15,000.00	\$54,750.00
DCP1213 HD 5*	12/18/2012	Arup USA Inc.					
		<i>ICON Architecture Inc.</i>	\$4,380.00	\$0.00	\$0.00	\$0.00	\$4,380.00
			\$4,380.00	\$0.00	\$0.00	\$0.00	\$4,380.00
DCP1213 HD 6*	12/18/2012	Fay, Spofford & Thorndike, Inc.					
		<i>Andelman & Lelek</i>	\$0.00	\$0.00	\$13,740.00	\$0.00	\$13,740.00
			\$0.00	\$0.00	\$13,740.00	\$0.00	\$13,740.00
DCP1418 HD 3*	11/5/2014	Richard D. Kimball Co., Inc.					
		<i>Nitsch Engineering, Inc.</i>	\$3,225.00	\$0.00	\$0.00	\$0.00	\$3,225.00
			\$3,225.00	\$0.00	\$0.00	\$0.00	\$3,225.00
DCP1529 HD 1*	8/6/2015	Clough Harbour & Associates, Inc.					
		<i>Keville Enterprises, Inc.</i>	\$15,975.00	\$0.00	\$0.00	\$6,000.00	\$21,975.00
			\$15,975.00	\$0.00	\$0.00	\$6,000.00	\$21,975.00



Division of Capital Asset Management and Maintenance

WBE Payments for Design Projects In Fiscal Year 2017

Project #	Start Date	General Contractor WBE Firm	1st Quarter	2nd Quarter	3rd Quarter	4th Quarter	Total
DCP1613 HD 5*	7/26/2016	EDM					
		<i>Lim Consultants Inc.</i>	\$0.00	\$0.00	\$0.00	\$12,300.00	\$12,300.00
		<i>Taveli and Haesche, LLC</i>	\$0.00	\$0.00	\$0.00	\$10,965.00	\$10,965.00
			\$0.00	\$0.00	\$0.00	\$23,265.00	\$23,265.00
DCP1613 HD 8*	1/28/2016	Kleinfelder/SEA					
		<i>Architectural Engineers, Inc.</i>	\$0.00	\$0.00	\$5,968.00	\$0.00	\$5,968.00
			\$0.00	\$0.00	\$5,968.00	\$0.00	\$5,968.00
DCP1630 HD 4*	8/10/2016	Consulting Engineering Services, LLC					
		<i>ICON Architecture Inc.</i>	\$0.00	\$0.00	\$0.00	\$5,463.00	\$5,463.00
			\$0.00	\$0.00	\$0.00	\$5,463.00	\$5,463.00
DCP1645 HD 7*	10/3/2016	Habeeb & Associates, Inc.					
		<i>North Bay Company, Inc.</i>	\$0.00	\$5,000.00	\$0.00	\$0.00	\$5,000.00
			\$0.00	\$5,000.00	\$0.00	\$0.00	\$5,000.00
DCP1645 HD 8*	8/3/2016	HDR Architecture, PC					
		<i>Architectural Engineers, Inc.</i>	\$0.00	\$0.00	\$0.00	\$8,450.00	\$8,450.00
			\$0.00	\$0.00	\$0.00	\$8,450.00	\$8,450.00
DCP1649 HD 1*	8/3/2016	Arup USA Inc.					
		<i>ICON Architecture Inc.</i>	\$0.00	\$0.00	\$20,000.00	\$0.00	\$20,000.00
			\$0.00	\$0.00	\$20,000.00	\$0.00	\$20,000.00
DCP1650 HD 3*	8/3/2016	RDK Engineers, Inc.					
		<i>Nitsch Engineering, Inc.</i>	\$0.00	\$0.00	\$11,172.00	\$13,034.00	\$24,206.00
		<i>Saam Architecture</i>	\$0.00	\$0.00	\$4,000.00	\$0.00	\$4,000.00
			\$0.00	\$0.00	\$15,172.00	\$13,034.00	\$28,206.00



Division of Capital Asset Management and Maintenance

WBE Payments for Design Projects In Fiscal Year 2017

Project #	Start Date	General Contractor WBE Firm	1st Quarter	2nd Quarter	3rd Quarter	4th Quarter	Total
DMH0501 DC 1	7/20/2007	Ellenzweig Associates, Inc.					
		<i>Nitsch Engineering, Inc.</i>	\$4,400.00	\$0.00	\$0.00	\$0.00	\$4,400.00
			\$4,400.00	\$0.00	\$0.00	\$0.00	\$4,400.00
DOC1507 DC 1*	9/6/2016	SMRT, Inc.					
		<i>Nitsch Engineering, Inc.</i>	\$0.00	\$0.00	\$12,000.00	\$8,693.75	\$20,693.75
			\$0.00	\$0.00	\$12,000.00	\$8,693.75	\$20,693.75
DOC1507 ST 1*	6/5/2015	SMRT, Inc.					
		<i>Nitsch Engineering, Inc.</i>	\$11,500.00	\$0.00	\$0.00	\$0.00	\$11,500.00
			\$11,500.00	\$0.00	\$0.00	\$0.00	\$11,500.00
DYS0701 DC 1*	3/23/2012	ICON Architecture Inc.					
		<i>Copley Wolff Design Group, Inc.</i>	\$0.00	\$500.00	\$0.00	\$0.00	\$500.00
		<i>Nitsch Engineering, Inc.</i>	\$700.00	\$2,800.00	\$0.00	\$0.00	\$3,500.00
			\$700.00	\$3,300.00	\$0.00	\$0.00	\$4,000.00
FRC0802 DC 1*	12/6/2011	Ellenzweig Associates, Inc.					
		<i>Archithetical Engineers, Inc.</i>	\$4,188.19	\$0.00	\$0.00	\$2,655.81	\$6,844.00
		<i>MoharDesign, LLC</i>	\$5,876.00	\$0.00	\$0.00	\$0.00	\$5,876.00
			\$10,064.19	\$0.00	\$0.00	\$2,655.81	\$12,720.00
HCC0801 DC 2*	4/8/2015	HKT Architects, Inc.					
		<i>Keville Enterprises, Inc.</i>	\$11,850.00	\$13,800.00	\$4,800.00	\$0.00	\$30,450.00
			\$11,850.00	\$13,800.00	\$4,800.00	\$0.00	\$30,450.00
NSC1102 DC 1*	6/12/2014	Shepley, Bulfinch, Richardson & Abbott					
		<i>Judith Nitsch Engineering, Inc.</i>	\$1,000.00	\$1,250.00	\$1,250.00	\$0.00	\$3,500.00
		<i>Towers Golde, LLC</i>	\$0.00	\$3,750.00	\$2,010.00	\$2,814.00	\$8,574.00
			\$1,000.00	\$5,000.00	\$3,260.00	\$2,814.00	\$12,074.00



Division of Capital Asset Management and Maintenance

WBE Payments for Design Projects In Fiscal Year 2017

Project #	Start Date	General Contractor WBE Firm	1st Quarter	2nd Quarter	3rd Quarter	4th Quarter	Total
POL1303 ST 1*	6/19/2014	Finegold Alexander Architects Inc.					
		<i>Copley Wolff Design Group, Inc.</i>	\$0.00	\$2,340.00	\$3,151.00	\$1,000.00	\$6,491.00
		<i>Preservation Technology Associates, Inc.</i>	\$0.00	\$0.00	\$1,600.00	\$0.00	\$1,600.00
		<i>Samiotes Consultants, Inc.</i>	\$0.00	\$0.00	\$0.00	\$1,924.00	\$1,924.00
			\$0.00	\$2,340.00	\$4,751.00	\$2,924.00	\$10,015.00
RCC1201 DC 1*	12/10/2013	Chan Krieger & Associates/NBBJ Limited Partnership					
		<i>Mikyong Kim Design</i>	\$24,750.00	\$8,250.00	\$1,650.00	\$6,415.20	\$41,065.20
		<i>Nitsch Engineering, Inc.</i>	\$3,150.00	\$1,350.00	\$0.00	\$1,440.00	\$5,940.00
			\$27,900.00	\$9,600.00	\$1,650.00	\$7,855.20	\$47,005.20
STC1402 DC 1*	4/8/2015	Ann Beha Architects, Inc.					
		<i>Nitsch Engineering, Inc.</i>	\$16,450.00	\$500.00	\$0.00	\$1,000.00	\$17,950.00
			\$16,450.00	\$500.00	\$0.00	\$1,000.00	\$17,950.00
TRC0105 DC 1*	2/26/2015	Finegold Alexander Architects Inc.					
		<i>Coco Raynes Associates Inc.</i>	\$0.00	\$2,250.00	\$36,000.00	\$26,945.00	\$65,195.00
		<i>Copley Wolff Design Group, Inc.</i>	\$14,850.00	\$22,390.00	\$24,200.00	\$3,365.00	\$64,805.00
		<i>Nitsch Engineering, Inc.</i>	\$10,000.00	\$13,000.00	\$7,900.00	\$2,700.00	\$33,600.00
			\$6,100.00	\$6,098.00	\$6,098.00	\$4,065.00	\$22,361.00
			\$30,950.00	\$43,738.00	\$74,198.00	\$37,075.00	\$185,961.00
TRC1209 DC 1*	4/3/2013	Perry Dean Rogers & Partners					
		<i>Nitsch Engineering, Inc.</i>	\$0.00	\$0.00	\$1,150.00	\$0.00	\$1,150.00
			\$0.00	\$0.00	\$1,150.00	\$0.00	\$1,150.00



Division of Capital Asset Management and Maintenance

WBE Payments for Design Projects In Fiscal Year 2017

Project #	Start Date	General Contractor WBE Firm	1st Quarter	2nd Quarter	3rd Quarter	4th Quarter	Total
TRC1403 ST 1*	4/28/2014	CGL RicciGreene Associates <i>Ellana, Inc.</i>	\$12,500.00	\$0.00	\$0.00	\$0.00	\$12,500.00
			\$12,500.00	\$0.00	\$0.00	\$0.00	\$12,500.00
UMA1201 DC 1	2/20/2014	Wilson Architects, Inc. <i>Horton Lees Brogden Lighting Design, Inc.</i>	\$8,400.00	\$1,800.00	\$480.00	\$600.00	\$11,280.00
		<i>MoharDesign, LLC</i>	\$500.00	\$300.00	\$0.00	\$0.00	\$800.00
		<i>Nitsch Engineering, Inc.</i>	\$2,520.00	\$3,600.00	\$1,800.00	\$720.00	\$8,640.00
		<i>Towers Golde, LLC</i>	\$566.50	\$5,999.76	\$7,320.00	\$6,405.00	\$20,291.26
			\$11,986.50	\$11,699.76	\$9,600.00	\$7,725.00	\$41,011.26
UMD1402 ST 1*	1/7/2015	Ellenzweig Associates, Inc. <i>Ellana, Inc.</i>	\$0.00	\$0.00	\$2,640.00	\$0.00	\$2,640.00
			\$0.00	\$0.00	\$2,640.00	\$0.00	\$2,640.00
UML1203 DC 1*	4/7/2014	Cambridge Seven Associates, Inc. <i>Nitsch Engineering, Inc.</i>	\$2,300.00	\$2,300.00	\$2,300.00	\$2,070.00	\$8,970.00
			\$2,300.00	\$2,300.00	\$2,300.00	\$2,070.00	\$8,970.00
WOR0801 DC 1	3/21/2013	Architectural Resources Cambridge <i>Nitsch Engineering, Inc.</i>	\$1,000.00	\$3,275.00	\$500.00	\$0.00	\$4,775.00
			\$1,000.00	\$3,275.00	\$500.00	\$0.00	\$4,775.00
WSC1201 DC 1*	1/29/2014	Cambridge Seven Associates, Inc. <i>Nitsch Engineering, Inc.</i>	\$909.30	\$1,039.20	\$0.00	\$0.00	\$1,948.50
		<i>Shadley Associates, PC.</i>	\$4,817.47	\$0.00	\$0.00	\$43.45	\$4,860.92
			\$5,726.77	\$1,039.20	\$0.00	\$43.45	\$6,809.42
Grand Total:			\$219,200.46	\$120,863.98	\$249,457.77	\$169,223.21	\$758,745.42

Report No. 8

**Women Payments Distribution
in Design Projects
Fiscal Year 2017**



Division of Capital Asset Management and Maintenance

Annual Report for Contract Compliance Women Payments Distribution In Design Projects Fiscal Year 2017

<i>WBE Firm</i>	<i>Address</i>	<i>WBE Payments</i>	<i>%</i>
1 <i>Andelman & Lelek</i>	1408 Providence Highway Norwood MA 02062	\$13,740.00	1.81%
2 <i>Architectural Engineers, Inc.</i>	38 Chauncy Street Boston MA 02111	\$31,980.00	4.21%
3 <i>CDW Consultants, Inc.</i>	111 Speen Street Suite 119 Framingham MA 01701	\$29,015.00	3.82%
4 <i>Coco Raynes Associates Inc.</i>	31A Dartmouth St. Boston MA 02116	\$65,195.00	8.59%
5 <i>Copley Wolff Design Group, Inc.</i>	160 Boylston Street, 4th Floor Boston MA 02116	\$76,796.00	10.12%
6 <i>Ellana, Inc.</i>	8 Faneuil Hall 3rd Floor Boston MA 02109	\$15,140.00	2.00%
7 <i>Horton Lees Brogden Lighting Design, Inc.</i>	233 Lewis Wharf Boston MA 02110	\$11,280.00	1.49%
8 <i>ICON Architecture Inc.</i>	38 Chauncy Street Boston MA 02111	\$39,518.00	5.21%
9 <i>Judith Nitsch Engineering, Inc.</i>	186 Lincoln Street Suite 200 Boston MA 02111-2403	\$11,612.02	1.53%
10 <i>Keville Enterprises, Inc.</i>	475 School Street Suite 11 Marshfield MA 02050	\$124,084.77	16.35%
11 <i>Lim Consultants Inc.</i>	90 Hamilton St. Cambridge MA 02139	\$12,300.00	1.62%
12 <i>Michelle Crowley Landscape Architecture, LLC</i>	281 Summer St Boston MA 02460	\$2,625.00	0.35%
13 <i>Mikyoung Kim Design</i>	33a Harvard Street, #300 Brookline MA 02445	\$41,065.20	5.41%
14 <i>MoharDesign, LLC</i>	1310 Broadway, Suite 101 Somerville MA 02144	\$6,676.00	0.88%
15 <i>Nitsch Engineering, Inc.</i>	2 Center Plaza Suite 340 Boston MA 02108	\$191,002.25	25.17%
16 <i>North Bay Company, Inc.</i>	125 Church St. Suite 90123 Pembroke MA 02359	\$5,000.00	0.66%
17 <i>Preservation Technology Associates, Inc.</i>	285 Reservoir Road Chestnut Hill MA 02467	\$1,600.00	0.21%
18 <i>Saam Architecture</i>	655 Summer Street Boston MA 02210	\$4,000.00	0.53%
19 <i>Samiotes Consultants, Inc.</i>	20 A Street Framingham MA 01701	\$1,924.00	0.25%
20 <i>Shadley Associates, PC.</i>	22 Normandy Road Lexington MA 02121	\$12,000.92	1.58%
21 <i>Stefura Associates, Inc.</i>	77 North Washington Street Boston MA 02114	\$22,361.00	2.95%
22 <i>Taveli and Haesche, LLC</i>	21 Old Warren Road Brookfield MA 01585	\$10,965.00	1.45%
23 <i>Towers Golde, LLC</i>	85 Willow Street New Haven CT 06511	\$28,865.26	3.80%
Total:		\$758,745.42	100.00%

Report No. 9

**Payments to MBE/WBE/Veteran Prime Contractors
(Design and Construction)
in FY2017**

FY 2017 EXPENDITURE DATA - MBE/WBE PRIMES ON DCAMM PROJECTS



Business Category	Prime Contractor Name	MBE/WBE Status*		Veteran	FY17 Total Pmts
		MBE	WBE		
Design	ANN BEHA ARCHITECTS INC		\$1,078,920		\$1,078,920
	ARCHITECTURAL ENGINEERS INC		\$38,772		\$38,772
	ARCHITERRA INC		\$423,824		\$423,824
	BARGMANN HENDRIE & ARCHETYPE INC.		\$441,054		\$441,054
	DIETZ & COMPANY ARCHITECTS INC		\$451,023		\$451,023
	DOMENECH HICKS & KROCKMALNIC	\$503,660			\$503,660
	FORT HILL INFRASTRUCTURE SVCS LLC			\$25,000	\$25,000
	GOLDMAN REINDORF ARCHITECTSINC		\$12,250		\$12,250
	ICON ARCHITECTUREINC		\$314,744		\$314,744
	LEERS WEINZAPFEL ASSOCS INC		\$776,971		\$776,971
	LIM CONSULTANTS INC	\$14,025	\$14,025		\$28,050
	LUNA DESIGN GROUP	\$4,437			\$4,437
	NITSCH ENGINEERING INC		\$113,247		\$113,247
	PACKARD DESIGN, INC.		\$30,262		\$30,262
	PERRY DEAN ROGERS & PARTNERS		\$216,594		\$216,594
	RWM ENGINEERING INC	\$500			\$500
	SHEPLEY BULFINCH RICHARDSON & ABBOTT INC		\$457,833		\$457,833
	SPALDING TOUGIAS ARCHITECTS		\$4,400		\$4,400
	STUDIO G ARCHITECTS INC		\$420,107		\$420,107
	TAYLOR & BURNS INC		\$58,400		\$58,400
VAV INTERNATIONAL INC	\$106,151			\$106,151	
VOLTREK, LLC		\$9,000		\$9,000	
Design Prime Total**	Count = 22 Firms	\$628,773	\$4,861,426	\$25,000	\$5,515,200
Construction	ADAMS PLUMBING & HEATING, INC.		\$980,301		\$980,301
	ALARES LLC			\$8,200	\$8,200
	ANNESE ELECTRICAL SERVICES INC		\$270,973		\$270,973
	BANKS II QUAN ASSOCIATES		\$101,846		\$101,846
	B C CONSTRUCTION CO INC			\$126,485	\$126,485
	CAPACCIO ENVIRONMENTAL ENG INC		\$29,412		\$29,412
	CDW CONSULTANTS INC	\$23,135	\$23,135		\$46,269
	CHARTER ENVIRONMENTAL INC	\$133,630			\$133,630
	CORNERSTONE CONSTRUCTION SERVICES LLC			\$465,431	\$465,431
	DAGLE ELECTRICAL CONSTR CORP		\$1,919,119		\$1,919,119
	DELUCCA FENCE COMPANY INC		\$6,000		\$6,000
	ENFIELD ENTERPRISES INC	\$3,000			\$3,000
	FOLAN WATERPROOFING		\$9,702		\$9,702
	FORT HILL INFRASTRUCTURE SVCS LLC			\$201,055	\$201,055
	FS ENGINEERS INC	\$27,252			\$27,252
	GENERAL AIR CONDITIONING	\$38,863			\$38,863
	HFSE INC		\$13,937		\$13,937
	J & J CONTRACTORS INC	\$2,590			\$2,590
	KEVILLE ENTERPRISES INC		\$110,698		\$110,698
	LIM CONSULTANTS INC	\$4,000	\$4,000		\$8,000
	PROAV SYSTEMS INC	\$3,257	\$3,257		\$6,514
	RAMCO SURVEY STAKES INC		\$112,378		\$112,378
	SHEPLEY BULFINCH RICHARDSON & ABBOTT INC		\$35,220		\$35,220
	SIGN DESIGN INC		\$4,965		\$4,965
	THE GARDEN CONTINUUM, INC.		\$12,835		\$12,835
	UNITED ELEVATOR COMPANY, INC.		\$23,920		\$23,920
Construction Prime Total**	Count = 26 Firms	\$235,727	\$3,661,697	\$801,172	\$4,698,594
Grand Total - All MBE/WBE/Veteran Primes		\$864,500	\$8,523,123	\$826,172	\$10,213,794

Source: Data extracted from MMARS statewide accounting system, November 2017 using design and construction-related MMARS object codes.

*Payment amounts have been split between MBE and WBE categories for firms SDO certified as both MBE and WBE.

**Any payments identified from the primes to other MBEs or WBEs will be deducted in final annual calculations ("Net Prime" payments) to eliminate double-counting.

Report No. 10

**Construction Project Awards
Fiscal Year 2017**



Division of Capital Asset Management and Maintenance

Annual Report for Contract Compliance Construction Project Awards Fiscal Year 2017

<i>Project No</i>	<i>Project Name</i>	<i>Date</i>	<i>Award</i>	<i>MBE Award</i>	<i>%</i>	<i>WBE Award</i>	<i>%</i>
<i>AEP1415E UT 1</i>	Accelerated Energy Program Utility Contract	9/6/2016	\$444,656.00	\$0.00	0.00%	\$0.00	0.00%
<i>AEP1602E UT 1</i>	Amory Military Division Western MA	8/4/2016	\$500,000.00	\$10,290.00	2.06%	\$0.00	0.00%
<i>AEP1702 EUT 1</i>	AEP - DCR Various Sites	3/1/2017	\$524,218.00	\$7,000.00	1.34%	\$0.00	0.00%
<i>BSD1401E EC 1</i>	Bristol County Sheriff's Office Facilities-Energy and Water Upgrades	4/27/2017	\$9,919,653.00	\$783,622.00	7.90%	\$265,000.00	2.67%
<i>CHE1501 HC 1</i>	Envelope Repairs - Chelses Soldiers' Home	6/19/2017	\$2,741,000.00	\$0.00	0.00%	\$0.00	0.00%
<i>CME0902 DC 1</i>	Office of Chief Medical Examiner West/Central Combined Facility	2/23/2017	\$8,806,200.00	\$252,500.00	2.87%	\$826,861.00	9.39%
<i>DCP1422 HC 1</i>	McCormack Building Accessibilities Upgrades	8/3/2016	\$993,100.00	\$31,000.00	3.12%	\$95,500.00	9.62%
<i>DCP1448 HC 1</i>	McCormack Building Cafeteria Renovations	1/27/2017	\$521,447.00	\$77,597.00	14.88%	\$6,300.00	1.21%
<i>DCP1514 HC 1</i>	Bryan Building - Mothball & Utility Separation	5/16/2017	\$4,454,000.00	\$85,000.00	1.91%	\$379,300.00	8.52%
<i>DCP1519 HC 1</i>	McCormack Building Childrens Center Reno	9/6/2016	\$537,800.00	\$3,500.00	0.65%	\$54,000.00	10.04%
<i>DCP1532 FC 1</i>	Hurley Building Toilets	3/16/2017	\$529,700.00	\$0.00	0.00%	\$60,468.00	11.42%
<i>DCP1712 OM 2</i>	Job Order Contracting for General Contractor Services - Central Region	12/28/2016	\$1,000,000.00	\$0.00	0.00%	\$18,655.00	1.87%
<i>DCP1715 EM 1</i>	McCormack Building Emergency- Replace Boilers	10/11/2016	\$391,650.00	\$0.00	0.00%	\$0.00	0.00%
<i>DCP1740 EM 1</i>	MITC - Emergency Cooling Tower Repairs	5/31/2017	\$584,000.00	\$0.00	0.00%	\$0.00	0.00%
<i>DCP1740 EM 3</i>	MITC Emergency Temporary Cooling Equipment	6/15/2017	\$152,664.00	\$0.00	0.00%	\$0.00	0.00%
<i>DCR1110 DC 1</i>	North Point New Maintenance Facility	5/18/2017	\$15,000,000.00	\$0.00	0.00%	\$0.00	0.00%
<i>DCR1602 HC 1</i>	Refrigeration of Building 2	11/16/2016	\$3,474,700.00	\$225,000.00	6.48%	\$0.00	0.00%
<i>DEP0501 HC 1</i>	Wall Experiment Station - Domestic Water Upgrade	11/9/2016	\$261,677.00	\$17,000.00	6.50%	\$17,600.00	6.73%
<i>DMH1301 DC 1</i>	Solomon Carter Fuller Mental Center	5/2/2017	\$7,597,000.00	\$190,135.00	2.50%	\$816,000.00	10.74%
<i>DMH1601 FC 1</i>	Taunton State Hospital Improvements	12/8/2016	\$1,156,000.00	\$15,000.00	1.30%	\$120,000.00	10.38%
<i>DMH1604 HC 1</i>	Emergency Power to Air Conditioning System Worcester Recovery Center and Hospital	9/14/2016	\$298,000.00	\$0.00	0.00%	\$0.00	0.00%
<i>DOC1701 FC 1</i>	MCI Framingham - 4 Cottages Window Replacement	4/4/2017	\$3,117,000.00	\$3,117,000.00	00.00%	\$0.00	0.00%
<i>DYS1602 HC 1</i>	Telecomm System Relocation	2/14/2017	\$329,000.00	\$33,580.00	10.21%	\$4,250.00	1.29%



Division of Capital Asset Management and Maintenance

Annual Report for Contract Compliance Construction Project Awards Fiscal Year 2017

<i>Project No</i>	<i>Project Name</i>	<i>Date</i>	<i>Award</i>	<i>MBE Award</i>	<i>%</i>	<i>WBE Award</i>	<i>%</i>
<i>FSC1301E EC 1</i>	Fitchburg State University Energy/Water Retrofit	9/14/2016	\$8,614,795.00	\$0.00	0.00%	\$900,000.00	10.45%
<i>HSD1502 FC 1</i>	Emergency Generators and Rooftop HVAC Units Hampshire Jail and HOC	2/28/2017	\$2,590,000.00	\$71,700.00	2.77%	\$465,000.00	17.95%
<i>IFM1701 AD 1</i>	Elevator Maintenance Certain Buildings	2/10/2017	\$178,650.00	\$0.00	0.00%	\$0.00	0.00%
<i>ITD0901 HC 2</i>	ITD Springfield Data Center MEP Completion Items	1/9/2017	\$544,544.00	\$0.00	0.00%	\$544,544.00	00.00%
<i>MBC1601 HC 1</i>	Mass. Bay Community College - HVAC Upgrades	6/20/2017	\$1,419,100.00	\$0.00	0.00%	\$0.00	0.00%
<i>MIL1454 FC 1</i>	Quincy Armory Military MEP Upgrades	3/20/2017	\$3,448,438.00	\$351,649.00	10.20%	\$232,475.90	6.74%
<i>MMA1502 FC 1</i>	Mass Maritime Academy Blinn Hall- Envelope Repairs	8/26/2016	\$1,262,618.00	\$77,300.00	6.12%	\$44,100.00	3.49%
<i>POL1402 FC 1</i>	Multiple State Police Baracks- Cell Renovations	9/28/2016	\$1,541,600.00	\$144,044.00	9.34%	\$20,250.00	1.31%
<i>SDF1401E EC 1</i>	Sheriff's Department Franklin - Energy/Water Design/Build Project	3/13/2017	\$5,554,760.00	\$351,500.00	6.33%	\$244,015.00	4.39%
<i>SDN1501E EC 1</i>	Norfolk Sheriff's Office Energy Project	3/6/2017	\$3,874,413.00	\$347,850.00	8.98%	\$55,708.00	1.44%
<i>SSA1201 DC 2</i>	Dining Commons & Administration Wing Upgrades Salem State University	10/13/2016	\$242,250.00	\$13,610.00	5.62%	\$12,091.00	4.99%
<i>STC1701 FC 1</i>	STCC Building 13 and 17 Generator Replacement	5/10/2017	\$1,780,000.00	\$0.00	0.00%	\$118,600.00	6.66%
<i>TRC1214 HC 1</i>	Various Improvements/Renovations, Haverhill District Court	2/23/2017	\$5,940,700.00	\$517,200.00	8.71%	\$102,633.00	1.73%
<i>TRC1354 FC 1</i>	Exterior Improvements Marlbororough District Court	7/20/2016	\$1,122,589.00	\$0.00	0.00%	\$100,539.00	8.96%
<i>VET1402 FC 1</i>	Veterans Cemetery Deferred Maintenance MEP Systems	1/27/2017	\$352,200.00	\$57,000.00	16.18%	\$9,125.00	2.59%
<i>Totals:</i>			\$101,800,122.00	\$6,780,077.00	6.66%	\$5,513,014.90	5.42%

Projects With MBE and/or WBE Awards of Zero are Waived Projects Awarded to Non-M/WBEs.

Report No. 11

**Minority Participation in Construction Projects
FY 2017**



Division of Capital Asset Management and Maintenance

Annual Report for Contract Compliance Minority Participation In Construction Projects Fiscal Year 2017

<i>Project No</i>	<i>General Contractor</i>	<i>MBE Firm</i>	<i>Address</i>	<i>Nature of Participation</i>	<i>MBE Award</i>	<i>%</i>
<i>AEP1602E UT 1</i>	Universal Electric Company, Inc.	<i>M G Denson Electric</i>	4 Havard Street Springfield, MA 01109	retro fit electrical	\$10,290.00	2.06%
<i>AEP1702 EUT 1</i>	Rise Engineering	<i>Batallas Electric Inc</i>	44 Belmont St Fitchburg, MA 04120	FITP3 Fitchburg Pool - Lighting retrofit equipment	\$7,000.00	1.34%
<i>BSD1401E EC 1</i>	Enterprise Equipment Co.	<i>Building Science & Construction, Inc.</i>	300 Trade Center Suite 3690 Woburn, MA 01801	L&M install spray insulation Ash Street Facility EMC # 20B	\$296,107.00	2.99%
		<i>Maria Fallon Electrical Services, LLC</i>	107 Hillview Road Westwood, MA 02090	Sub to EMC potential sub to JM Electric install mainly except will provide conduit and wire and install parts provided by EMCS for air handling units in N. Dartmouth. LOI states DDC Controls ECM's 4.10D (a), (b) & ©	\$407,515.00	4.11%
		<i>Taunton Electrical Corporation</i>	P.O. Box 460 East Taunton, MA 02718	Sub to Intelligent Conservation Services (ICS) L&M I-CON Retrofit ECM # 5.2D & 5.2B	\$80,000.00	0.81%
<i>CME0902 DC 1</i>	Orlando Annulli & Sons, Inc.	<i>Titan Roofing, Inc.</i>	70 Orange Street Chicopee, MA 01013	epdm roofing	\$252,500.00	2.87%
<i>DCPI422 HC 1</i>	Northern Contracting Corp.	<i>General Air Conditioning & Heating, Inc.</i>	20 Seaver Street Dorchester, MA 02121	hvac L&M	\$24,000.00	2.42%
		<i>Bryant Williams Painting Company, Inc.</i>	19 1/2 Manipose Stree P.O. Box 481 Hyde Park, MA 02136	Section # 9900	\$7,000.00	0.70%
<i>DCPI448 HC 1</i>	APC Development Group, Inc.					



Division of Capital Asset Management and Maintenance

Annual Report for Contract Compliance Minority Participation In Construction Projects Fiscal Year 2017

<i>Project No</i>	<i>General Contractor</i>	<i>MBE Firm</i>	<i>Address</i>	<i>Nature of Participation</i>	<i>MBE Award</i>	<i>%</i>
		<i>CDS Contracting Services, LLC</i>	456 Main Street Hanson, MA 02341	PO Box 809 ELE FSB	\$77,597.00	14.88%
<i>DCP1514 HC 1</i>	TRAC Builders	<i>Acme Abatement Contractor, Inc.</i>	52 Fuller Street, PO B Seekonk, MA 02771	Abatement	\$85,000.00	1.91%
<i>DCP1519 HC 1</i>	Northern Contracting Corp.	<i>Bryant Williams Painting Company, Inc.</i>	19 1/2 Manipose Stree Hyde Park, MA 02136	P.O. Box 481 Painting	\$3,500.00	0.65%
<i>DCR1602 HC 1</i>	Tower Construction	<i>Tavares, LLC</i>	250 West Park Street Providence, RI 02908	Demo	\$225,000.00	6.48%
<i>DEP0501 HC 1</i>	Waterline Industries Corp.	<i>Total Mechanical Service Corp.</i>	9 Natalie Way Plymouth, MA 02360	Labor & Material	\$17,000.00	6.50%
<i>DMH1301 DC 1</i>	Calhess Restoration & Weatherproofing, Inc	<i>General Air Conditioning & Heating, Inc.</i>	20 Seaver Street Dorchester, MA 02121	HVAC	\$190,135.00	2.50%
<i>DMH1601 FC 1</i>	WES Construction Corp.	<i>Don Martin Corp.</i>	475 School Street Mansfield, MA 02050	Unit 6 Paving Labor & Material	\$15,000.00	1.30%
<i>DOC1701 FC 1</i>	J & J Contractors, Inc.	<i>J & J Contractors, Inc.</i>	35 Market Street, Suit Lowell, MA 01852	Provide Superintendent, Foreman, Safety, General Labor for cleanup and miscellaneous items	\$2,760,000.00 \$357,000.00	11.45%
<i>DYS1602 HC 1</i>	Cullen Electrical Contractors					



Division of Capital Asset Management and Maintenance

Annual Report for Contract Compliance Minority Participation In Construction Projects Fiscal Year 2017

<i>Project No</i>	<i>General Contractor</i>	<i>MBE Firm</i>	<i>Address</i>	<i>Nature of Participation</i>	<i>MBE Award</i>	<i>%</i>
<i>HSD1502 FC 1</i>	Millenium Builders, Inc.	<i>Don Martin Corp.</i>	475 School Street Unit 6 Mansfield, MA 02050	Paving	\$33,580.00	10.21%
		<i>Henry General Contrators, Inc</i>	265 Poole Street Ludlow, MA 01056	Excavation	\$30,000.00	1.16%
<i>MIL1454 FC 1</i>	B.C. Construction Co., Inc.	<i>Quality Renovations</i>	P.O. Box534 West Springfield, MA 01090	Demo Framing Drywall	\$41,700.00	1.61%
		<i>CDS Contracting Services, LLC</i>	456 Main Street PO Box 809 Hanson, MA 02341	Labor and Materials	\$300,049.00	8.70%
<i>MMA1502 FC 1</i>	Mill City Construction Inc.	<i>Middlesex Commercial Sales</i>	141 Middlesex Road Tyngsborough, MA 01879	Labor and Material	\$51,600.00	1.50%
		<i>Lanco Scaffolding Inc.</i>	33 Earle Street Somerville, MA 02143	Furnish and install on-site scaffolding	\$77,300.00	6.12%
<i>POL1402 FC 1</i>	Casby Brothers	<i>RM Technologies, Inc.</i>	33 Franklin Street Lawrence, MA 01840	ACM, Demo, HazMat, sitework	\$137,924.00	8.95%
		<i>Herbert Construction & Tile Co., Inc.</i>	471 N Main St Brockton, MA 02301	Ceramic Tile	\$6,120.00	0.40%
<i>SDF1401E EC 1</i>	Millenium Builders, Inc.	<i>Evermore Light and Power</i>	1615 Shawsheen St U Tewksbury, MA 01876	Install Photovoltaic System Install ductbank for power and communications	\$317,500.00	5.72%
		<i>Titan Roofing, Inc.</i>	70 Orange Street Chicopee, MA 01013	Roofing	\$34,000.00	0.61%
<i>SDN1501E EC 1</i>	Thielsch Engineering					



Division of Capital Asset Management and Maintenance

Annual Report for Contract Compliance Minority Participation In Construction Projects Fiscal Year 2017

<i>Project No</i>	<i>General Contractor</i>	<i>MBE Firm</i>	<i>Address</i>	<i>Nature of Participation</i>	<i>MBE Award</i>	<i>%</i>
<i>SSA1201 DC 2</i>	C.J.M. Services, Inc.	<i>Batallas Electric Inc</i>	44 Belmont St Fitchburg, MA 04120	Labor and Materials	\$347,850.00	8.98%
		<i>GMT Construction & Painting Services Corp.</i>	3 Bethany Way Sterling, MA 01564	Painting	\$4,510.00	1.86%
		<i>Premier Abatement & Labor Services, Inc.</i>	10 Falcon Street Methuen, MA 01844	Asbestos Abatement	\$9,100.00	3.76%
<i>TRC1214 HC 1</i>	M. O'Connor Contracting Inc.	<i>AD Contracting Services Corp.</i>	P.O. Box 31 Methuen, MA 01844	Demolition and Asbestos Abatement Labor & Materials	\$345,000.00	5.81%
		<i>North Shore Steel Co., Inc.</i>	16 Oakville Street Lynn, MA 01905	Misc and Ornamental Iron	\$172,200.00	2.90%
<i>VET1402 FC 1</i>	Marois Construction Co., Inc	<i>Titan Roofing, Inc.</i>	70 Orange Street Chicopee, MA 01013	roof	\$57,000.00	16.18%
		Total:				\$6,780,077.00

Report No. 12

**Minority Awards Distribution in Construction Projects
Fiscal Year 2017**



Division of Capital Asset Management and Maintenance

Annual Report for Contract Compliance Minority Awards Distribution In Construction Projects Fiscal Year 2017

<i>MBE Firm</i>	<i>Address</i>	<i>MBE Award</i>	<i>%</i>
1 <i>Acme Abatement Contractor, Inc.</i>	52 Fuller Street, PO Box 33 Seekonk MA 02771	\$85,000.00	1.25%
2 <i>AD Contracting Services Corp.</i>	P.O. Box 31 Methuen MA 01844	\$345,000.00	5.09%
3 <i>Batallas Electric Inc</i>	44 Belmont St Fitchburg MA 04120	\$354,850.00	5.23%
4 <i>Bryant Williams Painting Company, Inc.</i>	19 1/2 Manipose Street P.O. Box 481 Hyde Park MA 02136	\$10,500.00	0.15%
5 <i>Building Science & Construction, Inc.</i>	300 Trade Center Suite 3690 Woburn MA 01801	\$296,107.00	4.37%
6 <i>CDS Contracting Services, LLC</i>	456 Main Street PO Box 809 Hanson MA 02341	\$377,646.00	5.57%
7 <i>Don Martin Corp.</i>	475 School Street Unit 6 Mansfield MA 02050	\$48,580.00	0.72%
8 <i>Evermore Light and Power - 1</i>	1615 Shawsheen St Unit 8 Tewksbury MA 01876	\$317,500.00	4.68%
9 <i>General Air Conditioning & Heating, Inc.</i>	20 Seaver Street Dorchester MA 02121	\$214,135.00	3.16%
10 <i>GMT Construction & Painting Services Corp.</i>	3 Bethany Way Sterling MA 01564	\$4,510.00	0.07%
11 <i>Henry General Contrators, Inc</i>	265 Poole Street Ludlow MA 01056	\$30,000.00	0.44%
12 <i>Herbert Construction & Tile Co., Inc.</i>	471 N Main St Brockton MA 02301	\$6,120.00	0.09%
13 <i>J & J Contractors, Inc.</i>	35 Market Street Suite 401 Lowell MA 08152	\$3,117,000.00	45.97%
14 <i>Lanco Scaffolding Inc.</i>	33 Earle Street Somerville MA 02143	\$77,300.00	1.14%
15 <i>M G Denson Electric</i>	4 Havard Street Springfield MA 01109	\$10,290.00	0.15%
16 <i>Maria Fallon Electrical Services, LLC</i>	107 Hillview Road Westwood MA 02090	\$407,515.00	6.01%
17 <i>Middlesex Commercial Sales</i>	141 Middlesex Road Tyngsborough MA 01879	\$51,600.00	0.76%
18 <i>North Shore Steel Co., Inc.</i>	16 Oakville Street Lynn MA 01905	\$172,200.00	2.54%
19 <i>Premier Abatement & Labor Services, Inc.</i>	10 Falcon Street Methuen MA 01844	\$9,100.00	0.13%
20 <i>Quality Renovations</i>	P.O. Box534 West Springfield MA 01090	\$41,700.00	0.62%
21 <i>RM Technologies, Inc.</i>	33 Franklin Street Lawrence MA 01840	\$137,924.00	2.03%
22 <i>Taunton Electrical Corporation</i>	P.O. Box 460 East Taunton MA 02718	\$80,000.00	1.18%
23 <i>Tavares, LLC</i>	250 West Park Street Providence RI 02908	\$225,000.00	3.32%
24 <i>Titan Roofing, Inc.</i>	70 Orange Street Chicopee MA 01013	\$91,000.00	1.34%
25 <i>Titan Roofing, Inc. - 1</i>	70 Orange Street Chicopee MA 01013	\$252,500.00	3.72%
26 <i>Total Mechanical Service Corp.</i>	9 Natalie Way Plymouth MA 02360	\$17,000.00	0.25%



Division of Capital Asset Management and Maintenance

Annual Report for Contract Compliance
Minority Awards Distribution In Construction Projects
Fiscal Year 2017

<i>MBE Firm</i>	<i>Address</i>	<i>MBE Award</i>	<i>%</i>	
		<i>Total:</i>	\$6,780,077.00	100.00%

Report No. 13

**Women Participation in Construction Projects
Fiscal Year 2017**



Division of Capital Asset Management and Maintenance

Quarterly Report for Contract Compliance Women Participation In Construction Projects Fiscal Year 2017 - First, Second, Third, Fourth Quarter

<i>Project No</i>	<i>General Contractor</i>	<i>WBE Firm</i>	<i>Address</i>	<i>Nature of Participation</i>	<i>WBE Award</i>	<i>%</i>
<i>BSD1401E EC 1</i>	Enterprise Equipment Co.	<i>Spindle City Insulation, Inc.</i>	524 Mt. Pleasant Stree P.O. Box 9303 Fall River, MA 02720	L&M Install Pipe and Duct Insulation	\$100,000.00	1.01%
		<i>Fraser Engineering Company Inc.</i>	65 Court Street P.O. Box 9142 Newton, MA 02460	sub to ICS plumb retrofit 5.2 B & D	\$165,000.00	1.66%
<i>CME0902 DC 1</i>	Orlando Annulli & Sons, Inc.	<i>Adams Plumbing & Heating, Inc.</i>	43 Printworks Drive Adams, MA 01220	Plumb/Heating	\$345,200.00	4.00%
		<i>Avid Ironworks, Inc.</i>	40 Rose Street Springfield, MA 01104	supply/install misc metals and stairs	\$141,000.00	1.63%
		<i>LAL Masonry Co. Inc.</i>	390 Lincoln Avenue Saugus, MA 01906	supply/install mason	\$226,000.00	2.62%
		<i>New England Floor and Wall</i>	121 Summit Lock Rd. Westfield, MA 01085	Diiv 03 concretesec 033543 grind, polish, sealer	\$16,648.00	0.19%
		<i>Wilkem Scientific</i>	P.O. Box 301 Pawtucket, RI 02860	Supple & Install fidge, freezer, drying cabinets	\$47,953.00	0.56%
		<i>Willow Tree Outdoor, LLC</i>	1 Federal St Building 1 Springfield, MA 01102	Landscaping	\$50,060.00	0.58%
<i>DCP1422 HC 1</i>	Northern Contracting Corp.	<i>Jackson Glass, Inc.</i>	3195 Washington St. Jamaica Plain, MA 02130	section 84113 L&M section 8800 L&M	\$38,500.00	3.88%
		<i>EDM Construction, Inc.</i>	PO Box 35 Byfield, MA 01922	Furnish and install misc metals	\$51,000.00	5.14%
		<i>J.A.J. Tile Company</i>	21 Prescott St Medford, MA 02155	Instal Floor Tile	\$6,000.00	0.60%
<i>DCP1448 HC 1</i>	APC Development Group, Inc.					



Division of Capital Asset Management and Maintenance

Quarterly Report for Contract Compliance Women Participation In Construction Projects Fiscal Year 2017 - First, Second, Third, Fourth Quarter

<i>Project No</i>	<i>General Contractor</i>	<i>WBE Firm</i>	<i>Address</i>	<i>Nature of Participation</i>	<i>WBE Award</i>	<i>%</i>
		<i>Hub Glass Services, Inc.</i>	216 McGrath Highway Somerville, MA 02143	Aluminum Storefront & Tempered Glass Doors	\$6,300.00	1.21%
<i>DCP1514 HC 1</i>	TRAC Builders	<i>Annese Electrical</i>	280 Libbey Parkway Weymouth, MA 02189	Electrical	\$379,300.00	8.52%
<i>DCP1519 HC 1</i>	Northern Contracting Corp.	<i>Jackson Glass, Inc.</i>	3195 Washington St. Jamaica Plain, MA 02130	Labor & Material	\$22,000.00	4.09%
		<i>L & L Contracting, Inc.</i>	25 Hayward Street Braintree, MA 02184	Labor & Material	\$32,000.00	5.95%
<i>DCP1532 FC 1</i>	Integrated Facilities Construction	<i>West Floor Covering, Inc</i>	42 Winter St Suite 11 Pembroke, MA 02359	Ceramic tile	\$60,468.00	11.42%
<i>DCP1712 OM 2</i>	N.E.L. Corp.	<i>Strategic Environmental Services, Inc.</i>	362 Putnam Hill Rd Sutton, MA 01590	Asbestos Abatement	\$18,655.00	1.87%
<i>DEP0501 HC 1</i>	Waterline Industries Corp.	<i>J. Cougler, Inc.</i>	29 Shore Road Ext West Harwich, MA 02671	Labor & Material	\$17,600.00	6.73%
<i>DMH1301 DC 1</i>	Calhess Restoration & Weatherproofing, Inc	<i>Annese Electrical</i>	280 Libbey Parkway Weymouth, MA 02189	Electrical	\$816,000.00	10.74%
<i>DMH1601 FC 1</i>	WES Construction Corp.	<i>American Electrical Construction</i>	180 South Meadow Rd Plymouth, MA 02360	Electrical & Material	\$120,000.00	10.38%
<i>DYS1602 HC 1</i>	Cullen Electrical Contractors	<i>Central Electrical</i>	130 Ford St Brockton, MA 02301	Material Only	\$4,250.00	1.29%



Division of Capital Asset Management and Maintenance

Quarterly Report for Contract Compliance Women Participation In Construction Projects Fiscal Year 2017 - First, Second, Third, Fourth Quarter

<i>Project No</i>	<i>General Contractor</i>	<i>WBE Firm</i>	<i>Address</i>	<i>Nature of Participation</i>	<i>WBE Award</i>	<i>%</i>
FSC1301E EC 1	American Development Institute, LLC	<i>Fraser Engineering Company Inc.</i>	65 Court Street P.O. Box 9142 Newton, MA 02460	HVAC & Mechanical ECMs 4.11A, 4.11B, 4.12,14.04,15.03,17.02,17.04,17.01B	\$900,000.00	10.45%
HSD1502 FC 1	Millenium Builders, Inc.	<i>Adams Plumbing & Heating, Inc.</i>	43 Printworks Drive Adams, MA 01220	HVAC L & M	\$465,000.00	17.95%
MIL1454 FC 1	B.C. Construction Co., Inc.	<i>Banner Environmental Services, Inc.</i>	16 Back River Way Duxbury, MA 02332	Labor and Material	\$66,885.00	1.94%
		<i>L & L Contracting, Inc.</i>	25 Hayward Street Braintree, MA 02184	Labor and Material	\$82,500.00	2.39%
		<i>Rebars & Mesh, Inc.</i>	111 Avco Road Haverhill, MA 01835	Materials Only	\$1,007.90	0.03%
		<i>West Floor Covering, Inc</i>	42 Winter St Suite 11 Pembroke, MA 02359	Labor and Material	\$82,083.00	2.38%
MMA1502 FC 1	Mill City Construction Inc.	<i>Folan Waterproofing & Construction Co., Inc.</i>	795 Washington St. South Easton, MA 02375	Waterproofing, damp proofing and caulking	\$44,100.00	3.49%
POL1402 FC 1	Casby Brothers	<i>DePaoli Mosaic Company Inc.</i>	52 York Avenue Randolph, MA 02368	Terraz	\$20,250.00	1.31%
SDF1401E EC 1	Millenium Builders, Inc.	<i>Fillion's Landscaping Inc.</i>	111 Carver Street Granby, MA 01033	Light excavation and repair	\$18,200.00	0.33%
		<i>L.K. Sheet Metal, Inc.</i>	35 Wrobel Place East Hartford, CT 06108	Labor and material for installation of EVR's	\$220,815.00	3.98%



Division of Capital Asset Management and Maintenance

Quarterly Report for Contract Compliance Women Participation In Construction Projects Fiscal Year 2017 - First, Second, Third, Fourth Quarter

<i>Project No</i>	<i>General Contractor</i>	<i>WBE Firm</i>	<i>Address</i>	<i>Nature of Participation</i>	<i>WBE Award</i>	<i>%</i>
		<i>Triton Leasing & Rental, Inc.</i>	279 B Garden Street Feeding Hills, MA 01030	Demolition	\$5,000.00	0.09%
<i>SDN1501E EC 1</i>	Thielsch Engineering					
		<i>Fraser Engineering Company Inc.</i>	65 Court Street Newton, MA 02460	P.O. Box 9142 Plumbing and labor	\$55,708.00	1.44%
<i>SSA1201 DC 2</i>	C.J.M. Services, Inc.					
		<i>All State Waste, Inc.</i>	376 Washington St. Norwell, MA 02061	Waste Disposal	\$5,000.00	2.06%
		<i>J.J. Galvin Electric</i>	164 Adams Street Newton, MA 02458	Electrical/ Labor and Material	\$7,091.00	2.93%
<i>STC1701 FC 1</i>	LeVangie Electric Co. Inc.					
		<i>American Electrical Construction</i>	180 South Meadow Rd Plymouth, MA 02360	Labor & Material	\$90,000.00	5.06%
		<i>Turtle and Hughes</i>	76 Teed Drive Randolph, MA 02368	Labor & Material	\$28,600.00	1.61%
<i>TRC1214 HC 1</i>	M. O'Connor Contracting Inc.					
		<i>Back Bay Concrete</i>	87 New Salem Street Wakefield, MA 01880	Labor and Materials for slab on grade	\$38,000.00	0.64%
		<i>Division 10 Specialties Inc.</i>	811 Washington St. U Pembroke, MA 02359	Specialities labor and material	\$18,604.00	0.31%
		<i>Greenfield Glass Co., Inc.</i>	52 River Street Greenfield, MA 01301	Labor and materials for storefront and glazing	\$30,200.00	0.51%
		<i>Modulease Corporation</i>	27 Brentwood Road Chelmsford, MA 01863	Labor and materials for trailer and fence rental	\$15,210.00	0.26%
		<i>Rebars & Mesh, Inc.</i>	111 Avco Road Haverhill, MA 01835	Rebars material only	\$619.00	0.01%
<i>TRC1354 FC 1</i>	Mill City Construction Inc.					



Division of Capital Asset Management and Maintenance

Quarterly Report for Contract Compliance Women Participation In Construction Projects Fiscal Year 2017 - First, Second, Third, Fourth Quarter

<i>Project No</i>	<i>General Contractor</i>	<i>WBE Firm</i>	<i>Address</i>	<i>Nature of Participation</i>	<i>WBE Award</i>	<i>%</i>
		<i>EDM Construction, Inc.</i>	PO Box 35 Byfield, MA 01922	Misc. Metals & Orn Iron; scope decreased by DCAMM	\$100,539.00	8.96%
<i>VET1402 FC 1</i>	Marois Construction Co., Inc					
		<i>artemis painting llc</i>	261 little river rd. westfield, ma 01085	paint	\$9,125.00	2.59%
					Total:	5.42%

Report No. 14

**Women Awards Distribution in Construction Projects -
Fiscal Year 2017**



Division of Capital Asset Management and Maintenance

Annual Report for Contract Compliance Women Awards Distribution In Construction Projects Fiscal Year 2017

<i>WBE Firm</i>	<i>Address</i>	<i>WBE Award</i>	<i>%</i>
1 Adams Plumbing & Heating, Inc.	43 Printworks Drive Adams MA 01220	\$810,200.00	14.70%
2 All State Waste, Inc.	376 Washington St. Norwell MA 02061	\$5,000.00	0.09%
3 American Electrical Construction	180 South Meadow Rd Plymouth MA 02360	\$210,000.00	3.81%
4 Annese Electrical	280 Libbey Parkway Weymouth MA 02189	\$1,195,300.00	21.68%
5 artemis painting llc	261 little river rd. westfield ma 01085	\$9,125.00	0.17%
6 Avid Ironworks, Inc.	40 Rose Street Springfield MA 01104	\$141,000.00	2.56%
7 Back Bay Concrete	87 New Salem Street Wakefield MA 01880	\$38,000.00	0.69%
8 Banner Environmental Services, Inc.	16 Back River Way Duxbury MA 02332	\$66,885.00	1.21%
9 Central Electrical	130 Ford St Brockton MA 02301	\$4,250.00	0.08%
10 Dagle Electrical Construction Corp.	68 Industrial Way Wilmington MA 01887	\$544,544.00	9.88%
11 DePaoli Mosaic Company Inc.	52 York Avenue Randolph MA 02368	\$20,250.00	0.37%
12 Division 10 Specialties Inc.	811 Washington St. Unit 7 Pembroke MA 02359	\$18,604.00	0.34%
13 EDM Construction, Inc.	PO Box 35 Byfield MA 01922	\$151,539.00	2.75%
14 Fillion's Landscaping Inc.	111 Carver Street Granby MA 01033	\$18,200.00	0.33%
15 Folan Waterproofing & Construction Co., Inc.	795 Washington St. South Easton MA 02375	\$44,100.00	0.80%
16 Fraser Engineering Company Inc.	65 Court Street P.O. Box 9142 Newton MA 02460	\$1,120,708.00	20.33%
17 Greenfield Glass Co., Inc.	52 River Street Greenfield MA 01301	\$30,200.00	0.55%
18 Hub Glass Services, Inc.	216 McGrath Highway Somerville MA 02143	\$6,300.00	0.11%
19 J. Cougler, Inc.	29 Shore Road Ext West Harwich MA 02671	\$17,600.00	0.32%
20 J.A.J. Tile Company - 3	21 Prescott St Medford MA 02155	\$6,000.00	0.11%
21 J.J. Galvin Electric	164 Adams Street Newton MA 02458	\$7,091.00	0.13%
22 Jackson Glass, Inc.	3195 Washington St. Jamaica Plain MA 02130	\$60,500.00	1.10%
23 L & L Contracting, Inc.	25 Hayward Street Braintree MA 02184	\$114,500.00	2.08%
24 L.K. Sheet Metal, Inc.	35 Wrobel Place East Hartford CT 06108	\$220,815.00	4.01%
25 LAL Masonry Co. Inc.	390 Lincoln Avenue Saugus MA 01906	\$226,000.00	4.10%
26 Modulease Corporation	27 Brentwood Road Chelmsford MA 01863	\$15,210.00	0.28%



Division of Capital Asset Management and Maintenance

Annual Report for Contract Compliance Women Awards Distribution In Construction Projects Fiscal Year 2017

<i>WBE Firm</i>	<i>Address</i>	<i>WBE Award</i>	<i>%</i>
27 <i>New England Floor and Wall</i>	121 Summit Lock Rd. Ste #2 Westfield MA 01085	\$16,648.00	0.30%
28 <i>Rebars & Mesh, Inc.</i>	111 Avco Road Haverhill MA 01835	\$1,626.90	0.03%
29 <i>Spindle City Insulation, Inc.</i>	524 Mt. Pleasant Street P.O. Box 9303 Fall River MA 02720	\$100,000.00	1.81%
30 <i>Strategic Environmental Services, Inc.</i>	362 Putnam Hill Rd Sutton MA 01590	\$18,655.00	0.34%
31 <i>Triton Leasing & Rental, Inc.</i>	279 B Garden Street Feeding Hills MA 01030	\$5,000.00	0.09%
32 <i>Turtle and Hughes</i>	76 Teed Drive Randolph MA 02368	\$28,600.00	0.52%
33 <i>West Floor Covering, Inc</i>	42 Winter St Suite 11 Pembroke MA 02359	\$142,551.00	2.59%
34 <i>Wilkem Scientific</i>	P.O. Box 301 Pawtucket RI 02860	\$47,953.00	0.87%
35 <i>Willow Tree Outdoor, LLC</i>	1 Federal St Building 101 Springfield MA 01102	\$50,060.00	0.91%
Total:		\$5,513,014.90	100.00%

Report No. 15

**Design Project Awards
Fiscal Year 2017**



Division of Capital Asset Management and Maintenance

Quarterly Report for Contract Compliance Design Project Awards Fiscal Year 2017 - First, Second, Third, Fourth Quarter

<i>Project No</i>	<i>Project Name</i>	<i>Date</i>	<i>Award</i>	<i>MBE Award</i>	<i>%</i>	<i>WBE Award</i>	<i>%</i>
<i>DCP1359 HD 4*</i>	Study and Design for Repairs, Renovations and Systems Upgrades	5/25/2017	\$750,000.00	\$53,700.00	7.16%	\$80,550.00	10.74%
<i>DCP1602 HD 2*</i>	Study/Design for Architectural Renovations and Repairs	7/15/2016	\$500,000.00	\$4,000.00	0.80%	\$496,000.00	99.20%
<i>DCP1602 HD 3*</i>	Study and Design Interior Planning Renovations	12/20/2016	\$500,000.00	\$45,000.00	9.00%	\$45,000.00	9.00%
<i>DCP1613 HD 5*</i>	Study & Design Architectural Projects, Renos, Additions & Repairs	7/26/2016	\$1,500,000.00	\$139,620.00	9.31%	\$128,880.00	8.59%
<i>DCP1630 HD 3*</i>	Commonwealth Building Maintenance & Engineering Services	9/13/2016	\$500,000.00	\$20,000.00	4.00%	\$480,000.00	96.00%
<i>DCP1630 HD 4*</i>	Maintenance and Engineering Services	8/10/2016	\$500,000.00	\$40,000.00	8.00%	\$49,500.00	9.90%
<i>DCP1630 HD 5*</i>	Maintenance and Engineering Services	8/10/2016	\$500,000.00	\$45,000.00	9.00%	\$44,500.00	8.90%
<i>DCP1630 HD 6*</i>	Commonwealth Building Maintenance and Engineering Services	8/10/2016	\$500,000.00	\$50,000.00	10.00%	\$50,000.00	10.00%
<i>DCP1630 HD 7*</i>	Commonwealth Building Maintenance and Engineering Services	2/15/2017	\$500,000.00	\$465,500.00	93.10%	\$34,500.00	6.90%
<i>DCP1641 ST 1*</i>	John W. McCormack Building Comprehensive Facilities Plan & Infrastructure Upgrade	3/27/2017	\$1,060,000.00	\$80,060.00	7.55%	\$979,940.00	92.45%
<i>DCP1645 HD 0*</i>	Study and Design of General Architectural Construction, Renovations and Repairs	3/17/2017	\$2,500,000.00	\$100,000.00	4.00%	\$347,500.00	13.90%
<i>DCP1645 HD 1*</i>	Study & Design of General Architectural Building Construction Renovation & Repairs	2/28/2017	\$2,500,000.00	\$111,875.00	4.48%	\$2,388,125.00	95.53%
<i>DCP1645 HD 2*</i>	Study and Design of General Architectural Construction, Renovation and Repairs	3/17/2017	\$2,500,000.00	\$0.00	0.00%	\$0.00	0.00%
<i>DCP1645 HD 3*</i>	Study and Design of General Architectural Construction, Renovation and Repairs	3/20/2017	\$2,500,000.00	\$312,500.00	12.50%	\$135,000.00	5.40%
<i>DCP1645 HD 5*</i>	Study & Design of General Architecture, Construction Renovation and Repairs State and County Facilities	11/14/2016	\$2,500,000.00	\$2,414,100.00	96.56%	\$85,900.00	3.44%
<i>DCP1645 HD 6*</i>	Study & Design of General Architectural Construction, Renovation and Repairs	8/10/2016	\$2,500,000.00	\$172,500.00	6.90%	\$2,327,500.00	93.10%
<i>DCP1645 HD 7*</i>	Architectural Study and Design Services - Small Projects Statewide	10/3/2016	\$2,500,000.00	\$335,625.00	13.43%	\$111,875.00	4.48%
<i>DCP1645 HD 8*</i>	Study and Design of General Architectural Construction, Renovations and Repairs - Small Projects	8/3/2016	\$2,500,000.00	\$102,000.00	4.08%	\$347,000.00	13.88%
<i>DCP1645 HD 9*</i>	Study and Design of General Architectural Construction, Renovation and Repairs - Small Projects	8/25/2016	\$2,500,000.00	\$300,000.00	12.00%	\$2,200,000.00	88.00%



Division of Capital Asset Management and Maintenance

Quarterly Report for Contract Compliance Design Project Awards Fiscal Year 2017 - First, Second, Third, Fourth Quarter

<i>Project No</i>	<i>Project Name</i>	<i>Date</i>	<i>Award</i>	<i>MBE Award</i>	<i>%</i>	<i>WBE Award</i>	<i>%</i>
<i>DCP1649 HD 1*</i>	Study and Design of Structural Renovations and Repairs Statewide	8/3/2016	\$2,500,000.00	\$179,000.00	7.16%	\$268,500.00	10.74%
<i>DCP1649 HD 3*</i>	Study and Design of Structural Renovations and Repairs Statewide	8/3/2016	\$2,500,000.00	\$2,280,000.00	91.20%	\$220,000.00	8.80%
<i>DCP1649 HD 4*</i>	Study and Design of Structural Renovations and Repairs Statewide	8/3/2016	\$2,500,000.00	\$223,750.00	8.95%	\$223,750.00	8.95%
<i>DCP1649 HD 5*</i>	Study and Design for Structural Renovations and Repairs	3/17/2017	\$2,500,000.00	\$175,000.00	7.00%	\$275,000.00	11.00%
<i>DCP1650 HD 1*</i>	Study And Design Mechanical, Electrical, Plumbing and Fire Protection Reno & Repair	8/3/2016	\$2,500,000.00	\$375,000.00	15.00%	\$0.00	0.00%
<i>DCP1650 HD 2*</i>	Study & Design for Mechanical, Electrical, Plumbing and Fire Protection Renovations and Repair	8/3/2016	\$2,500,000.00	\$0.00	0.00%	\$0.00	0.00%
<i>DCP1650 HD 3*</i>	MEP/FP Reno & Repiars Multiple State & County Facilities	8/3/2016	\$2,500,000.00	\$222,500.00	8.90%	\$262,240.00	10.49%
<i>DCP1650 HD 4*</i>	Statewide MEP & Fire Study and Design	3/17/2017	\$2,500,000.00	\$2,470,000.00	98.80%	\$30,000.00	1.20%
<i>DCR1110 DC 1*</i>	DCR Cambridge/North Point - New Maintenance Facility	5/11/2017	\$1,520,722.00	\$382,500.00	25.15%	\$61,000.00	4.01%
<i>DMH1301 DC 1*</i>	Dr. Solomon Carter Fuller Community Mental Health Center Envelope Repair and Window Replacement	3/17/2017	\$732,445.00	\$56,000.00	7.65%	\$676,445.00	92.35%
<i>DMH2015 HD 1*</i>	Study/Design for Various - Building Repairs and Renovations Statewide	11/16/2016	\$500,000.00	\$0.00	0.00%	\$0.00	0.00%
<i>DOC1507 DC 1*</i>	MCI Shirley Medium Food Service Building	9/6/2016	\$1,037,717.00	\$125,900.00	12.13%	\$53,500.00	5.16%
<i>DPH1641 ST 1*</i>	DPH Hinton State Laboratory Tower Building Phased Renovation	10/14/2016	\$1,435,000.00	\$154,500.00	10.77%	\$65,000.00	4.53%
<i>QCC1601 HC 1*</i>	Quinsigamond C.C. - Suprenant Building - HVAC Replacement	10/3/2016	\$298,200.00	\$181,400.00	60.83%	\$0.00	0.00%
<i>SDW1501 DC 1*</i>	New Combined Intake, Medical Unit and Regional Lock-Up Worcester County Jail and HOC	11/11/2016	\$1,452,086.00	\$248,890.00	17.14%	\$11,530.00	0.79%
Totals:			\$56,286,170.00	\$11,865,920.00	21.08%	\$12,478,735.00	22.17%

Projects With MBE and/or WBE Awards of Zero are Waived Projects Awarded to Non-M/WBES.

Report No. 16

**Minority Participation in Design Projects
Fiscal Year 2017**



Division of Capital Asset Management and Maintenance

Quarterly Report for Contract Compliance Minority Participation In Design Projects Fiscal Year 2017 - First, Second, Third, Fourth Quarter

<i>Project No</i>	<i>General Contractor</i>	<i>MBE Firm</i>	<i>Address</i>	<i>Nature of Participation</i>	<i>MBE Award</i>	<i>%</i>
DCP1359 HD 4*	Nault Architects Inc.	<i>VAV International, Inc.</i>	400 W. Cummings Par Woburn, MA 01801	Mechanical Engineering	\$26,850.00	3.58%
		<i>ART Engineering Corporation</i>	76 Webster Street Worcester, MA 01603	Electrical Engineering	\$26,850.00	3.58%
DCP1602 HD 2*	Taylor & Burns, Inc.	<i>Lim Consultants, Inc.</i>	90 Hamilton Street Cambridge, MA 02139	Structural Engineering	\$4,000.00	0.80%
DCP1602 HD 3*	DAI, Inc	<i>Engineers Design Group, Inc.</i>	10 Cabot Road, Suite Medford, MA 02155	Strucural Engineering	\$35,000.00	7.00%
		<i>V J Associates of New England, Inc.</i>	992 Great Plain Avenu Needham, MA 02492	cost estimating	\$10,000.00	2.00%
DCP1613 HD 5*	EDM	<i>AKAL Engineering, Inc.</i>	10 Abbey Road Boylston, MA 01505	FEP	\$75,180.00	5.01%
		<i>Diversified Technology Consultants, Inc.</i>	556 Washington Aven New Haven, CT 06473	Civil Engineer	\$64,440.00	4.30%
DCP1630 HD 3*	C.A. Crowley Engineering, Inc.	<i>Green International Affiliates, Inc.</i>	407 Rear Mystic Ave. Medford, MA 02155	Civil Engineering	\$10,000.00	2.00%
		<i>Lim Consultants, Inc.</i>	90 Hamilton Street Cambridge, MA 02139	Structural Engineering	\$10,000.00	2.00%
DCP1630 HD 4*	Consulting Engineering Services, LLC	<i>Green International Affiliates, Inc.</i>	407 Rear Mystic Ave. Medford, MA 02155	civil and structural engineering	\$20,000.00	4.00%



Division of Capital Asset Management and Maintenance

Quarterly Report for Contract Compliance Minority Participation In Design Projects Fiscal Year 2017 - First, Second, Third, Fourth Quarter

<i>Project No</i>	<i>General Contractor</i>	<i>MBE Firm</i>	<i>Address</i>	<i>Nature of Participation</i>	<i>MBE Award</i>	<i>%</i>
		<i>V J Associates of New England, Inc.</i>	992 Great Plain Avenue Needham, MA 02492	Cost Estimator	\$20,000.00	4.00%
DCP1630 HD 5*	Fitzemeyer & Tocci Associates					
		<i>Lim Consultants, Inc.</i>	90 Hamilton Street Cambridge, MA 02139	Structural Eng	\$30,000.00	6.00%
		<i>V J Associates of New England, Inc.</i>	992 Great Plain Avenue Needham, MA 02492	Cost Est	\$7,500.00	1.50%
		<i>Fernandez & Associates</i>	63 Larkin Road Byfield, MA 01922	Fire Protection	\$7,500.00	1.50%
DCP1630 HD 6*	STV Incorporated					
		<i>Pristine Engineers</i>	543 New State Highwa Raynham, Ma 02767	MEP, FP	\$50,000.00	10.00%
DCP1630 HD 7*	VAV International, Inc.				\$389,000.00	
		<i>VAV International, Inc.</i>	400 W. Cummings Par Woburn, MA 01801	mechanical, plumbing and fire protection.	\$76,500.00	15.30%
DCP1641 ST 1*	saam architecture, llc					
		<i>Fernandez & Associates</i>	63 Larkin Road Byfield, MA 01922	FP & Alarms	\$18,000.00	1.70%
		<i>Lin Associates, Inc.</i>	2001 Beacon Street Brighton, MA 02135	Structural Engineering	\$62,060.00	5.85%
DCP1645 HD 0*	Kleinfelder/SEA					
		<i>V J Associates of New England, Inc.</i>	992 Great Plain Avenue Needham, MA 02492	Cost Estimating Services	\$100,000.00	4.00%
DCP1645 HD 1*	Perry Dean Rogers & Partners					
		<i>Lim Consultants, Inc.</i>	90 Hamilton Street Cambridge, MA 02139	Structural Engineering	\$111,875.00	4.48%
DCP1645 HD 3*	JM BOOTH & ASSOCIATES					



Division of Capital Asset Management and Maintenance

Quarterly Report for Contract Compliance Minority Participation In Design Projects Fiscal Year 2017 - First, Second, Third, Fourth Quarter

<i>Project No</i>	<i>General Contractor</i>	<i>MBE Firm</i>	<i>Address</i>	<i>Nature of Participation</i>	<i>MBE Award</i>	<i>%</i>
		<i>Air Water Energy Engineers, Inc.</i>	31 Phillip Road Lexington, MA 02421	Mechanical Plumbing and Electrical Engineering	\$147,500.00	5.90%
		<i>Engineers Design Group, Inc.</i>	10 Cabot Road, Suite Medford, MA 02155	Structural Engineering	\$100,000.00	4.00%
		<i>Pristine Engineers</i>	543 New State Highwa Raynham, Ma 02767	Mechanical, Plumbing and Electrical Engineering	\$65,000.00	2.60%
DCP1645 HD 5*	Domenech Hicks & Krockmalnic Inc				\$2,364,100.00	
		<i>V J Associates of New England, Inc.</i>	992 Great Plain Avenu Needham, MA 02492	Cost Estimating	\$50,000.00	2.00%
DCP1645 HD 6*	Dietz & Company Architects, Inc.					
		<i>Lim Consultants, Inc.</i>	90 Hamilton Street Cambridge, MA 02139	Structural Engineering	\$172,500.00	6.90%
DCP1645 HD 7*	Habeeb & Associates, Inc.					
		<i>Shekar & Associates</i>	775 Pleasant Street, # East Weymouth, MA 02189	MEP/FP	\$335,625.00	13.43%
DCP1645 HD 8*	HDR Architecture, PC					
		<i>Fernandez & Associates</i>	63 Larkin Road Byfield, MA 01922	Building Code Consulting	\$17,000.00	0.68%
		<i>B+AC, LLC</i>	5 Middlesex Avenue, S Somerville, MA 02145	Structural engineering	\$85,000.00	3.40%
DCP1645 HD 9*	ICON Architecture Inc.					
		<i>Green International Affiliates, Inc.</i>	407 Rear Mystic Ave. Medford, MA 02155	Civil Engineering	\$50,000.00	2.00%
		<i>Lim Consultants, Inc.</i>	90 Hamilton Street Cambridge, MA 02139	Structural Engineering	\$200,000.00	8.00%



Division of Capital Asset Management and Maintenance

Quarterly Report for Contract Compliance Minority Participation In Design Projects Fiscal Year 2017 - First, Second, Third, Fourth Quarter

<i>Project No</i>	<i>General Contractor</i>	<i>MBE Firm</i>	<i>Address</i>	<i>Nature of Participation</i>	<i>MBE Award</i>	<i>%</i>
		<i>V J Associates of New England, Inc.</i>	992 Great Plain Avenue Needham, MA 02492	Cost Estimating	\$50,000.00	2.00%
DCP1649 HD 1*	Arup USA Inc.					
		<i>3iVE, LLC</i>	334 Washington St. Somerville, Ma 02143	Building Envelope Specialist	\$67,125.00	2.69%
		<i>V J Associates of New England, Inc.</i>	992 Great Plain Avenue Needham, MA 02492	Cost Estimator	\$111,875.00	4.48%
DCP1649 HD 4*	Simpson, Gumpertz & Heger, Inc.					
		<i>V J Associates of New England, Inc.</i>	992 Great Plain Avenue Needham, MA 02492	Cost Estimating Project Management	\$223,750.00	8.95%
DCP1649 HD 5*	STV Incorporated					
		<i>Pristine Engineers</i>	543 New State Highwa Raynham, Ma 02767	Mechanical (HVAC), Electrical, Plumbing, Fire Protection (Sprinkler), Systems Engineering Services	\$175,000.00	7.00%
DCP1650 HD 1*	Architectural Engineers, Inc.					
		<i>Lin Associates, Inc.</i>	2001 Beacon Street Brighton, MA 02135	Structural Engineers	\$250,000.00	10.00%
		<i>V J Associates of New England, Inc.</i>	992 Great Plain Avenue Needham, MA 02492	Cost Estimating	\$125,000.00	5.00%
DCP1650 HD 3*	RDK Engineers, Inc.					
		<i>Lin Associates, Inc.</i>	2001 Beacon Street Brighton, MA 02135	Structural Engineer	\$110,000.00	4.40%
		<i>Fernandez & Associates</i>	63 Larkin Road Byfield, MA 01922	Code Consultant	\$112,500.00	4.50%
DCR1110 DC 1*	LDa Architects, LLP					



Division of Capital Asset Management and Maintenance

Quarterly Report for Contract Compliance Minority Participation In Design Projects Fiscal Year 2017 - First, Second, Third, Fourth Quarter

<i>Project No</i>	<i>General Contractor</i>	<i>MBE Firm</i>	<i>Address</i>	<i>Nature of Participation</i>	<i>MBE Award</i>	<i>%</i>
		<i>V J Associates of New England, Inc.</i>	992 Great Plain Avenue Needham, MA 02492	Cost Estimating	\$65,700.00	4.32%
		<i>Garcia, Galuska & DeSousa, Inc.</i>	370 Faunce Corner Ro Dartmouth, MA 02747	HVAC, Electrical, Plumbing, & Fire Protection Systems Design	\$272,000.00	17.89%
		<i>RSE Associates, Inc.</i>	63 Pleasant Street, Siu Watertown, MA 02472	Structural Engineering	\$44,800.00	2.95%
<i>DMH1301 DC 1*</i>	Bargmann Hendrie + Archetype, Inc.	<i>Lim Consultants, Inc.</i>	90 Hamilton Street Cambridge, MA 02139	Stuctural Engineering	\$19,000.00	2.59%
		<i>V J Associates of New England, Inc.</i>	992 Great Plain Avenue Needham, MA 02492	Cost Estimator	\$37,000.00	5.05%
<i>DOC1507 DC 1*</i>	SMRT, Inc.	<i>Fernandez & Associates</i>	63 Larkin Road Byfield, MA 01922	Fire Protection	\$15,400.00	1.48%
		<i>Lim Consultants, Inc.</i>	90 Hamilton Street Cambridge, MA 02139	Structural Engineering	\$79,500.00	7.66%
		<i>V J Associates of New England, Inc.</i>	992 Great Plain Avenue Needham, MA 02492	Cost Estimating	\$31,000.00	2.99%
<i>DPH1641 ST 1*</i>	Payette Associates Inc	<i>ART Engineering Corporation</i>	76 Webster Street Worcester, MA 01603	Electrical	\$77,500.00	5.40%
		<i>Lim Consultants, Inc.</i>	90 Hamilton Street Cambridge, MA 02139	structural	\$50,000.00	3.48%
		<i>V J Associates of New England, Inc.</i>	992 Great Plain Avenue Needham, MA 02492	cost est	\$27,000.00	1.88%
<i>QCC1601 HC 1*</i>	Pfeufer Richardson Architects					



Division of Capital Asset Management and Maintenance

Quarterly Report for Contract Compliance Minority Participation In Design Projects Fiscal Year 2017 - First, Second, Third, Fourth Quarter

<i>Project No</i>	<i>General Contractor</i>	<i>MBE Firm</i>	<i>Address</i>	<i>Nature of Participation</i>	<i>MBE Award</i>	<i>%</i>
		<i>RSE Associates, Inc.</i>	63 Pleasant Street, Siu Watertown, MA 02472	Structural Engineering	\$12,400.00	4.16%
		<i>Shekar & Associates</i>	775 Pleasant Street, # East Weymouth, MA 02189	MEP Engineering	\$169,000.00	56.67%
<i>SDW1501 DC 1*</i>	STV Incorporated	<i>Pristine Engineers</i>	543 New State Highwa Raynham, Ma 02767	Electrical, Mechanical, Plumbing and Fire Protection Engineering	\$248,890.00	17.14%
<i>Total:</i>					\$11,865,920.00	21.08%

Report No. 17

**Minority Awards Distribution in Design Projects
Fiscal Year 2017**



Division of Capital Asset Management and Maintenance

Annual Report for Contract Compliance Minority Awards Distribution In Design Projects Fiscal Year 2017

<i>MBE Firm</i>	<i>Address</i>	<i>MBE Award</i>	<i>%</i>
1 <i>3iVE, LLC</i>	334 Washington St. Somerville Ma 02143	\$67,125.00	0.57%
2 <i>Air Water Energy Engineers, Inc.</i>	31 Phillip Road Lexington MA 02421	\$147,500.00	1.24%
3 <i>AKAL Engineering, Inc.</i>	10 Abbey Road Boylston MA 01505	\$75,180.00	0.63%
4 <i>ART Engineering Corporation</i>	76 Webster Street Worcester MA 01603	\$104,350.00	0.88%
5 <i>B+AC, LLC</i>	5 Middlesex Avenue, Suite 400 Somerville MA 02145	\$85,000.00	0.72%
6 <i>Diversified Technology Consultants, Inc.</i>	556 Washington Avenue New Haven CT 06473	\$64,440.00	0.54%
7 <i>Domenech Hicks & Krockmalnic Inc</i>	54 Canal street Suite 200 Boston MA 02114	\$2,364,100.00	19.92%
8 <i>Engineers Design Group, Inc.</i>	10 Cabot Road, Suite 210 Medford MA 02155	\$135,000.00	1.14%
9 <i>Fernandez & Associates</i>	63 Larkin Road Byfield MA 01922	\$170,400.00	1.44%
10 <i>Garcia, Galuska & DeSousa, Inc.</i>	370 Faunce Corner Road Dartmouth MA 02747	\$272,000.00	2.29%
11 <i>Green International Affiliates, Inc.</i>	407 Rear Mystic Ave. #25 Medford MA 02155	\$80,000.00	0.67%
12 <i>Lim Consultants, Inc.</i>	90 Hamilton Street Cambridge MA 02139	\$676,875.00	5.70%
13 <i>Lin Associates, Inc.</i>	2001 Beacon Street Brighton MA 02135	\$2,702,060.00	22.77%
14 <i>Pristine Engineers</i>	543 New State Highway Suite #5 Raynham Ma 02767	\$538,890.00	4.54%
15 <i>RSE Associates, Inc.</i>	63 Pleasant Street, Siute 200 Watertown MA 02472	\$57,200.00	0.48%
16 <i>Shekar & Associates</i>	775 Pleasant Street, #14 East Weymouth MA 02189	\$504,625.00	4.25%
17 <i>Shekar & Associates, Inc.</i>	775 Pleasant St. East Weymouth MA 02189	\$2,470,000.00	20.82%
18 <i>V J Associates of New England, Inc.</i>	992 Great Plain Avenue, Suite 27 Needham MA 02492	\$858,825.00	7.24%
19 <i>VAV International, Inc.</i>	400 W. Cummings Park, Suite 4700 Woburn MA 01801	\$492,350.00	4.15%
Total:		\$11,865,920.00	100.00%

Report No. 18

**Women Participation in Design Projects
Fiscal Year 2017**



Division of Capital Asset Management and Maintenance

Annual Report for Contract Compliance Women Awards Distribution In Design Projects Fiscal Year 2017

<i>WBE Firm</i>	<i>Address</i>	<i>WBE Award</i>	<i>%</i>
1 <i>Architectural Engineers, Inc.</i>	38 Chauncy Street Boston MA 02111	\$815,000.00	6.53%
2 <i>Architx, Inc.</i>	5 Topsy Drive Stafford Springs CT 06076	\$40,875.00	0.33%
3 <i>Bargmann Hendrie + Archetype, Inc.</i>	300 A street Boston MA 02210	\$676,445.00	5.42%
4 <i>Birchwood Design Group</i>	150 Chestnut Street, 4th Floor Providence RI 02903	\$35,000.00	0.28%
5 <i>Brennan Consulting, LLC.</i>	24 Ray Ave Burlington ma 01803	\$20,000.00	0.16%
6 <i>C.A. Crowley Engineering, Inc.</i>	645 Ciunty Street, Unit 6 Taunton MA 02780	\$480,000.00	3.85%
7 <i>Common Sense Environmental</i>	38 Elm Street New Bedford MA 02740	\$75,000.00	0.60%
8 <i>Crosby, Schlessinger & Smallridge, LLC</i>	153 Milk Street Fifth Floor Boston MA 02109	\$50,000.00	0.40%
9 <i>Dietz & Company Architects, Inc.</i>	17 Hampden Street, 3rd Floor Springfield MA 01103	\$2,327,500.00	18.65%
10 <i>Earthdesign Landscape Architecture</i>	280 Beverly Road Worcester MA 01605	\$26,850.00	0.22%
11 <i>Ellana, Inc.</i>	8 Faneuil Hall 3rd Floor Boston MA 02109	\$76,850.00	0.62%
12 <i>Frawley Engineering, P.C.</i>	140 Christopher Lane Feeding Hills MA 01030	\$26,850.00	0.22%
13 <i>Horton Lees Brogden Lighting Design, Inc.</i>	233 Lewis Wharf Boston MA 02110	\$25,000.00	0.20%
14 <i>ICON Architecture Inc.</i>	38 Chauncy Street Boston MA 02111	\$2,585,125.00	20.72%
15 <i>Keville Enterprises, Inc.</i>	475 School Street Suite 11 Marshfield MA 02050	\$409,500.00	3.28%
16 <i>Lim Consultants Inc.</i>	90 Hamilton St. Cambridge MA 02139	\$53,700.00	0.43%
17 <i>Michelle Crowley Landscape Architecture, LLC</i>	281 Summer St Boston MA 02460	\$61,000.00	0.49%
18 <i>Nitsch Engineering, Inc.</i>	2 Center Plaza Suite 340 Boston MA 02108	\$402,295.00	3.22%
19 <i>North Bay Company, Inc.</i>	125 Church St. Suite 90123 Pembroke MA 02359	\$166,875.00	1.34%
20 <i>Perry Dean Rogers & Partners</i>	177 Milk St. Boston MA 02109	\$2,365,750.00	18.96%
21 <i>Preservation Technology Associates, Inc.</i>	285 Reservoir Road Chestnut Hill MA 02467	\$100,000.00	0.80%
22 <i>Robert W. Hall Consulting Engineering</i>	540 Meadow Street Agawam MA 01001	\$20,000.00	0.16%
23 <i>Saam Architecture</i>	655 Summer Street Boston MA 02210	\$112,500.00	0.90%
24 <i>saam architecture, llc</i>	655 Summer Street Boston MA 02210	\$860,940.00	6.90%
25 <i>Samiotes Consultants, Inc.</i>	20 A Street Framingham MA 01701	\$34,500.00	0.28%
26 <i>Shadley Associates, PC.</i>	22 Normandy Road Lexington MA 02121	\$44,500.00	0.36%



Division of Capital Asset Management and Maintenance

Annual Report for Contract Compliance Women Awards Distribution In Design Projects Fiscal Year 2017

<i>WBE Firm</i>	<i>Address</i>	<i>WBE Award</i>	<i>%</i>
27 <i>studio g architects, inc.</i>	179 boylston street jamaica plain ma 02130	\$19,500.00	0.16%
28 <i>Taveli and Haesche, LLC</i>	21 Old Warren Road Brookfield MA 01585	\$75,180.00	0.60%
29 <i>Taylor & Burns, Inc.</i>	58 Winter Street Boston MA 02108	\$492,000.00	3.94%
		<i>Total:</i>	100.00%

Report No. 19

**Women Awards Distribution in Design Projects
Fiscal Year 2017**



Division of Capital Asset Management and Maintenance

Annual Report for Contract Compliance Women Awards Distribution In Design Projects Fiscal Year 2017

<i>WBE Firm</i>	<i>Address</i>	<i>WBE Award</i>	<i>%</i>
1 <i>Architectural Engineers, Inc.</i>	38 Chauncy Street Boston MA 02111	\$815,000.00	6.53%
2 <i>Architx, Inc.</i>	5 Topsy Drive Stafford Springs CT 06076	\$40,875.00	0.33%
3 <i>Bargmann Hendrie + Archetype, Inc.</i>	300 A street Boston MA 02210	\$676,445.00	5.42%
4 <i>Birchwood Design Group</i>	150 Chestnut Street, 4th Floor Providence RI 02903	\$35,000.00	0.28%
5 <i>Brennan Consulting, LLC.</i>	24 Ray Ave Burlington ma 01803	\$20,000.00	0.16%
6 <i>C.A. Crowley Engineering, Inc.</i>	645 Ciunty Street, Unit 6 Taunton MA 02780	\$480,000.00	3.85%
7 <i>Common Sense Environmental</i>	38 Elm Street New Bedford MA 02740	\$75,000.00	0.60%
8 <i>Crosby, Schlessinger & Smallridge, LLC</i>	153 Milk Street Fifth Floor Boston MA 02109	\$50,000.00	0.40%
9 <i>Dietz & Company Architects, Inc.</i>	17 Hampden Street, 3rd Floor Springfield MA 01103	\$2,327,500.00	18.65%
10 <i>Earthdesign Landscape Architecture</i>	280 Beverly Road Worcester MA 01605	\$26,850.00	0.22%
11 <i>Ellana, Inc.</i>	8 Faneuil Hall 3rd Floor Boston MA 02109	\$76,850.00	0.62%
12 <i>Frawley Engineering, P.C.</i>	140 Christopher Lane Feeding Hills MA 01030	\$26,850.00	0.22%
13 <i>Horton Lees Brogden Lighting Design, Inc.</i>	233 Lewis Wharf Boston MA 02110	\$25,000.00	0.20%
14 <i>ICON Architecture Inc.</i>	38 Chauncy Street Boston MA 02111	\$2,585,125.00	20.72%
15 <i>Keville Enterprises, Inc.</i>	475 School Street Suite 11 Marshfield MA 02050	\$409,500.00	3.28%
16 <i>Lim Consultants Inc.</i>	90 Hamilton St. Cambridge MA 02139	\$53,700.00	0.43%
17 <i>Michelle Crowley Landscape Architecture, LLC</i>	281 Summer St Boston MA 02460	\$61,000.00	0.49%
18 <i>Nitsch Engineering, Inc.</i>	2 Center Plaza Suite 340 Boston MA 02108	\$402,295.00	3.22%
19 <i>North Bay Company, Inc.</i>	125 Church St. Suite 90123 Pembroke MA 02359	\$166,875.00	1.34%
20 <i>Perry Dean Rogers & Partners</i>	177 Milk St. Boston MA 02109	\$2,365,750.00	18.96%
21 <i>Preservation Technology Associates, Inc.</i>	285 Reservoir Road Chestnut Hill MA 02467	\$100,000.00	0.80%
22 <i>Robert W. Hall Consulting Engineering</i>	540 Meadow Street Agawam MA 01001	\$20,000.00	0.16%
23 <i>Saam Architecture</i>	655 Summer Street Boston MA 02210	\$112,500.00	0.90%
24 <i>saam architecture, llc</i>	655 Summer Street Boston MA 02210	\$860,940.00	6.90%
25 <i>Samiotes Consultants, Inc.</i>	20 A Street Framingham MA 01701	\$34,500.00	0.28%
26 <i>Shadley Associates, PC.</i>	22 Normandy Road Lexington MA 02121	\$44,500.00	0.36%



Division of Capital Asset Management and Maintenance

Annual Report for Contract Compliance Women Awards Distribution In Design Projects Fiscal Year 2017

<i>WBE Firm</i>	<i>Address</i>	<i>WBE Award</i>	<i>%</i>
27 <i>studio g architects, inc.</i>	179 boylston street jamaica plain ma 02130	\$19,500.00	0.16%
28 <i>Taveli and Haesche, LLC</i>	21 Old Warren Road Brookfield MA 01585	\$75,180.00	0.60%
29 <i>Taylor & Burns, Inc.</i>	58 Winter Street Boston MA 02108	\$492,000.00	3.94%
		<i>Total:</i>	100.00%

Report No. 20

**Construction Workhour Detail Report
Fiscal Year 2017**

Project	Phase	Project Name	General Contractor Name	Company Name	Zip Code	City	State	Male	Female	Asian	Black/African American/Cape Verdean	Caucasian	Hispanic	Native American/Eskimo/Aleut	Minority - Other	Other	Total Hours Reported				
AEP1308E	UT1	AEP-Utility Contract- Various Public Safety Sites- Statewide	Guardian Energy Management Solutions, LLC	BE Retrofit	01702	Frammingham	MA	29.0	0.0				29.0				29.0				
				BE Retrofit	06247	Hampton	CT	29.0	0.0					29.0					29.0		
				Guardian Energy Management Solutions, LLC	02347	Lakeville	MA	4.0	0.0					3.5						4.0	
				Voltech Electric Inc.	01601	Worcester	MA	14.0	0.0							14.0				14.0	
AEP1312E	UT1	AEP Utility Contract for Various Sites	Universal Electric Company, Inc.	Voltech Electric Inc.	01701	Frammingham	MA	28.0	0.0								28.0				
				Chapman Construction Group	01760	Natick	MA	16.0	0.0					16.0					16.0		
				Chapman Construction Group	02170	Quincy	MA	57.0	0.0							57.0				57.0	
				Chapman Construction Group	02351	Abington	MA	0.0	241.0							241.0				241.0	
AEP1401E	UT1	AEP Utility Contract DCR	Groom Energy Solutions, LLC	Optimum Building & Inspection Services	01129	Springfield	MA	6.0	0.0			6.0					6.0				
				Groom Energy Solutions, LLC	03079	Salem	NH	16.0	0.0							16.0			16.0		
				Groom Energy Solutions, LLC	03841	Hampstead	NH	16.0	0.0							16.0			16.0		
AEP1402E	UT1	AEP Utility Contract for Various Sites	Energy Conservation, Inc.	KT & T Distributors, Inc.	01960	Pesbody	MA	131.0	0.0								131.0				
				KT & T Distributors, Inc.	02148	Malden	MA	54.0	0.0										54.0		
				Viking Controls	03051	Hudson	NH	8.0	0.0							8.5			8.0		
AEP1405E	UT1	AEP Utility Contract at Various locations	ESCO Energy Services Company	Viking Controls	03060	Nashua	NH	8.0	0.0				8.5				8.0				
				Voltech Electric Inc.	01604	Worcester	MA	108.0	0.0										108.0		
				Voltech Electric Inc.	01702	Frammingham	MA	100.0	0.0											99.5	
AEP1406E	UT1	Accelerated Energy Project	Source One	First Electric Motor Service, Inc.	01801	Woburn	MA	29.0	0.0				29.0				29.0				
				First Electric Motor Service, Inc.	01810	Andover	MA	23.0	0.0							23.0			23.0		
				First Electric Motor Service, Inc.	01841	Lawrence	MA	7.0	0.0							7.0			7.0		
				First Electric Motor Service, Inc.	01843	Lawrence	MA	7.0	0.0										7.0	7.0	
				First Electric Motor Service, Inc.	02181			12.0	0.0							12.0				12.0	
				First Electric Motor Service, Inc.	03036	Chester	NH	21.0	0.0											21.0	
				Jacqueline Electric & Contracting	02048	Mansfield	MA	12.0	0.0								11.5			12.0	
				Jacqueline Electric & Contracting	02760	North Attleboro	MA	79.0	0.0											79.0	
				Jacqueline Electric & Contracting	02766	Norton	MA	68.0	0.0											68.0	
				Jacqueline Electric & Contracting	02771	Seekonk	MA	24.0	0.0											24.0	
				Jacqueline Electric & Contracting	02780	Taunton	MA	40.0	0.0											40.0	
				New England Window Systems Inc.	02338	Halifax	MA	96.0	0.0											96.0	
				RAM Electrical Consulting & Contracting Corp	01843	Lawrence	MA	34.0	0.0						33.5						34.0
				RAM Electrical Consulting & Contracting Corp	01844	Methuen	MA	30.0	0.0								30.5				30.0
				RAM Electrical Consulting & Contracting Corp	01904	Lynn	MA	43.0	0.0								43.0				43.0
				RAM Electrical Consulting & Contracting Corp	01905	Lynn	MA	34.0	0.0						33.5						34.0
				RAM Electrical Consulting & Contracting Corp	03038	Derry	NH	24.0	0.0								24.5				24.0
RAM Electrical Consulting & Contracting Corp	03070	New Boston	NH	18.0	0.0								18.5				18.0				
AEP1407E	UT1	Accelerated Energy Program Utility Various Sites	Thielsch Engineering, Inc.	Thielsch Engineering, Inc.	02909	Providence	RI	24.0	0.0				24.0				24.0				
				Thielsch Engineering, Inc.	02940	Providence	RI	28.0	0.0										27.8		
AEP1409E	UT1	AEP DOT District Western	Universal Electric Company, Inc.	M.G. Denson Electrical Services, Inc.	01021	Chicopee	MA	8.0	0.0				8.0				8.0				
AEP1410E	UT1	Accelerated Energy Program Utility Contract	Groom Energy Solutions, LLC	M.G. Denson Electrical Services, Inc.	01109	Springfield	MA	199.0	0.0			199.0						199.0			
				Groom Energy Solutions, LLC	01463	Pepperell	MA	16.0	0.0						16.5				16.0		
				Groom Energy Solutions, LLC	01970	Salem	MA	8.0	0.0							8.0			8.0		
				Groom Energy Solutions, LLC	03079	Salem	NH	8.0	0.0								8.0			8.0	
AEP1411E	UT1	AEP - Utility Contract	Source One	Groom Energy Solutions, LLC	03841	Hampstead	NH	8.0	0.0					8.0			8.0				
				Jacqueline Electric & Contracting	02760	North Attleboro	MA	69.0	0.0	0.0					69.0				69.0		
				Jacqueline Electric & Contracting	02766	Norton	MA	32.0	0.0										32.0		
				Jacqueline Electric & Contracting	02771	Seekonk	MA	32.0	0.0										32.0		
AEP1413E	UT1	Accelerated Energy Program Utility Various Sites	Thielsch Engineering, Inc.	RAM Electrical Consulting & Contracting Corp	01843	Lawrence	MA	56.0	0.0			40.0		16.0				56.0			
				RAM Electrical Consulting & Contracting Corp	01844	Methuen	MA	24.0	0.0						24.0				24.0		
				RAM Electrical Consulting & Contracting Corp	01904	Lynn	MA	40.0	0.0						16.0	24.0			40.0		
				RAM Electrical Consulting & Contracting Corp	01905	Lynn	MA	40.0	0.0					40.0						40.0	
				RAM Electrical Consulting & Contracting Corp	03038	Derry	NH	24.0	0.0								24.0			24.0	
				RAM Electrical Consulting & Contracting Corp	03830	East Wakefield	NH	24.0	0.0								24.0			24.0	
				Raul Batallas Electric	01331	Athol	MA	10.0	0.0								10.0				10.0
Raul Batallas Electric	01420	Fitchburg	MA	34.0	0.0									34.0			34.0				
Raul Batallas Electric	01440	Gardner	MA	70.0	0.0								70.5				70.0				
Raul Batallas Electric	01453	Leominster	MA	26.0	0.0								25.5				26.0				
Raul Batallas Electric	01522	Jefferson	MA	38.0	0.0									38.0			38.0				
Raul Batallas Electric	01522	Jefferson	MA	26.0	0.0									26.0			26.0				
Raul Batallas Electric	01606	Worcester	MA	38.0	0.0									38.5			38.0				
Thielsch Engineering, Inc.	02814	Chepachet	RI	15.0	0.0									15.0			15.0				
Thielsch Engineering, Inc.	02861	Pawtucket	RI	8.0	0.0									8.0			8.0				
Thielsch Engineering, Inc.	02889	Warwick	RI	56.0	0.0	56.0											56.0				
Thielsch Engineering, Inc.	02904	Providence	RI	128.0	0.0								127.5				128.0				
Thielsch Engineering, Inc.	02904	Providence	RI	30.0	0.0								30.5				30.0				
Thielsch Engineering, Inc.	02904	Providence	RI	79.0	0.0												79.0				
Thielsch Engineering, Inc.	02907	Providence	RI	242.0	0.0												242.0				
Thielsch Engineering, Inc.	02908	Providence	RI	336.0	0.0												335.5				
Thielsch Engineering, Inc.	02908	Providence	RI	88.0	0.0												88.0				
Thielsch Engineering, Inc.	02908	Providence	RI	78.0	0.0												78.0				
Thielsch Engineering, Inc.	02909	Providence	RI	86.0	0.0												86.0				
Thielsch Engineering, Inc.	02909	Providence	RI	478.0	0.0												478.0				
Thielsch Engineering, Inc.	02909	Providence	RI	70.0	0.0												69.5				
Thielsch Engineering, Inc.	02911	North Providence	RI	24.0	0.0								24.0				24.0				
Thielsch Engineering, Inc.	02920	Cranston	RI	68.0	0.0												67.5				
Thielsch Engineering, Inc.	02940	Providence	RI	331.0	0.0												331.0				
AEP1414E	UT1	AEP Utility Contract for Various Sites	Guardian Energy Management Solutions, LLC	Boston Energy Retrofit, LLC	01570	Webster	MA	12.0	0.0				12.5				12.0				
AEP1506E	UT1	AEP-New Equipment/Systems	Guardian Energy Management Solutions, LLC	Boston Energy Retrofit, LLC	02120	Roxbury Crossing	MA	14.0	0.0			14.0					14.0				
				Guardian Energy Management Solutions	01050	Huntington	MA	70.0	0.0									70.0			
				Guardian Energy Management Solutions	01060	Northampton	MA	21.0	0.0								21.0				

Project	Phase	Project Name	General Contractor Name	Company Name	Zip Code	City	State	Male	Female	Asian	Black/African American/Cape Verdean	Caucasian	Hispanic	Native American/Eskimo /Aleut	Minority - Other	Other	Total Hours Reported
				Guardian Energy Management Solutions	01562	Spencer	MA	2.0	0.0				2.0				2.0
				Guardian Energy Management Solutions	01603	Worcester	MA	56.0	0.0				56.5				56.0
				Guardian Energy Management Solutions	01949	Middleton	MA	6.0	0.0				5.8				6.0
				Guardian Energy Management Solutions	02347	Lakeville	MA	46.0	0.0				45.5				46.0
				Guardian Energy Management Solutions	02724	Fall River	MA	6.0	0.0				5.8				6.0
				Guardian Energy Management Solutions	06281	Woodstock	CT	9.0	0.0				9.0				9.0
				Jacqueline Electric & Contracting	02760	North Attleboro	MA	20.0	0.0				19.5				20.0
				Jacqueline Electric & Contracting	02766	Norton	MA	58.0	0.0				58.5				58.0
				Jacqueline Electric & Contracting	02771	Seekonk	MA	66.0	0.0				66.0				66.0
AEP1507E	UT1	AEP Utility Contract	Groom Energy Solutions, LLC	Groom Energy Solutions, LLC	01463	Pepperell	MA	72.0	0.0				72.0				72.0
				Groom Energy Solutions, LLC	01904	Lynn	MA	75.0	0.0				75.0				75.0
				Groom Energy Solutions, LLC	01905	Lynn	MA	23.0	0.0				23.0				23.0
				Groom Energy Solutions, LLC	01908	Nahant	MA	71.0	0.0				71.0				71.0
				Groom Energy Solutions, LLC	01970	Salem	MA	76.0	0.0				76.0				76.0
				Groom Energy Solutions, LLC	03079	Salem	NH	41.0	0.0					41.0			41.0
				Groom Energy Solutions, LLC	03841	Hampstead	NH	8.0	0.0				8.0				8.0
				Jacqueline Electric & Contracting	02760	North Attleboro	MA	129.0	0.0				129.0				129.0
				Jacqueline Electric & Contracting	02766	Norton	MA	78.0	0.0				78.0				78.0
				Jacqueline Electric & Contracting	02771	Seekonk	MA	86.0	0.0				85.5				86.0
AEP1601E	UT1	AEP Utility Contract for Various Sites	Groom Energy Solutions, LLC	Groom Energy Solutions, LLC	01463	Pepperell	MA	5.0	0.0				5.0				5.0
				Groom Energy Solutions, LLC	01904	Lynn	MA	3.0	0.0				3.0				3.0
				Jacqueline Electric & Contracting	02480		MA	48.0	0.0				48.0				48.0
				Jacqueline Electric & Contracting	02760	North Attleboro	MA	188.0	0.0				188.5				188.0
AEP1602E	UT1	Amory Military Division Western MA	Universal Electric Company, Inc.	Jacqueline Electric & Contracting	02766	Norton	MA	108.0	0.0				107.5				108.0
				EMCOR Services	01008	Blandford	MA	2.0	0.0				2.0				2.0
				EMCOR Services	01027	Easthampton	MA	8.0	0.0				8.0				8.0
				EMCOR Services	01057	Monson	MA	4.0	0.0				4.0				4.0
				EMCOR Services	01080	Three Rivers	MA	20.0	0.0				19.5				20.0
				EMCOR Services	01085	Westfield	MA	6.0	0.0				6.0				6.0
				EMCOR Services	01095	Wilbraham	MA	20.0	0.0				19.5				20.0
				EMCOR Services	01104	Springfield	MA	43.0	0.0				43.0				43.0
				MG Denson Electrical Services, Inc.	01020	Chicopee	MA	8.0	0.0				8.0				8.0
				MG Denson Electrical Services, Inc.	01109	Springfield	MA	58.0	0.0				58.0				58.0
				Universal Electric Company, Inc.	01104	Springfield	MA	136.0	0.0				135.5				136.0
BCC1301	DC1	Berkshire Community College Hawthorne/Melville Renovations	D.A. Sullivan and Sons, Inc.	Adams Plumbing & Heating, Inc.	01012	Chesterfield	MA	251.0	0.0				251.0				251.0
				Adams Plumbing & Heating, Inc.	01020	Chicopee	MA	116.0	0.0				116.0				116.0
				Adams Plumbing & Heating, Inc.	01027	Easthampton	MA	76.0	0.0				76.0				76.0
				Adams Plumbing & Heating, Inc.	01050	Huntington	MA	0.0	883.0				883.0				883.0
				Adams Plumbing & Heating, Inc.	01096	Williamsburg	MA	54.0	0.0				54.0				54.0
				Adams Plumbing & Heating, Inc.	01098	Worthington	MA	704.0	0.0				704.5				704.0
				Adams Plumbing & Heating, Inc.	01201	Pittsfield	MA	1,000.0	0.0			49.0	951.0				1,000.0
				Adams Plumbing & Heating, Inc.	01220	Adams	MA	1,714.0	0.0				1,714.0				1,714.0
				Adams Plumbing & Heating, Inc.	01225	Cheshire	MA	13.0	0.0				13.0				13.0
				Adams Plumbing & Heating, Inc.	01226	Dalton	MA	29.0	0.0				29.0				29.0
				Adams Plumbing & Heating, Inc.	01247	North Adams	MA	1,225.0	0.0				1,225.0				1,225.0
				Adams Plumbing & Heating, Inc.	01267	Williamstown	MA	16.0	0.0				16.5				16.0
				Adams Plumbing & Heating, Inc.	01270	Windsor	MA	42.0	0.0				42.5				42.0
				Adams Plumbing & Heating, Inc.	01301	Greenfield	MA	56.0	0.0				56.0				56.0
				Adams Plumbing & Heating, Inc.	01343	Drury	MA	78.0	0.0				77.5				78.0
				Adams Plumbing & Heating, Inc.	05350	Readsboro	VT	100.0	0.0				100.0				100.0
				Air Solutions & Balancing, LLC	02359	Pembroke	MA	7.0	0.0				7.3				7.0
				Air Solutions & Balancing, LLC	03103	Manchester	NH	78.0	0.0				77.5				78.0
				Air Solutions & Balancing, LLC	03276	Tilton	NH	84.0	0.0				84.0				84.0
				Air Solutions & Balancing, LLC	03448	Gilsum	NH	31.0	0.0				30.8				31.0
				Atlantis Equipment Corp.	01220	Adams	MA	16.0	0.0				16.0				16.0
				Atlantis Equipment Corp.	01237	Lanesboro	MA	16.0	0.0				16.0				16.0
				Cantarella & Son, Inc.	01001	Agawam	MA	6.0	0.0				6.0				6.0
				Cantarella & Son, Inc.	01007	Belchertown	MA	16.0	0.0				16.0				16.0
				Cantarella & Son, Inc.	01062	Florence	MA	272.0	0.0				272.5				272.0
				Cantarella & Son, Inc.	01201	Pittsfield	MA	131.0	0.0				131.0				131.0
				Cantarella & Son, Inc.	01220	Adams	MA	1,346.0	0.0		16.0		1,141.5	188.5			1,346.0
				Cantarella & Son, Inc.	01225	Cheshire	MA	60.0	0.0				59.5				60.0
				Cantarella & Son, Inc.	01247	North Adams	MA	24.0	0.0			24.0					24.0
				Cantarella & Son, Inc.	01339	Charlemont	MA	8.0	0.0				8.0				8.0
				Cantarella & Son, Inc.	05262	Shaftsbury	VT	12.0	0.0				12.0				12.0
				Chandler Architectural	01002	Amherst	MA	917.0	0.0			917.0					917.0
				Chandler Architectural	01020	Chicopee	MA	258.0	0.0				257.5				258.0
				Chandler Architectural	01027	Easthampton	MA	552.0	0.0				551.5				552.0
				Chandler Architectural	01028	East Longmeadow	MA	34.0	0.0				34.5				34.0
				Chandler Architectural	01062	Florence	MA	244.0	0.0				243.5				244.0
				Chandler Architectural	01075	South Hadley	MA	8.0	0.0				8.0				8.0
				Chandler Architectural	01085	Westfield	MA	1,042.0	0.0				1,041.5				1,042.0
				Chandler Architectural	01089	West Springfield	MA	754.0	0.0				753.5				754.0
				Chandler Architectural	01107	Springfield	MA	8.0	0.0				8.0				8.0
				Chandler Architectural	01119	Springfield	MA	318.0	0.0					318.5			318.0
				Chandler Architectural	01151	Indian Orchard	MA	96.0	0.0				96.0				96.0
				Chandler Architectural	01225	Cheshire	MA	260.0	0.0				260.0				260.0
				Chandler Architectural	01257	Sheffield	MA	238.0	0.0				238.0				238.0

Project	Phase	Project Name	General Contractor Name	Company Name	Zip Code	City	State	Male	Female	Asian	Black/African American/Cape Verdean	Caucasian	Hispanic	Native American/Eskimo/Aleut	Minority - Other	Other	Total Hours Reported
				Chandler Architectural	02886	Warwick	RI	16.0	0.0				16.0				16.0
				Chandler Architectural	06010	Bristol	CT	16.0	0.0				16.0				16.0
				Chandler Architectural	06096	Windsor Locks	CT	837.0	0.0			837.0					837.0
				Chandler Architectural	06415	Colchester	CT	68.0	0.0				68.0				68.0
				Chandler Architectural	06457	Middletown	CT	16.0	0.0				15.5				16.0
				Chapman Waterproofing Company	01604	Worcester	MA	72.0	0.0				72.0				72.0
				Chapman Waterproofing Company	01886	Westford	MA	218.0	0.0				218.0				218.0
				Chapman Waterproofing Company	01908	Nahant	MA	202.0	0.0				202.0				202.0
				Chapman Waterproofing Company	02760	North Attleboro	MA	138.0	0.0				138.0				138.0
				Chapman Waterproofing Company	02895	Woonsocket	RI	16.0	0.0				16.0				16.0
				D.A. Sullivan and Sons, Inc.	01007	Belchertown	MA	967.0	0.0				967.0				967.0
				D.A. Sullivan and Sons, Inc.	01008	Blandford	MA	1,081.0	0.0				1,081.0				1,081.0
				D.A. Sullivan and Sons, Inc.	01011	Chester	MA	16.0	0.0				16.0				16.0
				D.A. Sullivan and Sons, Inc.	01011	Chester	MA	405.0	0.0				405.0				405.0
				D.A. Sullivan and Sons, Inc.	01027	Easthampton	MA	184.0	0.0				184.0				184.0
				D.A. Sullivan and Sons, Inc.	01028	East Longmeadow	MA	12.0	0.0				12.0				12.0
				D.A. Sullivan and Sons, Inc.	01033	Granby	MA	497.0	0.0				497.0				497.0
				D.A. Sullivan and Sons, Inc.	01040	Holyoke	MA	22.0	0.0				22.0				22.0
				D.A. Sullivan and Sons, Inc.	01040	Holyoke	MA	1,912.0	0.0			1,912.0					1,912.0
				D.A. Sullivan and Sons, Inc.	01096	Williamsburg	MA	245.0	0.0				245.0				245.0
				D.A. Sullivan and Sons, Inc.	01201	Pittsfield	MA	839.0	0.0				839.0				839.0
				D.A. Sullivan and Sons, Inc.	01201	Pittsfield	MA	256.0	0.0				256.0				256.0
				D.A. Sullivan and Sons, Inc.	01220	Adams	MA	1,417.0	0.0				1,417.0				1,417.0
				D.A. Sullivan and Sons, Inc.	01247	North Adams	MA	200.0	0.0				200.0				200.0
				D.A. Sullivan and Sons, Inc.	01301	Greenfield	MA	52.0	0.0				52.0				52.0
				D.A. Sullivan and Sons, Inc.	01330	Ashfield	MA	403.0	0.0				403.0				403.0
				D.A. Sullivan and Sons, Inc.	01373	South Deerfield	MA	230.0	0.0				230.0				230.0
				D.A. Sullivan and Sons, Inc.	05201	Bennington	VT	464.0	0.0				464.0				464.0
				Federal Concrete, Inc.	01010	Brimfield	MA	8.0	0.0					8.0			8.0
				Federal Concrete, Inc.	01013	Chicopee	MA	869.0	0.0				869.0				869.0
				Federal Concrete, Inc.	01027	Easthampton	MA	662.0	0.0				662.0				662.0
				Federal Concrete, Inc.	01030	Feeding Hills	MA	349.0	0.0				349.0				349.0
				Federal Concrete, Inc.	01069	Palmer	MA	83.0	0.0				80.0	3.0			83.0
				Federal Concrete, Inc.	01075	South Hadley	MA	1,522.0	0.0			1,522.0					1,522.0
				Federal Concrete, Inc.	01104	Springfield	MA	390.0	0.0				390.0				390.0
				Federal Concrete, Inc.	01220	Adams	MA	338.0	0.0				338.0				338.0
				Federal Concrete, Inc.	01247	North Adams	MA	79.0	0.0				79.0				79.0
				Federal Concrete, Inc.	01373	South Deerfield	MA	924.0	0.0				923.5				924.0
				Federal Concrete, Inc.	01375	Sunderland	MA	3.0	0.0				3.0				3.0
				Federal Concrete, Inc.	01376	Turners Falls	MA	126.0	0.0				126.5				126.0
				Federal Concrete, Inc.	05363	Wilmington	VT	24.0	0.0				24.0				24.0
				G.V.W., Inc.	01851	Lowell	MA	136.0	0.0				136.0				136.0
				G.V.W., Inc.	01902	Lynn	MA	154.0	0.0				154.0				154.0
				G.V.W., Inc.	03060	Nashua	NH	290.0	0.0				290.0				290.0
				Granite State Specialties	01027	Easthampton	MA	86.0	0.0				86.0				86.0
				Granite State Specialties	01430	Ashburnham	MA	22.0	0.0				22.0				22.0
				Granite State Specialties	02703	Attleboro	MA	154.0	0.0				153.5				154.0
				Granite State Specialties	03079	Salem	NH	8.0	0.0				8.0				8.0
				Green Insulation, Inc.	01040	Holyoke	MA	40.0	0.0			40.0					40.0
				Green Insulation, Inc.	01089	West Springfield	MA	406.0	0.0				406.0				406.0
				Green Insulation, Inc.	01109	Springfield	MA	112.0	0.0			112.0					112.0
				Industrial Mechanical Insulation Corp.	01013	Chicopee	MA	53.0	0.0				53.0				53.0
				Industrial Mechanical Insulation Corp.	01027	Easthampton	MA	64.0	0.0				64.0				64.0
				Industrial Mechanical Insulation Corp.	01040	Holyoke	MA	17.0	0.0				17.0				17.0
				Industrial Mechanical Insulation Corp.	01089	West Springfield	MA	8.0	0.0				8.0				8.0
				Industrial Mechanical Insulation Corp.	01104	Springfield	MA	23.0	0.0				23.0				23.0
				Intelligent Signage, Inc.	01027	Easthampton	MA	8.0	0.0				8.0				8.0
				J.H. Maxymillian, Inc.	01026	Cummington	MA	64.0	0.0				64.0				64.0
				J.H. Maxymillian, Inc.	01098	Worthington	MA	11.0	0.0				11.0				11.0
				J.H. Maxymillian, Inc.	01201	Pittsfield	MA	522.0	0.0			384.0	138.0				522.0
				J.H. Maxymillian, Inc.	01201	Pittsfield	MA	612.0	0.0				612.5				612.0
				J.H. Maxymillian, Inc.	01223	Becket	MA	32.0	0.0				32.0				32.0
				J.H. Maxymillian, Inc.	01225	Cheshire	MA	557.0	0.0				557.0				557.0
				J.H. Maxymillian, Inc.	01226	Dalton	MA	144.0	0.0				144.5				144.0
				J.H. Maxymillian, Inc.	01247	North Adams	MA	168.0	0.0				168.5				168.0
				J.H. Maxymillian, Inc.	01259	Southfield	MA	8.0	0.0				8.0				8.0
				J.H. Maxymillian, Inc.	01270	Windsor	MA	8.0	0.0				8.0				8.0
				John W. Egan Company, Inc.	01001	Agawam	MA	257.0	0.0				257.0				257.0
				John W. Egan Company, Inc.	01020	Chicopee	MA	1,013.0	0.0				1,013.0				1,013.0
				John W. Egan Company, Inc.	01056	Ludlow	MA	198.0	0.0				198.0				198.0
				John W. Egan Company, Inc.	01060	Northampton	MA	396.0	0.0				395.5				396.0
				John W. Egan Company, Inc.	01082	Ware	MA	164.0	0.0				164.0				164.0
				John W. Egan Company, Inc.	01108	Springfield	MA	165.0	0.0				165.0				165.0
				Johnson Acoustics, Inc.	01020	Chicopee	MA	804.0	0.0				804.0				804.0
				Johnson Acoustics, Inc.	01129	Springfield	MA	70.0	0.0			70.0					70.0
				Marguerite Concrete, Inc.	01009	Bondsville	MA	8.0	0.0				8.0				8.0
				Marguerite Concrete, Inc.	01085	Westfield	MA	40.0	0.0				40.0				40.0
				Marguerite Concrete, Inc.	01089	West Springfield	MA	16.0	0.0				16.0				16.0
				Marguerite Concrete, Inc.	01118	Springfield	MA	8.0	0.0				8.0				8.0

Project	Phase	Project Name	General Contractor Name	Company Name	Zip Code	City	State	Male	Female	Asian	Black/African American/Cape Verdean	Caucasian	Hispanic	Native American/Eskimo/Aleut	Minority - Other	Other	Total Hours Reported
				Marguerite Concrete, Inc.	01119	Springfield	MA	44.0	0.0				44.0				44.0
				Marguerite Concrete, Inc.	01129	Springfield	MA	36.0	0.0		36.0						36.0
				Marguerite Concrete, Inc.	01450	Groton	MA	8.0	0.0			8.0					8.0
				Marguerite Concrete, Inc.	01453	Leominster	MA	20.0	0.0				20.0				20.0
				Marguerite Concrete, Inc.	01503	Berlin	MA	8.0	0.0			8.0					8.0
				Marguerite Concrete, Inc.	01504	Blackstone	MA	24.0	0.0			24.0					24.0
				Marguerite Concrete, Inc.	01747	Hopedale	MA	9.0	0.0			9.0					9.0
				Marguerite Concrete, Inc.	01749	Hudson	MA	24.0	0.0			24.0					24.0
				Marguerite Concrete, Inc.	01752	Marlborough	MA	16.0	0.0			16.0					16.0
				Marguerite Concrete, Inc.	01757	Milford	MA	6.0	0.0			5.5					6.0
				Marguerite Concrete, Inc.	02019	Bellingham	MA	28.0	0.0			28.0					28.0
				Marguerite Concrete, Inc.	02035	Foxboro	MA	8.0	0.0			8.0					8.0
				Marguerite Concrete, Inc.	02038	Franklin	MA	12.0	0.0			12.0					12.0
				Marguerite Concrete, Inc.	02038	Franklin	MA	26.0	0.0			26.5					26.0
				Marguerite Concrete, Inc.	02056	Norfolk	MA	10.0	0.0			10.5					10.0
				Marguerite Concrete, Inc.	02093	Wrentham	MA	16.0	0.0			16.0					16.0
				Marguerite Concrete, Inc.	02720	Fall River	MA	13.0	0.0			13.0					13.0
				Marguerite Concrete, Inc.	02777	Swansea	MA	8.0	0.0			8.0					8.0
				Marguerite Concrete, Inc.	06231	Amston	CT	32.0	0.0			32.0					32.0
				Northeast Interiors of New England, Inc.	01247	North Adams	MA	114.0	0.0			114.0					114.0
				Northeast Interiors of New England, Inc.	01562	Spencer	MA	210.0	0.0			209.5					210.0
				Northeast Interiors of New England, Inc.	06074	South Windsor	CT	141.0	0.0			141.0					141.0
				Northeast Interiors of New England, Inc.	06095	Windsor	CT	48.0	0.0		48.0						48.0
				Professional Drywall Construction	01001	Agawam	MA	40.0	0.0			40.0					40.0
				Professional Drywall Construction	01007	Belchertown	MA	32.0	0.0			32.0					32.0
				Professional Drywall Construction	01013	Chicopee	MA	16.0	0.0			16.0					16.0
				Professional Drywall Construction	01030	Feeding Hills	MA	8.0	0.0			8.0					8.0
				Professional Drywall Construction	01033	Granby	MA	29.0	0.0			29.0					29.0
				Professional Drywall Construction	01040	Holyoke	MA	24.0	0.0			24.0					24.0
				Professional Drywall Construction	01050	Huntington	MA	13.0	0.0			13.0					13.0
				Professional Drywall Construction	01056	Ludlow	MA	235.0	0.0			235.0					235.0
				Professional Drywall Construction	01069	Palmer	MA	104.0	0.0				104.0				104.0
				Professional Drywall Construction	01075	South Hadley	MA	45.0	0.0			45.0					45.0
				Professional Drywall Construction	01085	Westfield	MA	1,036.0	0.0			1,035.5					1,036.0
				Professional Drywall Construction	01095	Wilbraham	MA	56.0	0.0			56.0					56.0
				Professional Drywall Construction	01104	Springfield	MA	261.0	0.0			261.0					261.0
				Professional Drywall Construction	01128	Springfield	MA	4.0	0.0			4.0					4.0
				Professional Drywall Construction	01151	Indian Orchard	MA	16.0	0.0		16.0						16.0
				Professional Drywall Construction	01220	Adams	MA	53.0	0.0			53.0					53.0
				Professional Drywall Construction	01223	Becket	MA	61.0	0.0			61.0					61.0
				Professional Drywall Construction	01225	Cheshire	MA	143.0	0.0			143.0					143.0
				Professional Drywall Construction	01226	Dalton	MA	87.0	0.0			87.0					87.0
				Professional Drywall Construction	01338	Buckland	MA	4.0	0.0			4.0					4.0
				Professional Drywall Construction	01340	Colrain	MA	268.0	0.0			267.5					268.0
				Professional Drywall Construction	05344	Marlboro	VT	13.0	0.0			13.0					13.0
				Professional Drywall Construction	06071	Somers	CT	144.0	0.0			144.0					144.0
				Professional Drywall Construction	06082	Enfield	CT	26.0	0.0			26.0					26.0
				Ralph's Blacksmith Shop, Inc.	01020	Chicopee	MA	50.0	0.0			50.0					50.0
				Ralph's Blacksmith Shop, Inc.	01027	Easthampton	MA	24.0	0.0			24.0					24.0
				Ralph's Blacksmith Shop, Inc.	01035	Hadley	MA	283.0	0.0			283.0					283.0
				Ralph's Blacksmith Shop, Inc.	01053	Leeds	MA	81.0	0.0			81.0					81.0
				Ralph's Blacksmith Shop, Inc.	01069	Palmer	MA	101.0	0.0			101.0					101.0
				Ralph's Blacksmith Shop, Inc.	01073	Southampton	MA	28.0	0.0			28.0					28.0
				Ralph's Blacksmith Shop, Inc.	01075	South Hadley	MA	451.0	0.0			451.0					451.0
				Ralph's Blacksmith Shop, Inc.	01373	South Deerfield	MA	13.0	0.0			13.0					13.0
				Recover Green Roofs, LLC	01921	Boxford	MA	18.0	0.0			18.0					18.0
				Recover Green Roofs, LLC	02143	Somerville	MA	4.0	0.0			3.8					4.0
				Recover Green Roofs, LLC	02145	Somerville	MA	18.0	0.0			17.5					18.0
				Recover Green Roofs, LLC	02155	Medford	MA	40.0	0.0			39.8					40.0
				Recover Green Roofs, LLC	02726	Somerset	MA	18.0	0.0			18.0					18.0
				Ron Smith Electric, Inc.	01201	Pittsfield	MA	220.0	0.0			220.5					220.0
				Specialty Trades Contracting LLC	01201	Pittsfield	MA	8.0	0.0							8.0	8.0
				Specialty Trades Contracting LLC	01220	Adams	MA	32.0	0.0				32.0				32.0
				Specialty Trades Contracting LLC	01331	Athol	MA	66.0	0.0			66.0					66.0
				Specialty Trades Contracting LLC	01440	Gardner	MA	66.0	0.0			66.0					66.0
				Specialty Trades Contracting LLC	01452	Hubbardston	MA	42.0	0.0			42.0					42.0
				Specialty Trades Contracting LLC	04043	Kennebunk	ME	48.0	0.0			48.0					48.0
				Specialty Trades Contracting LLC	10457	Bronx	NY	24.0	0.0				24.0				24.0
				Specialty Trades Contracting LLC	10918	Chester	NY	6.0	0.0			6.5					6.0
				Specialty Trades Contracting LLC	11419	South Richmond Hill	NY	57.0	0.0				57.0				57.0
				Specialty Trades Contracting LLC	12184	Valatie	NY	24.0	0.0			24.0					24.0
				Specialty Trades Contracting LLC	12766	North Branch	NY	8.0	0.0			8.0	0.0				8.0
				Titan Roofing, Inc.	01009	Bondsville	MA	186.0	0.0			185.5					186.0
				Titan Roofing, Inc.	01013	Chicopee	MA	210.0	0.0			210.5					210.0
				Titan Roofing, Inc.	01020	Chicopee	MA	340.0	0.0			339.8					340.0
				Titan Roofing, Inc.	01033	Granby	MA	68.0	0.0			68.5					68.0
				Titan Roofing, Inc.	01056	Ludlow	MA	168.0	0.0			168.5					168.0
				Titan Roofing, Inc.	01057	Monson	MA	8.0	0.0			8.0					8.0
				Titan Roofing, Inc.	01060	Northampton	MA	16.0	0.0			16.0					16.0

Project	Phase	Project Name	General Contractor Name	Company Name	Zip Code	City	State	Male	Female	Asian	Black/African American/Cape Verdean	Caucasian	Hispanic	Native American/Eskimo/Aleut	Minority - Other	Other	Total Hours Reported
				Titan Roofing, Inc.	01069	Palmer	MA	11.0	0.0				11.0				11.0
				Titan Roofing, Inc.	01073	Southampton	MA	6.0	0.0				6.5				6.0
				Titan Roofing, Inc.	01075	South Hadley	MA	401.0	0.0				401.0				401.0
				Titan Roofing, Inc.	01082	Ware	MA	105.0	0.0				105.0				105.0
				Titan Roofing, Inc.	01089	West Springfield	MA	41.0	0.0					41.0			41.0
				Titan Roofing, Inc.	01107	Springfield	MA	47.0	0.0				47.0				47.0
				Titan Roofing, Inc.	01108	Springfield	MA	20.0	0.0				20.5				20.0
				Titan Roofing, Inc.	01109	Springfield	MA	218.0	0.0				218.5				218.0
				Titan Roofing, Inc.	01129	Springfield	MA	31.0	0.0				31.0				31.0
				Wayne J. Griffin Electric, Inc.	01013	Chicopee	MA	724.0	0.0				724.0				724.0
				Wayne J. Griffin Electric, Inc.	01027	Easthampton	MA	32.0	0.0				32.0				32.0
				Wayne J. Griffin Electric, Inc.	01027	Easthampton	MA	61.0	0.0				61.0				61.0
				Wayne J. Griffin Electric, Inc.	01030	Feeding Hills	MA	48.0	0.0				48.0				48.0
				Wayne J. Griffin Electric, Inc.	01040	Holyoke	MA	2,820.0	0.0				2,819.5				2,820.0
				Wayne J. Griffin Electric, Inc.	01040	Holyoke	MA	144.0	0.0				144.0				144.0
				Wayne J. Griffin Electric, Inc.	01056	Ludlow	MA	1,032.0	0.0				1,031.5				1,032.0
				Wayne J. Griffin Electric, Inc.	01057	Monson	MA	24.0	0.0				24.0				24.0
				Wayne J. Griffin Electric, Inc.	01085	Westfield	MA	160.0	0.0					160.0			160.0
				Wayne J. Griffin Electric, Inc.	01089	West Springfield	MA	608.0	0.0				608.0				608.0
				Wayne J. Griffin Electric, Inc.	01089	West Springfield	MA	832.0	0.0				832.0				832.0
				Wayne J. Griffin Electric, Inc.	01095	Wilbraham	MA	64.0	0.0				64.0				64.0
				Wayne J. Griffin Electric, Inc.	01108	Springfield	MA	32.0	0.0			32.0					32.0
				Wayne J. Griffin Electric, Inc.	01109	Springfield	MA	32.0	0.0				32.0				32.0
				Wayne J. Griffin Electric, Inc.	01119	Springfield	MA	416.0	0.0				416.0				416.0
				Wayne J. Griffin Electric, Inc.	01119	Springfield	MA	24.0	0.0				24.0				24.0
				Wayne J. Griffin Electric, Inc.	01128	Springfield	MA	1,064.0	0.0				1,064.0				1,064.0
				Wayne J. Griffin Electric, Inc.	01341	Conway	MA	182.0	0.0				182.0				182.0
				Wayne J. Griffin Electric, Inc.	01524	Leicester	MA	636.0	0.0				636.0				636.0
				Wayne J. Griffin Electric, Inc.	01562	Spencer	MA	40.0	0.0				40.0				40.0
				Wayne J. Griffin Electric, Inc.	01611	Cherry Valley	MA	248.0	0.0				248.0				248.0
				Wayne J. Griffin Electric, Inc.	05761	Pawlet	VT	168.0	0.0				168.0				168.0
BRC1001	DC1	BRC Fall River-Technology and Learning Center-New Facility	Bond Brothers, Inc.	Allegheny Contract Flooring, Inc.	02346	Middleboro	MA	12.0	0.0				12.0				12.0
				Allegheny Contract Flooring, Inc.	02750			7.0	0.0				7.0				7.0
				Allegheny Contract Flooring, Inc.	02771	Seekonk	MA	6.0	0.0				6.0				6.0
				Clayton LLC / Bluebird Graphic Solutions	01801	Woburn	MA	26.0	0.0				25.8				26.0
				Clayton LLC / Bluebird Graphic Solutions	02474	Arlington	MA	2.0	0.0			2.5	0.0				2.0
				Desperini Contracting	02721	Fall River	MA	90.0	0.0				45.5	44.5			90.0
				Desperini Contracting	02724	Fall River	MA	8.0	0.0				8.0				8.0
				Desperini Contracting	02740	New Bedford	MA	46.0	0.0				45.5				46.0
				Desperini Contracting	02769	Rehoboth	MA	32.0	0.0				32.0				32.0
				Desperini Contracting	02780	Taunton	MA	7.0	0.0				7.0				7.0
				Desperini Contracting	02790	Westport	MA	2.0	0.0				2.0				2.0
				Desperini Contracting	02911	North Providence	RI	32.0	0.0				32.0				32.0
				Federal Concrete, Inc.	02726	Somerset	MA	24.0	0.0				24.0				24.0
				Federal Concrete, Inc.	02744	New Bedford	MA	16.0	0.0				16.0				16.0
				Grasseschi Plumbing & Heating, Inc.	01520	Holden	MA	6.0	0.0				6.0				6.0
				Grasseschi Plumbing & Heating, Inc.	01543	Rutland	MA	60.0	0.0				60.5				60.0
				Grasseschi Plumbing & Heating, Inc.	01606	Worcester	MA	16.0	0.0				16.0				16.0
				Grasseschi Plumbing & Heating, Inc.	02324	Bridgewater	MA	27.0	0.0				27.0				27.0
				H. Carr & Sons, Inc.	02720	Fall River	MA	50.0	0.0				50.0				50.0
				K & K Acoustical Ceilings, Inc.	02026	Dedham	MA	41.0	0.0				41.0				41.0
				K & K Acoustical Ceilings, Inc.	02184	Braintree	MA	6.0	0.0				6.0				6.0
				K & K Acoustical Ceilings, Inc.	02766	Norton	MA	4.0	0.0				4.0				4.0
				Kapiloff's Glass, Inc.	01220	Adams	MA	12.0	0.0			12.3					12.0
				Kapiloff's Glass, Inc.	01247	North Adams	MA	12.0	0.0				12.3				12.0
				Marguerite Concrete, Inc.	01453	Leominster	MA	8.0	0.0				8.0				8.0
				Marguerite Concrete, Inc.	01504	Blackstone	MA	6.0	0.0				6.0				6.0
				Marguerite Concrete, Inc.	01569	Uxbridge	MA	108.0	0.0				108.0				108.0
				Marguerite Concrete, Inc.	02019	Bellingham	MA	16.0	0.0				8.0	8.0			16.0
				Marguerite Concrete, Inc.	02093	Wrentham	MA	8.0	0.0							8.0	8.0
				Marguerite Concrete, Inc.	02720	Fall River	MA	24.0	0.0				24.0				24.0
				Marguerite Concrete, Inc.	02865	Lincoln	RI	8.0	0.0				8.0				8.0
				Marguerite Concrete, Inc.	02915	Riverside	RI	8.0	0.0				8.0				8.0
				Marmelo Brothers Construction Company, Inc.	02747	North Dartmouth	MA	8.0	0.0				8.0				8.0
				Northeast Interiors of New England, Inc.	01081	Wales	MA	4.0	0.0				4.0				4.0
				Northeast Interiors of New England, Inc.	01501	Auburn	MA	8.0	0.0				8.0				8.0
				Northeast Interiors of New England, Inc.	01507	Charlton	MA	16.0	0.0				16.5				16.0
				Northeast Interiors of New England, Inc.	02148	Malden	MA	8.0	0.0				8.0				8.0
				Northeast Interiors of New England, Inc.	02341	Hanson	MA	16.0	0.0				16.0				16.0
				Northeast Interiors of New England, Inc.	02351	Abington	MA	76.0	0.0				76.0				76.0
				Northeast Interiors of New England, Inc.	02744	New Bedford	MA	8.0	0.0				8.0				8.0
				Northeast Interiors of New England, Inc.	06277	Thompson	CT	12.0	0.0				12.0				12.0
				Sunrise Erectors, Inc.	02045	Hull	MA	0.0	40.0				40.0				40.0
				Sunrise Erectors, Inc.	02720	Fall River	MA	4.0	0.0				4.0				4.0
				The Vertex Companies, Inc.	02360	Plymouth	MA	4.0	0.0				4.0				4.0
				V & G Ironworks, Inc.	01835	Haverhill	MA	0.0	6.0			5.5					6.0
				V & G Ironworks, Inc.	01852	Lowell	MA	5.0	0.0				5.0				5.0
				V & G Ironworks, Inc.	01876	Tewksbury	MA	10.0	0.0				10.0				10.0
				V & G Ironworks, Inc.	02062	Norwood	MA	14.0	0.0							13.5	14.0

Project	Phase	Project Name	General Contractor Name	Company Name	Zip Code	City	State	Male	Female	Asian	Black/African American/Cape Verdean	Caucasian	Hispanic	Native American/Eskimo/Aleut	Minority - Other	Other	Total Hours Reported
				V & G Ironworks, Inc.	02148	Malden	MA	6.0	0.0				6.5				6.0
				V & G Ironworks, Inc.	03055	Milford	NH	1.0	0.0				1.0				1.0
				Wayne J. Griffin Electric, Inc.	01564	Sterling	MA	16.0	0.0				16.0				16.0
				Wayne J. Griffin Electric, Inc.	02333	East Bridgewater	MA	5.0	0.0				5.0				5.0
				Wayne J. Griffin Electric, Inc.	02351	Abington	MA	8.0	0.0				8.0				8.0
				Wayne J. Griffin Electric, Inc.	02702	Assonet	MA	6.0	0.0				6.0				6.0
				Wayne J. Griffin Electric, Inc.	02715	Dighton	MA	8.0	0.0				8.0				8.0
				Wayne J. Griffin Electric, Inc.	02721	Fall River	MA	4.0	0.0			4.0					4.0
				Wayne J. Griffin Electric, Inc.	02780	Taunton	MA	35.0	0.0				35.0				35.0
				Wayne J. Griffin Electric, Inc.	02871	Portsmouth	RI	156.0	0.0				156.0				156.0
				Wayne J. Griffin Electric, Inc.	02889	Warwick	RI	50.0	0.0				50.0				50.0
				Wayne J. Griffin Electric, Inc.	02889	Warwick	RI	17.0	0.0				17.0				17.0
				Xquisite Landscaping, Inc.	02169	Quincy	MA	22.0	0.0				22.0				22.0
				Xquisite Landscaping, Inc.	02301	Brockton	MA	228.0	0.0				228.0				228.0
				Xquisite Landscaping, Inc.	02332	Duxbury	MA	247.0	0.0				247.0				247.0
				Xquisite Landscaping, Inc.	02720	Fall River	MA	87.0	0.0				87.0				87.0
				Xquisite Landscaping, Inc.	02723	Fall River	MA	50.0	0.0				50.0				50.0
				Xquisite Landscaping, Inc.	02724	Fall River	MA	67.0	0.0				67.0				67.0
				Xquisite Landscaping, Inc.	02740	New Bedford	MA	163.0	0.0				163.0				163.0
				Xquisite Landscaping, Inc.	02743	Acushnet	MA	350.0	0.0				350.0				350.0
				Xquisite Landscaping, Inc.	02745	New Bedford	MA	187.0	0.0				187.0				187.0
				Xquisite Landscaping, Inc.	02777	Swansea	MA	192.0	0.0				192.0				192.0
				Xquisite Landscaping, Inc.	02790	Westport	MA	185.0	0.0				185.0				185.0
BS81206	DC1	State House Gardner Auditorium Renovation	GTC Construction Management, Inc.	AD Contracting Services Corp.	01840	Lawrence	MA	96.0	0.0				96.0				96.0
				Advanced Presentation Systems	02366	South Carver	MA	10.0	0.0				9.5				10.0
				Advanced Presentation Systems	03038	Derry	NH	34.0	0.0				33.8				34.0
				Advanced Presentation Systems	03062	Nashua	NH	5.0	0.0				5.0				5.0
				Advanced Presentation Systems	03246	Laconia	NH	63.0	0.0				63.3				63.0
				Advanced Presentation Systems	03857	Newmarket	NH	11.0	0.0				11.3				11.0
				Alternative Creative Energy & HVAC, Inc.	01516	Douglas	MA	2.0	0.0				2.0				2.0
				Alternative Creative Energy & HVAC, Inc.	01570	Webster	MA	50.0	0.0				49.5				50.0
				Alternative Creative Energy & HVAC, Inc.	01601	Worcester	MA	54.0	0.0				54.5				54.0
				Alternative Creative Energy & HVAC, Inc.	02724	Fall River	MA	10.0	0.0				10.0				10.0
				Bello Painting Company, Inc.	01801	Woburn	MA	304.0	0.0				304.0				304.0
				Bello Painting Company, Inc.	02062	Norwood	MA	104.0	0.0				104.0				104.0
				Bello Painting Company, Inc.	02122	Dorchester	MA	56.0	0.0				56.0				56.0
				Bello Painting Company, Inc.	02130	Jamaica Plain	MA	24.0	0.0				24.0				24.0
				Bello Painting Company, Inc.	02150	Chelsea	MA	16.0	0.0				16.0				16.0
				Bello Painting Company, Inc.	02351	Abington	MA	16.0	0.0				16.0				16.0
				Capital Carpet and Flooring	01085	Westfield	MA	38.0	0.0				38.0				38.0
				Capital Carpet and Flooring	01089	West Springfield	MA	54.0	0.0				54.0				54.0
				Capital Carpet and Flooring	01801	Woburn	MA	40.0	0.0				40.0				40.0
				Capital Carpet and Flooring	01844	Methuen	MA	165.0	0.0				165.0				165.0
				Capital Carpet and Flooring	01867	Reading	MA	48.0	0.0				48.0				48.0
				Capital Carpet and Flooring	01901	Lynn	MA	4.0	0.0				4.0				4.0
				Capital Carpet and Flooring	02149	Everett	MA	80.0	0.0				80.0				80.0
				Capital Carpet and Flooring	02301	Brockton	MA	176.0	0.0				176.0				176.0
				Capital Carpet and Flooring	02532	Buzzards Bay	MA	38.0	0.0				38.0				38.0
				Capital Carpet and Flooring	03060	Nashua	NH	8.0	0.0				8.0				8.0
				Debco Carpentry LLC	01841	Lawrence	MA	62.0	0.0				62.0				62.0
				Debco Carpentry LLC	01844	Methuen	MA	28.0	0.0				27.5				28.0
				Debco Carpentry LLC	01969	Rowley	MA	665.0	0.0				665.0				665.0
				Debco Carpentry LLC	03038	Derry	NH	5.0	0.0				5.0				5.0
				Debco Carpentry LLC	03045	Goffstown	NH	342.0	0.0				341.5				342.0
				Debco Carpentry LLC	03874	Seabrook	NH	54.0	0.0				53.5				54.0
				Division 10 Specialties, Inc.	02341	Hanson	MA	8.0	0.0				8.0				8.0
				Division 10 Specialties, Inc.	02359	Pembroke	MA	8.0	0.0				8.0				8.0
				Division 15 HVAC, Inc.	02762	Plainville	MA	74.0	0.0				73.5				74.0
				GTC Construction Management, Inc.	01851	Lowell	MA	40.0	0.0				40.0				40.0
				GTC Construction Management, Inc.	01923	Danvers	MA	129.0	0.0				129.0				129.0
				GTC Construction Management, Inc.	03848	Kingston	NH	8.0	0.0				8.0				8.0
				Levelllee Architectural Millwork, Inc.	01501	Auburn	MA	69.0	0.0				69.2				69.0
				Levelllee Architectural Millwork, Inc.	01562	Spencer	MA	69.0	0.0				69.2				69.0
				Maria Fallon Electrical Services LLC	01843	Lawrence	MA	328.0	0.0							328.0	328.0
				Maria Fallon Electrical Services LLC	02081	Walpole	MA	80.0	0.0							80.0	80.0
				Maria Fallon Electrical Services LLC	02122	Dorchester	MA	1,004.0	0.0				1,004.0				1,004.0
				Maria Fallon Electrical Services LLC	02766	Norton	MA	683.0	0.0							683.0	683.0
				SimplexGrinnell Limited Partnership	01747	Hopedale	MA	20.0	0.0				20.0				20.0
				SimplexGrinnell Limited Partnership	02038	Franklin	MA	20.0	0.0				20.0				20.0
				SMS Services, Inc.	01841	Lawrence	MA	112.0	0.0				8.0	104.0			112.0
				SMS Services, Inc.	01844	Methuen	MA	24.0	0.0					24.0			24.0
				SMS Services, Inc.	02860	Pawtucket	RI	4.0	0.0				4.0				4.0
BS81402E	EC1	State House Comprehensive Energy and Water Upgrades	J.F. White Contracting Company	Absolute Renewable Energy, LLC	01824	Chelmsford	MA	960.0	0.0				960.0				960.0
				Absolute Renewable Energy, LLC	02050	Marshfield	MA	8.0	0.0				8.0				8.0
				Absolute Renewable Energy, LLC	02190	South Weymouth	MA	48.0	0.0				48.0				48.0
				Absolute Renewable Energy, LLC	02762	Plainville	MA	1,368.0	0.0				1,368.0				1,368.0
				Angelini Plastering, Inc.	01970	Salem	MA	38.0	0.0				38.5				38.0
				Angelini Plastering, Inc.	02726	Somerset	MA	112.0	0.0				112.0				112.0
				Angelini Plastering, Inc.	03060	Nashua	NH	432.0	0.0				432.0				432.0

Project	Phase	Project Name	General Contractor Name	Company Name	Zip Code	City	State	Male	Female	Asian	Black/African American/Cape Verdean	Caucasian	Hispanic	Native American/Eskimo/Aleut	Minority - Other	Other	Total Hours Reported
				Angelini Plastering, Inc.	03063	Nashua	NH	440.0	0.0			440.0					440.0
				Axion Specialty Contracting, LLC	01109	Springfield	MA	79.0	0.0		79.0						79.0
				Axion Specialty Contracting, LLC	01832	Haverhill	MA	650.0	0.0			650.0					650.0
				Axion Specialty Contracting, LLC	01876	Tewksbury	MA	8.0	0.0			8.0					8.0
				Axion Specialty Contracting, LLC	03038	Derry	NH	55.0	0.0			55.0					55.0
				Axion Specialty Contracting, LLC	03063	Nashua	NH	204.0	0.0			204.5					204.0
				Axion Specialty Contracting, LLC	03835	Farmington	NH	2.0	0.0			2.0					2.0
				Greenwood Industries	01537	North Oxford	MA	103.0	0.0				103.0				103.0
				Greenwood Industries	02176	Melrose	MA	4.0	0.0			4.0					4.0
				Greenwood Industries	02770	Rochester	MA	115.0	0.0			115.0					115.0
				Huntington Controls, Inc.	01748	Hopkinton	MA	13.0	0.0			13.0					13.0
				Huntington Controls, Inc.	01844	Methuen	MA	396.0	0.0			396.0					396.0
				Huntington Controls, Inc.	01880	Wakefield	MA	4.0	0.0			4.0					4.0
				Huntington Controls, Inc.	02019	Bellingham	MA	1,119.0	0.0			1,119.0					1,119.0
				J.F. White Contracting Company	01801	Woburn	MA	96.0	0.0			96.0					96.0
				J.F. White Contracting Company	01830	Haverhill	MA	431.0	0.0			431.0					431.0
				J.F. White Contracting Company	01843	Lawrence	MA	112.0	0.0			112.0					112.0
				J.F. White Contracting Company	01867	Reading	MA	34.0	0.0			34.0					34.0
				J.F. White Contracting Company	01960	Peabody	MA	192.0	0.0			192.0					192.0
				J.F. White Contracting Company	02026	Dedham	MA	444.0	0.0			444.0					444.0
				J.F. White Contracting Company	02032	East Walpole	MA	16.0	0.0			16.0					16.0
				J.F. White Contracting Company	02043	Hingham	MA	322.0	0.0			322.0					322.0
				J.F. White Contracting Company	02052	Medfield	MA	48.0	0.0			48.0					48.0
				J.F. White Contracting Company	02128	Boston	MA	0.0	170.0	170.0							170.0
				J.F. White Contracting Company	02136	Hyde Park	MA	153.0	0.0		153.0						153.0
				J.F. White Contracting Company	02138	Cambridge	MA	130.0	0.0			130.0					130.0
				J.F. White Contracting Company	02151	Revere	MA	40.0	0.0			40.0					40.0
				J.F. White Contracting Company	02152	Winthrop	MA	300.0	0.0			300.0					300.0
				J.F. White Contracting Company	02155	Medford	MA	499.0	0.0			499.0					499.0
				J.F. White Contracting Company	02169	Quincy	MA	426.0	0.0		386.0	40.0					426.0
				J.F. White Contracting Company	02190	South Weymouth	MA	298.0	0.0			298.0					298.0
				J.F. White Contracting Company	02324	Bridgewater	MA	20.0	0.0			20.0					20.0
				J.F. White Contracting Company	02717	East Freetown	MA	266.0	0.0			266.0					266.0
				J.F. White Contracting Company	02726	Somerset	MA	470.0	0.0			470.0					470.0
				J.F. White Contracting Company	02767	Raynham	MA	4.0	0.0			4.0					4.0
				J.F. White Contracting Company	02790	Westport	MA	24.0	0.0			24.0					24.0
				J.F. White Contracting Company	03055	Millford	NH	232.0	0.0			232.0					232.0
				J.F. White Contracting Company	03079	Salem	NH	112.0	0.0			112.0					112.0
				J.F. White Contracting Company	03908	South Berwick	ME	53.0	0.0			53.0					53.0
BSB1405	HC1	State House Upgrade & Replacement of Elevators	Colantonio, Inc.	Colantonio, Inc.	01420	Fitchburg	MA	36.0	0.0			36.0					36.0
				Colantonio, Inc.	02019	Bellingham	MA	8.0	0.0			8.0					8.0
				Colantonio, Inc.	02035	Foxboro	MA	4.0	0.0			4.0					4.0
				Costa Brothers Masonry, Inc.	02719	Fairhaven	MA	8.0	0.0			8.0					8.0
				Costa Brothers Masonry, Inc.	02743	Acushnet	MA	20.0	0.0			20.0					20.0
				Costa Brothers Masonry, Inc.	02747	North Dartmouth	MA	8.0	0.0			8.0					8.0
				Costa Brothers Masonry, Inc.	02748	South Dartmouth	MA	8.0	0.0			8.0					8.0
				EDM Construction, Inc.	01020	Chicopee	MA	32.0	0.0			32.0					32.0
				EDM Construction, Inc.	01107	Springfield	MA	28.0	0.0			28.0					28.0
				EDM Construction, Inc.	01550	Southbridge	MA	32.0	0.0			32.0					32.0
				EDM Construction, Inc.	02150	Chelsea	MA	60.0	0.0				60.0				60.0
				Pavilion Floors Inc.	02148	Malden	MA	2.0	0.0				2.0				2.0
				Pavilion Floors Inc.	02155	Medford	MA	2.0	0.0				2.0				2.0
				Pavilion Floors Inc.	02184	Braintree	MA	37.0	0.0				37.0				37.0
				Pavilion Floors Inc.	02703	Attleboro	MA	6.0	0.0			6.0					6.0
				S.O.S. Corporation	01757	Millis	MA	312.0	0.0			312.0					312.0
				S.O.S. Corporation	02721	Fall River	MA	40.0	0.0			40.0					40.0
				V & S Finishing, Inc.	01420	Fitchburg	MA	40.0	0.0			40.0					40.0
				V & S Finishing, Inc.	01453	Leominster	MA	0.0	36.0			36.0					36.0
				V & S Finishing, Inc.	03101	Manchester	NH	159.0	0.0			159.0					159.0
BSD1401E	EC1	Bristol County Sheriff's Office Facilities-Energy and Water Upgrades	Enterprise Equipment Company, Inc.	A & M Welding Fabrication, LLC	02043	Hingham	MA	43.0	0.0			43.0					43.0
				A & M Welding Fabrication, LLC	02346	Middleboro	MA	10.0	0.0			10.5					10.0
				Acoustek, Inc.	01701	Framingham	MA	8.0	0.0				8.0				8.0
				Acoustek, Inc.	02790	Westport	MA	16.0	0.0			16.0					16.0
				Air Solutions & Balancing, LLC	01864	North Reading	MA	4.0	0.0			4.5					4.0
				Air Solutions & Balancing, LLC	03046	Dunbarton	NH	70.0	0.0			70.0					70.0
				Air Solutions & Balancing, LLC	03064	Nashua	NH	90.0	0.0			90.5					90.0
				American Test & Balance, Inc.	02151	Revere	MA	84.0	0.0			84.3					84.0
				Annese Electrical Services, Inc.	02066	Scituate	MA	80.0	0.0			80.0					80.0
				Annese Electrical Services, Inc.	02189	East Weymouth	MA	114.0	0.0			114.0					114.0
				Annese Electrical Services, Inc.	02356	North Easton	MA	932.0	0.0			932.5					932.0
				Annese Electrical Services, Inc.	02649	Mashpee	MA	462.0	0.0			461.5					462.0
				Annese Electrical Services, Inc.	02740	New Bedford	MA	147.0	0.0		0.0	147.0					147.0
				Annese Electrical Services, Inc.	02747	North Dartmouth	MA	139.0	0.0			139.0					139.0
				Annese Electrical Services, Inc.	02766	Norton	MA	644.0	0.0		643.5						644.0
				Annese Electrical Services, Inc.	02790	Westport	MA	522.0	0.0			521.5					522.0
				Building Science & Constructoin Inc.	01603	Worcester	MA	24.0	0.0		24.0						24.0
				Building Science & Constructoin Inc.	02142	Cambridge	MA	269.0	0.0				269.0				269.0
				Building Science & Constructoin Inc.	02370	Rockland	MA	279.0	0.0				279.0				279.0

Project	Phase	Project Name	General Contractor Name	Company Name	Zip Code	City	State	Male	Female	Asian	Black/African American/Cape Verdean	Caucasian	Hispanic	Native American/Eskimo/Aleut	Minority - Other	Other	Total Hours Reported
				Building Science & Constructoin Inc.	02453	Waltham	MA	267.0	0.0				267.0				267.0
				D.A. Gratz Solar, LLC	01002	Amherst	MA	10.0	0.0				10.0				10.0
				D.A. Gratz Solar, LLC	01038	Hatfield	MA	27.0	0.0				27.0				27.0
				D.A. Gratz Solar, LLC	01040	Holyoke	MA	74.0	0.0				74.0				74.0
				D.A. Gratz Solar, LLC	01088	West Hatfield	MA	258.0	0.0				258.0				258.0
				D.A. Gratz Solar, LLC	01331	Athol	MA	94.0	0.0				94.0				94.0
				Enterprise Equipment Company, Inc.	01475	Winchendon	MA	456.0	0.0				455.5				456.0
				Enterprise Equipment Company, Inc.	02021	Canton	MA	349.0	0.0				349.0				349.0
				Enterprise Equipment Company, Inc.	02050	Marshfield	MA	822.0	0.0				822.0				822.0
				Enterprise Equipment Company, Inc.	02072	Stoughton	MA	348.0	0.0				348.0				348.0
				Enterprise Equipment Company, Inc.	02126	Mattapan	MA	20.0	0.0			20.0					20.0
				Enterprise Equipment Company, Inc.	02131	Rosindale	MA	183.0	0.0				183.0				183.0
				Enterprise Equipment Company, Inc.	02136	Hyde Park	MA	270.0	0.0			270.0					270.0
				Enterprise Equipment Company, Inc.	02151	Revere	MA	245.0	0.0				245.0				245.0
				Enterprise Equipment Company, Inc.	02189	East Weymouth	MA	158.0	0.0				158.0				158.0
				Enterprise Equipment Company, Inc.	02190	South Weymouth	MA	406.0	0.0				406.0				406.0
				Enterprise Equipment Company, Inc.	02333	East Bridgewater	MA	45.0	0.0				45.0				45.0
				Enterprise Equipment Company, Inc.	02339	Hanover	MA	628.0	0.0				628.0				628.0
				Enterprise Equipment Company, Inc.	02343	Holbrook	MA	216.0	0.0				216.0				216.0
				Enterprise Equipment Company, Inc.	02359	Pembroke	MA	246.0	0.0				246.0				246.0
				Enterprise Equipment Company, Inc.	02360	Plymouth	MA	355.0	0.0				355.0				355.0
				Enterprise Equipment Company, Inc.	02467	Chestnut Hill	MA	16.0	0.0				16.0				16.0
				Fraser Engineering Company, Inc.	01543	Rutland	MA	707.0	0.0				707.0				707.0
				Fraser Engineering Company, Inc.	01730	Bedford	MA	528.0	0.0				528.0				528.0
				Fraser Engineering Company, Inc.	01752	Marlborough	MA	319.0	0.0				319.0				319.0
				Fraser Engineering Company, Inc.	01844	Methuen	MA	110.0	0.0				110.0				110.0
				Fraser Engineering Company, Inc.	01913	Amesbury	MA	160.0	0.0				160.0				160.0
				Fraser Engineering Company, Inc.	02895	Woonsocket	RI	732.0	0.0				732.0				732.0
				Fraser Engineering Company, Inc.	03826	East Hampstead	NH	659.0	0.0				659.0				659.0
				Fraser Engineering Company, Inc.	03865	Plaistow	NH	689.0	0.0				689.0				689.0
				Heritage Heating & Air Conditioning	02031	East Mansfield	MA	55.0	0.0				55.0				55.0
				Heritage Heating & Air Conditioning	02032	East Walpole	MA	148.0	0.0				147.5				148.0
				Heritage Heating & Air Conditioning	02048	Mansfield	MA	300.0	0.0				300.5				300.0
				J.M. Electrical Company, Inc.	02169	Quincy	MA	840.0	0.0				840.0				840.0
				J.M. Electrical Company, Inc.	02343	Holbrook	MA	530.0	0.0				530.0				530.0
				J.M. Electrical Company, Inc.	02715	Dighton	MA	470.0	0.0				470.0				470.0
				J.M. Electrical Company, Inc.	02766	Norton	MA	882.0	0.0				882.0				882.0
				J.M. Electrical Company, Inc.	02779	Berkley	MA	330.0	0.0				330.0				330.0
				Lighting Retrofit Services	01821	Billerica	MA	35.0	0.0				35.3				35.0
				Lighting Retrofit Services	01851	Lowell	MA	143.0	0.0	143.3							143.0
				Lighting Retrofit Services	01864	North Reading	MA	834.0	0.0				834.0				834.0
				Lighting Retrofit Services	01887	Wilmington	MA	40.0	0.0				40.0				40.0
				Lighting Retrofit Services	02124	Dorchester Center	MA	240.0	0.0			240.0					240.0
				Lighting Retrofit Services	02171	Quincy	MA	195.0	0.0	194.8							195.0
				Lighting Retrofit Services	02453	Waltham	MA	137.0	0.0				137.3				137.0
				Lighting Retrofit Services	02720	Fall River	MA	394.0	0.0				394.3				394.0
				Lighting Retrofit Services	03833	Exeter	NH	761.0	0.0	761.0							761.0
				Lothrop Companies, Inc.	02149	Everett	MA	8.0	0.0			8.0					8.0
				Lothrop Companies, Inc.	02151	Revere	MA	16.0	0.0				16.0				16.0
				Lothrop Companies, Inc.	02302	Brockton	MA	108.0	0.0			107.5					108.0
				Maria Fallon Electrical Services LLC	02341	Hanson	MA	314.0	0.0				314.0				314.0
				Maria Fallon Electrical Services LLC	02347	Lakeville	MA	550.0	0.0				550.0				550.0
				Maria Fallon Electrical Services LLC	02367	Plympton	MA	561.0	0.0				561.0				561.0
				Maria Fallon Electrical Services LLC	02723	Fall River	MA	400.0	0.0				400.0				400.0
				Maria Fallon Electrical Services LLC	02740	New Bedford	MA	470.0	0.0				470.0				470.0
				Maria Fallon Electrical Services LLC	02766	Norton	MA	74.0	0.0				74.0				74.0
				Peter N. Benedict & Sons	02190	South Weymouth	MA	40.0	0.0				40.0				40.0
				Peter N. Benedict & Sons	02341	Hanson	MA	40.0	0.0				40.0				40.0
				Spindle City Insulation, Inc.	02724	Fall River	MA	168.0	0.0				167.5				168.0
				Spindle City Insulation, Inc.	02919	Johnston	RI	42.0	0.0				42.5				42.0
				Taunton Electrical Corp.	02338	Halifax	MA	586.0	0.0				586.0				586.0
				Taunton Electrical Corp.	02563	Sandwich	MA	584.0	0.0				584.0				584.0
				Tecta America New England	02339	Hanover	MA	40.0	0.0				40.5				40.0
CCC1201	HC1	Cape Cod Community College	C.C. Construction, Inc.	C.C. Construction, Inc.	02062	Norwood	MA	35.0	0.0				35.0				35.0
				C.C. Construction, Inc.	02360	Plymouth	MA	84.0	0.0				83.5				84.0
				C.C. Construction, Inc.	02532	Buzzards Bay	MA	8.0	0.0				8.0				8.0
				C.C. Construction, Inc.	02536	East Falmouth	MA	1,188.0	0.0			50.0	1,138.5				1,188.0
				C.C. Construction, Inc.	02537	East Sandwich	MA	26.0	0.0				26.5				26.0
				C.C. Construction, Inc.	02540	Falmouth	MA	660.0	0.0				660.0				660.0
				C.C. Construction, Inc.	02631	Brewster	MA	212.0	0.0				211.5				212.0
				C.C. Construction, Inc.	02641	East Dennis	MA	70.0	0.0				69.5				70.0
				C.C. Construction, Inc.	02642	Eastham	MA	34.0	0.0				33.5				34.0
				C.C. Construction, Inc.	02645	Harwich	MA	455.0	0.0				455.3				455.0
				C.C. Construction, Inc.	02649	Mashpee	MA	36.0	0.0				35.5				36.0
				C.C. Construction, Inc.	02660	South Dennis	MA	30.0	0.0				29.5				30.0
				C.C. Construction, Inc.	02668	West Barnstable	MA	95.0	0.0				95.0				95.0
				C.C. Construction, Inc.	02673	West Yarmouth	MA	558.0	0.0			557.5					558.0
				C.C. Construction, Inc.	03038	Derry	NH	26.0	0.0				25.5				26.0
				C.C. Construction, Inc.	03103	Manchester	NH	8.0	0.0				8.0				8.0

Project	Phase	Project Name	General Contractor Name	Company Name	Zip Code	City	State	Male	Female	Asian	Black/African American/Cape Verdean	Caucasian	Hispanic	Native American/Eskimo/Aleut	Minority - Other	Other	Total Hours Reported
				Chapman Construction Group	01760	Natick	MA	267.0	0.0			267.0					267.0
				Chapman Construction Group	02301	Brockton	MA	184.0	0.0		184.0						184.0
				Chapman Construction Group	02351	Abington	MA	0.0	677.0			677.0					677.0
				Chapman Construction Group	02537	East Sandwich	MA	0.0	10.0			10.0					10.0
				Chapman Construction Group	02720	Fall River	MA	112.0	0.0			112.0					112.0
				Chapman Construction Group	02770	Rochester	MA	120.0	0.0			120.0					120.0
				Chase Landscape, Inc.	01545	Shrewsbury	MA	8.0	0.0							8.0	8.0
				Chase Landscape, Inc.	02631	Brewster	MA	10.0	0.0								10.0
				Chase Landscape, Inc.	02659	South Chatham	MA	16.0	0.0							16.0	16.0
				Chase Landscape, Inc.	02660	South Dennis	MA	32.0	0.0							32.0	32.0
				E.W. Drew Electrical Construction, Inc.	02601	Hyannis	MA	27.0	0.0				27.0				27.0
				E.W. Drew Electrical Construction, Inc.	02632	Centerville	MA	27.0	0.0				27.0				27.0
				E.W. Drew Electrical Construction, Inc.	02635	Cotuit	MA	27.0	0.0				27.0				27.0
				Lawrence Lynch Corporation	01504	Blackstone	MA	5.0	0.0				5.0				5.0
				Lawrence Lynch Corporation	02035	Foxboro	MA	6.0	0.0				5.5				6.0
				Lawrence Lynch Corporation	02128	Boston	MA	0.0	8.0				7.5				8.0
				Lawrence Lynch Corporation	02137	Readville	MA	2.0	0.0				2.0				2.0
				Lawrence Lynch Corporation	02536	East Falmouth	MA	36.0	0.0			30.0	6.5				36.0
				Lawrence Lynch Corporation	02558	Onset	MA	10.0	0.0			10.5					10.0
				Lawrence Lynch Corporation	02576	West Wareham	MA	4.0	0.0							4.0	4.0
				Lawrence Lynch Corporation	02702	Assonet	MA	10.0	0.0				9.5				10.0
				Lawrence Lynch Corporation	02719	Fairhaven	MA	11.0	0.0				11.0				11.0
				Lawrence Lynch Corporation	02721	Fall River	MA	24.0	0.0				24.5				24.0
				Lawrence Lynch Corporation	02724	Fall River	MA	4.0	0.0				4.5				4.0
				Lawrence Lynch Corporation	02740	New Bedford	MA	18.0	0.0			5.0	12.5				18.0
				Lawrence Lynch Corporation	02743	Acushnet	MA	14.0	0.0				13.5				14.0
				Lawrence Lynch Corporation	02745	New Bedford	MA	28.0	0.0				28.0				28.0
				Lawrence Lynch Corporation	02747	North Dartmouth	MA	19.0	0.0				19.0				19.0
				Lawrence Lynch Corporation	02748	South Dartmouth	MA	30.0	0.0				29.5				30.0
				Lawrence Lynch Corporation	02777	Swansea	MA	3.0	0.0				3.0				3.0
				Lawrence Lynch Corporation	02780	Taunton	MA	6.0	0.0				6.5				6.0
				Lawrence Lynch Corporation	02790	Westport	MA	10.0	0.0				9.5				10.0
				Lawrence Lynch Corporation	06232	Andover	CT	8.0	0.0				7.5				8.0
				Lawrence Lynch Corporation	06260	Putnam	CT	7.0	0.0				7.0				7.0
				P.K.M. Contractors, Inc.	02632	Centerville	MA	1.0	0.0				1.0				1.0
				P.K.M. Contractors, Inc.	02645	Harwich	MA	16.0	0.0			16.0					16.0
				P.K.M. Contractors, Inc.	02660	South Dennis	MA	36.0	0.0				36.5				36.0
CME0902	DC1	Office of Chief Medical Examiner West/Central Combined Facility	HDR Architecture, PC	Crestview Construction & Trucking, Inc.	01030	Feeding Hills	MA	14.0	0.0			14.0					14.0
				Crestview Construction & Trucking, Inc.	01034	Granville	MA	172.0	0.0				172.5				172.0
				Crestview Construction & Trucking, Inc.	01077	Southwick	MA	138.0	0.0				137.5				138.0
				Crestview Construction & Trucking, Inc.	01085	Westfield	MA	268.0	0.0				268.0				268.0
				Crestview Construction & Trucking, Inc.	01089	West Springfield	MA	13.0	0.0				13.0				13.0
				Orlando Annulli & Sons, Inc.	01027	Easthampton	MA	408.0	0.0				408.0				408.0
				Orlando Annulli & Sons, Inc.	06029	Ellington	CT	50.0	0.0				50.0				50.0
				Top Notch Abatement, LLC	01020	Chicopee	MA	42.0	0.0					42.0			42.0
				Top Notch Abatement, LLC	01079	Thorndike	MA	20.0	0.0				20.0				20.0
				Top Notch Abatement, LLC	01080	Three Rivers	MA	0.0	90.0				90.0				90.0
				Top Notch Abatement, LLC	01092	West Warren	MA	16.0	0.0				16.0				16.0
				Top Notch Abatement, LLC	01104	Springfield	MA	20.0	0.0					20.0			20.0
				Top Notch Abatement, LLC	01105	Springfield	MA	44.0	0.0					44.0			44.0
				Top Notch Abatement, LLC	01107	Springfield	MA	26.0	0.0					26.0			26.0
				Top Notch Abatement, LLC	01109	Springfield	MA	4.0	0.0			4.0					4.0
				Top Notch Abatement, LLC	01550	Southbridge	MA	16.0	0.0				16.0				16.0
				Universal Electric Company, Inc.	01056	Ludlow	MA	17.0	0.0				17.0				17.0
				Universal Electric Company, Inc.	01069	Palmer	MA	8.0	0.0				8.0				8.0
				Universal Electric Company, Inc.	01085	Westfield	MA	80.0	0.0				80.0				80.0
				Universal Electric Company, Inc.	01089	West Springfield	MA	8.0	0.0				8.0				8.0
CME1401	FC1	HVAC Repair - Chief Medical Examiner's Building	Enterprise Equipment Company, Inc.	American Test & Balance, Inc.	02151	Revere	MA	12.0	0.0				12.3				12.0
				Annese Electrical Services, Inc.	02191	North Weymouth	MA	3.0	0.0				3.0				3.0
				BCM Controls Corp.	01420	Fitchburg	MA	2.0	0.0				2.0				2.0
				BCM Controls Corp.	01432	Ayer	MA	51.0	0.0				51.0				51.0
				BCM Controls Corp.	01453	Leominster	MA	52.0	0.0				52.0				52.0
				BCM Controls Corp.	01824	Chelmsford	MA	24.0	0.0				24.0				24.0
				BCM Controls Corp.	01832	Haverhill	MA	7.0	0.0				7.0				7.0
				BCM Controls Corp.	03801	Portsmouth	NH	4.0	0.0				4.5				4.0
				Enterprise Equipment Company, Inc.	02021	Canton	MA	2.0	0.0				2.0				2.0
				Enterprise Equipment Company, Inc.	02050	Marshfield	MA	8.0	0.0				8.0				8.0
				Enterprise Equipment Company, Inc.	02151	Revere	MA	4.0	0.0				4.0				4.0
				Enterprise Equipment Company, Inc.	02343	Holbrook	MA	18.0	0.0				18.0				18.0
				Glover Sheet Metal, Inc.	01749	Hudson	MA	4.0	0.0				4.0				4.0
				Glover Sheet Metal, Inc.	01860	Merrimac	MA	4.0	0.0				4.0				4.0
				J.M. Electrical Company, Inc.	01906	Saugus	MA	53.0	0.0				53.0				53.0
				J.M. Electrical Company, Inc.	02054	Millis	MA	4.0	0.0				4.0				4.0
				J.M. Electrical Company, Inc.	02339	Hanover	MA	69.0	0.0				69.0				69.0
DCP1228	FC1	HVAC Deferred Maintenance & Energy Conservation Measures - Springfield State Office Building	Marois Construction Company, Inc.	Marois Construction Company, Inc.	01040	Holyoke	MA	221.0	0.0				221.0				221.0
				Marois Construction Company, Inc.	01119	Springfield	MA	18.0	0.0				18.0				18.0
				Wayne J. Griffin Electric, Inc.	01040	Holyoke	MA	131.0	0.0				131.0				131.0

Project	Phase	Project Name	General Contractor Name	Company Name	Zip Code	City	State	Male	Female	Asian	Black/African American/Cape Verdean	Caucasian	Hispanic	Native American/Eskimo/Aleut	Minority - Other	Other	Total Hours Reported				
DCP1229	FC2	Deferred Maintenance & Code Deficiencies	Mill City Construction, Inc.	Wayne J. Griffin Electric, Inc.	01085	Westfield	MA	148.0	0.0		148.0						148.0				
				Acme Abatement Contractor	02720	Fall River	MA	604.0	0.0	604.5										604.0	
				Acme Abatement Contractor	02721	Fall River	MA	117.0	0.0	117.0											117.0
				Acme Abatement Contractor	02723	Fall River	MA	125.0	0.0	125.0											125.0
				Acme Abatement Contractor	02771	Seekonk	MA	152.0	0.0	152.0											152.0
				Acme Abatement Contractor	02780	Taunton	MA	704.0	0.0	704.5											704.0
				Acme Abatement Contractor	02907	Providence	RI	468.0	0.0	467.5											468.0
				Acme Abatement Contractor	02909	Providence	RI	48.0	0.0	48.0											48.0
				Armani Restoration, Inc.	06037	Berlin	CT	8.0	0.0						8.0						8.0
				Armani Restoration, Inc.	06111	Newington	CT	24.0	0.0							24.0					24.0
				Armani Restoration, Inc.	06268	Storrs Mansfield	CT	8.0	0.0								8.0				8.0
				Armani Restoration, Inc.	06450	Meriden	CT	8.0	0.0						8.0						8.0
				Armani Restoration, Inc.	06492	Wallingford	CT	136.0	0.0							136.0					136.0
				Bay State Elevator Company	01011	Chester	MA	38.0	0.0								38.0				38.0
				Bay State Elevator Company	01020	Chicopee	MA	63.0	0.0								63.0				63.0
				Bay State Elevator Company	01089	West Springfield	MA	13.0	0.0												13.0
				Bay State Elevator Company	01201	Pittsfield	MA	176.0	0.0								176.3				176.0
				Bay State Elevator Company	01373	South Deerfield	MA	176.0	0.0								176.0				176.0
				Bay State Elevator Company	01378	Warwick	MA	75.0	0.0								75.0				75.0
				Capital Carpet and Flooring Specialists, Inc.	01518	Fiskdale	MA	14.0	0.0								14.0				14.0
				Capital Carpet and Flooring Specialists, Inc.	01540	Oxford	MA	8.0	0.0								8.0				8.0
				Comalli Group, Inc.	01201	Pittsfield	MA	152.0	0.0								152.0				152.0
				Comalli Group, Inc.	01225	Cheshire	MA	3.0	0.0								3.0				3.0
				Comalli Group, Inc.	01237	Lanesboro	MA	4.0	0.0								4.5				4.0
				Comalli Group, Inc.	01247	North Adams	MA	992.0	0.0								992.0				992.0
				Comalli Group, Inc.	01267	Williamstown	MA	507.0	0.0								507.0				507.0
				Contracting Specialists, Inc.	01013	Chicopee	MA	776.0	0.0								776.0				776.0
				Contracting Specialists, Inc.	01062	Florence	MA	768.0	0.0							768.0					768.0
				Contracting Specialists, Inc.	01073	Southampton	MA	88.0	0.0								88.0				88.0
				Contracting Specialists, Inc.	01220	Adams	MA	971.0	0.0								971.0				971.0
				Contracting Specialists, Inc.	01235	Hinsdale	MA	150.0	0.0								150.0				150.0
				Contracting Specialists, Inc.	01247	North Adams	MA	739.0	0.0								739.0				739.0
				Contracting Specialists, Inc.	01420	Fitchburg	MA	1,000.0	0.0								1,000.0				1,000.0
				Contracting Specialists, Inc.	01826	Dracut	MA	1,196.0	0.0								1,196.5				1,196.0
				Contracting Specialists, Inc.	02062	Norwood	MA	108.0	0.0								108.0				108.0
				Contracting Specialists, Inc.	02081	Walpole	MA	37.0	0.0								37.0				37.0
				Contracting Specialists, Inc.	02184	Braintree	MA	108.0	0.0								108.0				108.0
				Contracting Specialists, Inc.	02332	Duxbury	MA	116.0	0.0								116.0				116.0
				Contracting Specialists, Inc.	02703	Attleboro	MA	1,144.0	0.0								1,144.0				1,144.0
				Contracting Specialists, Inc.	04103	Portland	ME	934.0	0.0								934.0				934.0
				H.M. Nunes & Sons Construction, Inc.	01009	Bondsville	MA	110.0	0.0								110.5				110.0
				H.M. Nunes & Sons Construction, Inc.	01020	Chicopee	MA	52.0	0.0								43.5		8.5		52.0
				H.M. Nunes & Sons Construction, Inc.	01028	East Longmeadow	MA	8.0	0.0										8.5		8.0
				H.M. Nunes & Sons Construction, Inc.	01056	Ludlow	MA	270.0	0.0										270.0		270.0
				H.M. Nunes & Sons Construction, Inc.	01057	Monson	MA	92.0	0.0								92.0				92.0
				H.M. Nunes & Sons Construction, Inc.	01069	Palmer	MA	890.0	0.0										890.0		890.0
				H.M. Nunes & Sons Construction, Inc.	01085	Westfield	MA	8.0	0.0								8.5				8.0
				H.M. Nunes & Sons Construction, Inc.	01095	Wilbraham	MA	64.0	0.0								64.0				64.0
				H.M. Nunes & Sons Construction, Inc.	01129	Springfield	MA	280.0	0.0										279.5		280.0
				Hareld-Glass Co., Inc.	02816	Coventry	RI	22.0	0.0								22.5				22.0
				Hareld-Glass Co., Inc.	02895	Woonsocket	RI	18.0	0.0								18.5				18.0
				Lizotte Glass, Inc.	01013	Chicopee	MA	558.0	0.0								558.5				558.0
				Lizotte Glass, Inc.	01020	Chicopee	MA	761.0	0.0								761.3				761.0
				Lizotte Glass, Inc.	01033	Granby	MA	2.0	0.0								2.5				2.0
				Lizotte Glass, Inc.	01040	Holyoke	MA	911.0	0.0								911.0				911.0
				Lizotte Glass, Inc.	01075	South Hadley	MA	57.0	0.0								57.0				57.0
				Lizotte Glass, Inc.	01104	Springfield	MA	11.0	0.0								10.8				11.0
				Mill City Construction, Inc.	01566	Sturbridge	MA	1,907.0	0.0								1,907.3				1,907.0
				Mill City Construction, Inc.	02761	North Attleboro	MA	230.0	0.0								230.5				230.0
				Mill City Construction, Inc.	02859	Pascoag	RI	84.0	0.0								83.5				84.0
				Mill City Construction, Inc.	02864	Cumberland	RI	98.0	0.0								97.5				98.0
				Mill City Construction, Inc.	02895	Woonsocket	RI	280.0	0.0								280.0				280.0
				Mill City Construction, Inc.	02896	North Smithfield	RI	8.0	0.0								7.5				8.0
				Phalanx Engineering, Inc.	02703	Attleboro	MA	40.0	0.0								40.0				40.0
				Phalanx Engineering, Inc.	02769	Rehoboth	MA	29.0	0.0								29.0				29.0
				Phalanx Engineering, Inc.	02816	Coventry	RI	46.0	0.0								46.5				46.0
				Phalanx Engineering, Inc.	02888	Warwick	RI	78.0	0.0								78.0				78.0
				Phalanx Engineering, Inc.	02889	Warwick	RI	68.0	0.0								68.0				68.0
				Phalanx Engineering, Inc.	02895	Woonsocket	RI	16.0	0.0								16.0				16.0
				Pilgrim Interiors, Inc.	01029	East Otis	MA	165.0	0.0								165.0				165.0
				Pilgrim Interiors, Inc.	01030	Feeding Hills	MA	14.0	0.0								14.3				14.0
				Pilgrim Interiors, Inc.	01040	Holyoke	MA	123.0	0.0								122.8				123.0
				Pilgrim Interiors, Inc.	01083	Warren	MA	15.0	0.0								14.8				15.0
				Pilgrim Interiors, Inc.	01118	Springfield	MA	8.0	0.0								7.7				8.0
				Pilgrim Interiors, Inc.	06450	Meriden	CT	56.0	0.0								56.4				56.0
				Pilgrim Interiors, Inc.	06451	Meriden	CT	24.0	0.0								24.4				24.0
				Pilgrim Interiors, Inc.	06492	Wallingford	CT	24.0	0.0								24.4				24.0
				SMJ Metal Company, Inc.	01035	Hadley	MA	19.0	0.0								19.0				19.0
				SMJ Metal Company, Inc.	01053	Leeds	MA	24.0	0.0								24.0				24.0

Project	Phase	Project Name	General Contractor Name	Company Name	Zip Code	City	State	Male	Female	Asian	Black/African American/Cape Verdean	Caucasian	Hispanic	Native American/Eskimo/Aleut	Minority - Other	Other	Total Hours Reported
				SMJ Metal Company, Inc.	01069	Palmer	MA	8.0	0.0				8.0				8.0
				SMJ Metal Company, Inc.	01073	Southampton	MA	60.0	0.0				59.8				60.0
				SMJ Metal Company, Inc.	01075	South Hadley	MA	43.0	0.0				43.0				43.0
				SMJ Metal Company, Inc.	01373	South Deerfield	MA	16.0	0.0				15.8				16.0
				South East Fence Company, Inc.	02719	Fairhaven	MA	8.0	0.0				7.5				8.0
				South East Fence Company, Inc.	02740	New Bedford	MA	8.0	0.0				7.5				8.0
DCP1353	FC1	McCormack State Office Garage Drainage Repairs	P.J. Kennedy & Sons, Inc.	P.J. Kennedy & Sons, Inc.	01821	Billerica	MA	24.0	0.0				24.0				24.0
				P.J. Kennedy & Sons, Inc.	01870			8.0	0.0	8.0							8.0
				P.J. Kennedy & Sons, Inc.	01876	Tewksbury	MA	24.0	0.0				24.0				24.0
				P.J. Kennedy & Sons, Inc.	01880	Wakefield	MA	84.0	0.0				84.0				84.0
				P.J. Kennedy & Sons, Inc.	02124	Dorchester Center	MA	37.0	0.0				37.0				37.0
				P.J. Kennedy & Sons, Inc.	02129	Charlestown	MA	8.0	0.0				8.0				8.0
				P.J. Kennedy & Sons, Inc.	02149	Everett	MA	172.0	0.0				172.0				172.0
				P.J. Kennedy & Sons, Inc.	02151	Revere	MA	64.0	0.0				64.0				64.0
				P.J. Kennedy & Sons, Inc.	02360	Plymouth	MA	8.0	0.0				8.0				8.0
DCP1422	HC1	McCormack Building Accessibilities Upgrades	Northern Contracting Corporation	B Williams Painting Company, Inc.	02136	Hyde Park	MA	57.0	0.0			57.0					57.0
				BCM Controls Corp.	01469	Townsend	MA	16.0	0.0				16.0				16.0
				Carlisle Engineering, Inc.	02359	Pembroke	MA	8.0	0.0				8.0				8.0
				Carlisle Engineering, Inc.	02370	Rockland	MA	12.0	0.0				12.0				12.0
				DORMA USA, Inc.	02719	Fairhaven	MA	8.0	0.0				8.5				8.0
				DORMA USA, Inc.	02743	Acushnet	MA	8.0	0.0				8.5				8.0
				EDM Construction, Inc.	01020	Chicopee	MA	20.0	0.0				20.0				20.0
				EDM Construction, Inc.	02150	Chelsea	MA	16.0	0.0				16.5				16.0
				General Air Conditioning	02124	Dorchester Center	MA	6.0	0.0			6.0					6.0
				General Air Conditioning	02301	Brockton	MA	9.0	0.0			9.0					9.0
				J.A.J. Tile Company, Inc.	01906	Saugus	MA	16.0	0.0				16.0				16.0
				J.A.J. Tile Company, Inc.	02145	Somerville	MA	64.0	0.0				64.0				64.0
				J.A.J. Tile Company, Inc.	02152	Winthrop	MA	16.0	0.0				16.0				16.0
				Jackson Glass, Inc.	02072	Stoughton	MA	22.0	0.0				21.5				22.0
				Jackson Glass, Inc.	02301	Brockton	MA	19.0	0.0				19.0				19.0
				Northern Contracting Corporation	01749	Hudson	MA	77.0	0.0				77.0				77.0
				Northern Contracting Corporation	02136	Hyde Park	MA	94.0	0.0			93.5					94.0
				Northern Contracting Corporation	02184	Braintree	MA	6.0	0.0				6.5				6.0
				Northern Contracting Corporation	02726	Somerset	MA	8.0	0.0				8.0				8.0
				Northern Contracting Corporation	02745	New Bedford	MA	69.0	0.0				69.0				69.0
				Systems Contracting, Inc.	02302	Brockton	MA	25.0	0.0			25.0					25.0
				Systems Contracting, Inc.	02370	Rockland	MA	304.0	0.0				303.5				304.0
				Systems Contracting, Inc.	02718	East Taunton	MA	23.0	0.0				23.0				23.0
				Systems Contracting, Inc.	02743	Acushnet	MA	101.0	0.0				101.0				101.0
DCP1431	HC1	Building Envelope Repairs, MITC - Phase II	Bay Contracting, Inc.	Bay Contracting, Inc.	01545	Shrewsbury	MA	32.0	0.0				32.5				32.0
				Bay Contracting, Inc.	01550	Southbridge	MA	17.0	0.0				17.0				17.0
				Bay Contracting, Inc.	01566	Sturbridge	MA	14.0	0.0				14.0				14.0
				Bay Contracting, Inc.	01826	Dracut	MA	188.0	0.0				188.5				188.0
				Bay Contracting, Inc.	01841	Lawrence	MA	924.0	0.0			923.5					924.0
				Bay Contracting, Inc.	01854	Lowell	MA	32.0	0.0			32.0					32.0
				Bay Contracting, Inc.	02148	Malden	MA	882.0	0.0				881.5				882.0
				Bay Contracting, Inc.	02149	Everett	MA	223.0	0.0				182.8	40.0			223.0
				Bay Contracting, Inc.	02301	Brockton	MA	182.0	0.0				181.5				182.0
				Bay Contracting, Inc.	02766	Norton	MA	170.0	0.0				169.5				170.0
				Bay Contracting, Inc.	03038	Derry	NH	808.0	0.0				808.0				808.0
				Bouchard Painting, Inc.	02149	Everett	MA	0.0	61.0				61.0				61.0
				Bouchard Painting, Inc.	03038	Derry	NH	62.0	0.0				62.0				62.0
				Folan Waterproofing & Construction Co., Inc.	01844	Methuen	MA	80.0	0.0				80.0				80.0
				Folan Waterproofing & Construction Co., Inc.	01852	Lowell	MA	104.0	0.0				104.0				104.0
				Folan Waterproofing & Construction Co., Inc.	02724	Fall River	MA	16.0	0.0				16.0				16.0
				John F. Shea Company, Inc.	01537	North Oxford	MA	24.0	0.0				24.0				24.0
				John F. Shea Company, Inc.	02050	Marshfield	MA	181.0	0.0				181.1				181.0
				John F. Shea Company, Inc.	02051	Marshfield Hills	MA	7.0	0.0				6.8				7.0
				John F. Shea Company, Inc.	02072	Stoughton	MA	59.0	0.0				59.3				59.0
				John F. Shea Company, Inc.	02131	Roslindale	MA	56.0	0.0				56.3				56.0
				John F. Shea Company, Inc.	02132	West Roxbury	MA	2.0	0.0				1.6				2.0
				John F. Shea Company, Inc.	02136	Hyde Park	MA	24.0	0.0				24.1				24.0
				John F. Shea Company, Inc.	02338	Halifax	MA	291.0	0.0				290.8				291.0
				John F. Shea Company, Inc.	02375	South Easton	MA	47.0	0.0				47.4				47.0
				John F. Shea Company, Inc.	02703	Attleboro	MA	208.0	204.0				207.6				412.0
				John F. Shea Company, Inc.	02726	Somerset	MA	8.0	0.0				8.0			204.4	8.0
				John F. Shea Company, Inc.	02740	New Bedford	MA	9.0	0.0			8.8					9.0
DCP1448	HC1	McCormack Building Cafeteria Renovations	APC Development Group, Inc.	APC Development Group, Inc.	02370	Rockland	MA	50.0	0.0				49.5				50.0
				APC Development Group, Inc.	02723	Fall River	MA	254.0	0.0				253.5				254.0
				APC Development Group, Inc.	02726	Somerset	MA	93.0	0.0				93.0				93.0
				APC Development Group, Inc.	02780	Taunton	MA	58.0	0.0				57.5				58.0
				CDS Contracting Services	02067	Sharon	MA	56.0	0.0	55.5							56.0
				CDS Contracting Services	02134	Allston	MA	25.0	0.0	25.0							25.0
				CDS Contracting Services	02171	Quincy	MA	56.0	0.0				56.0				56.0
				CDS Contracting Services	02341	Hanson	MA	20.0	0.0				20.0				20.0
				The Cheviot Corporation	01569	Uxbridge	MA	34.0	0.0				34.0				34.0
				The Cheviot Corporation	02135	Brighton	MA	30.0	0.0				30.0				30.0
				The Cheviot Corporation	02720	Fall River	MA	12.0	0.0				12.0				12.0

Project	Phase	Project Name	General Contractor Name	Company Name	Zip Code	City	State	Male	Female	Asian	Black/African American/Cape Verdean	Caucasian	Hispanic	Native American/Eskimo/Aleut	Minority - Other	Other	Total Hours Reported				
DCP1519	HC1	McCormack Building Childrens Center Reno	Northern Contracting Corporation	The Cheviot Corporation	02726	Somerset	MA	20.0	0.0		8.0	12.0					20.0				
				The Cheviot Corporation	02907	Providence	RI	18.0	0.0				18.0							18.0	
				B Williams Painting Company, Inc.	02136	Hyde Park	MA	68.0	0.0				68.0								68.0
				C.S. Allison Company, Inc.	01902	Lynn	MA	78.0	0.0			78.0									78.0
				Capital Carpet and Flooring	01844	Methuen	MA	4.0	0.0							4.0					4.0
				Capital Carpet and Flooring	01902	Lynn	MA	12.0	0.0							12.0					12.0
				Capital Carpet and Flooring	02151	Revere	MA	8.0	0.0							8.0					8.0
				Capital Carpet and Flooring	02301	Brockton	MA	16.0	0.0							16.0					16.0
				Capital Carpet and Flooring	02324	Bridgewater	MA	23.0	0.0							23.0					23.0
				Capital Carpet and Flooring	02532	Buzzards Bay	MA	28.0	0.0							28.0					28.0
				Carlisle Engineering, Inc.	02370	Rockland	MA	6.0	0.0							6.0					6.0
				DWC Designs, Inc.	03051	Hudson	NH	16.0	0.0							16.0					16.0
				L & L Contracting, Inc.	02151	Revere	MA	41.0	0.0								41.0				41.0
				L & L Contracting, Inc.	02360	Plymouth	MA	34.0	0.0								34.5				34.0
				L & L Contracting, Inc.	02780	Taunton	MA	9.0	0.0							9.0					9.0
				Northern Contracting Corporation	01749	Hudson	MA	116.0	0.0							116.0					116.0
				Northern Contracting Corporation	02151	Revere	MA	38.0	0.0								38.0				38.0
				Northern Contracting Corporation	02169	Quincy	MA	2.0	0.0					2.0							2.0
				Northern Contracting Corporation	02745	New Bedford	MA	314.0	0.0								314.5				314.0
				P.J. Dionne Company, Inc.	01830	Haverhill	MA	64.0	0.0							63.5					64.0
				P.J. Dionne Company, Inc.	01940	Lynnfield	MA	14.0	0.0							14.0					14.0
				P.J. Dionne Company, Inc.	02048	Mansfield	MA	1.0	0.0							1.0					1.0
				P.J. Dionne Company, Inc.	02188	Weymouth	MA	8.0	0.0							8.0					8.0
				P.J. Dionne Company, Inc.	02351	Abington	MA	8.0	0.0							8.0					8.0
				Systems Contracting, Inc.	02050	Marshfield	MA	32.0	0.0							32.0					32.0
				Systems Contracting, Inc.	02359	Pembroke	MA	36.0	0.0							36.0					36.0
				Systems Contracting, Inc.	02370	Rockland	MA	135.0	0.0							135.0					135.0
Systems Contracting, Inc.	02571	Wareham	MA	2.0	0.0							2.0					2.0				
Systems Contracting, Inc.	02743	Acushnet	MA	29.0	0.0							29.0					29.0				
DCP1532	FC1	Hurley Building Toilets	Integrated Facilities Construction Corp.	P.J. Dionne Company, Inc.	01803	Burlington	MA	34.0	0.0				33.5					34.0			
				P.J. Dionne Company, Inc.	01880	Wakefield	MA	14.0	0.0						13.5				14.0		
				P.J. Dionne Company, Inc.	01940	Lynnfield	MA	11.0	0.0						11.0				11.0		
				P.J. Dionne Company, Inc.	02180	Stoneham	MA	6.0	0.0						5.5				6.0		
				P.J. Dionne Company, Inc.	02184	Braintree	MA	9.0	0.0						9.0					9.0	
				P.J. Dionne Company, Inc.	02351	Abington	MA	9.0	0.0						9.0					9.0	
				P.J. Dionne Company, Inc.	02420	Lexington	MA	11.0	0.0	11.0											11.0
DCP1653	EM1	Springfield RMV-Emergency Roof Repairs	J.D. Rivet & Company, Inc.	J.D. Rivet & Company, Inc.	01020	Chicopee	MA	33.0	0.0				33.0					33.0			
				J.D. Rivet & Company, Inc.	01028	East Longmeadow	MA	18.0	0.0						17.5				18.0		
				J.D. Rivet & Company, Inc.	01057	Monson	MA	12.0	0.0						11.5				12.0		
				J.D. Rivet & Company, Inc.	01069	Palmer	MA	8.0	0.0						8.0				8.0		
				J.D. Rivet & Company, Inc.	01073	Southampton	MA	2.0	0.0						2.0					2.0	
				J.D. Rivet & Company, Inc.	01075	South Hadley	MA	2.0	0.0						2.0					2.0	
				J.D. Rivet & Company, Inc.	01080	Three Rivers	MA	4.0	0.0						4.0					4.0	
				J.D. Rivet & Company, Inc.	01089	West Springfield	MA	0.0	2.0						1.5						2.0
				J.D. Rivet & Company, Inc.	01104	Springfield	MA	2.0	0.0								2.0				2.0
				J.D. Rivet & Company, Inc.	01108	Springfield	MA	6.0	0.0								5.5				6.0
				J.D. Rivet & Company, Inc.	01115	Springfield	MA	20.0	0.0							19.5					20.0
				J.D. Rivet & Company, Inc.	01151	Indian Orchard	MA	6.0	0.0					6.0							6.0
				J.D. Rivet & Company, Inc.	01201	Pittsfield	MA	1.0	0.0							1.0					1.0
				J.D. Rivet & Company, Inc.	01247	North Adams	MA	24.0	0.0							24.0					24.0
				DCP1715	EM1	McCormack Building Emergency- Replace Boilers	Northeastern Mechanical, Inc.	J.M. Electrical Company, Inc.	01540	Oxford	MA	8.0	0.0				8.0				
J.M. Electrical Company, Inc.	01803	Burlington	MA					24.0	0.0						24.0				24.0		
J.M. Electrical Company, Inc.	01876	Tewksbury	MA					32.0	0.0						32.0				32.0		
J.M. Electrical Company, Inc.	02072	Stoughton	MA					13.0	0.0						13.0				13.0		
J.M. Electrical Company, Inc.	02191	North Weymouth	MA					45.0	0.0						45.0				45.0		
J.M. Electrical Company, Inc.	03038	Derry	NH					8.0	0.0						8.0				8.0		
J.M. Electrical Company, Inc.	02116	Boston	MA					8.0	0.0						8.0				8.0		
DCR1602	HC1	DCR State Pier New Bedford Refrigeration of BLDG	Tower Construction Corp.	Costa Brothers Masonry, Inc.	02330	Carver	MA	32.0	0.0				32.0					32.0			
				Costa Brothers Masonry, Inc.	02532	Buzzards Bay	MA	42.0	0.0						42.0				42.0		
				Costa Brothers Masonry, Inc.	02571	Wareham	MA	8.0	0.0						8.0				8.0		
				Costa Brothers Masonry, Inc.	02740	New Bedford	MA	17.0	0.0						17.0					17.0	
				Costa Brothers Masonry, Inc.	02743	Acushnet	MA	48.0	0.0						48.0					48.0	
				Costa Brothers Masonry, Inc.	02745	New Bedford	MA	71.0	0.0						24.0	47.0				71.0	
				Costa Brothers Masonry, Inc.	02747	North Dartmouth	MA	9.0	0.0						9.0					9.0	
				Costa Brothers Masonry, Inc.	02748	South Dartmouth	MA	54.0	0.0						54.0					54.0	
				Costa Brothers Masonry, Inc.	02878	Tiverton	RI	102.0	0.0						102.0					102.0	
				Fall River Electrical Assoc.	02184	Braintree	MA	91.0	0.0							91.0					91.0
				Fall River Electrical Assoc.	02338	Halfax	MA	8.0	0.0							8.0					8.0
				Fall River Electrical Assoc.	02360	Plymouth	MA	48.0	0.0							48.0					48.0
				Fall River Electrical Assoc.	02382	Whitman	MA	24.0	0.0							24.0					24.0
				Fall River Electrical Assoc.	02718	East Taunton	MA	3.0	0.0							3.0					3.0
				Fall River Electrical Assoc.	02720	Fall River	MA	155.0	0.0							155.0					155.0
				Fall River Electrical Assoc.	02721	Fall River	MA	59.0	0.0							59.0					59.0
				Fall River Electrical Assoc.	02724	Fall River	MA	24.0	0.0							24.0					24.0
				Fall River Electrical Assoc.	02743	Acushnet	MA	110.0	0.0							110.0					110.0
				Fall River Electrical Assoc.	02744	New Bedford	MA	16.0	0.0								16.0				16.0
				Fall River Electrical Assoc.	02748	South Dartmouth	MA	275.0	0.0							275.0					275.0
				Fall River Electrical Assoc.	02770	Rochester	MA	21.0	0.0							21.0					21.0
				Fall River Electrical Assoc.	02837	Little Compton	RI	332.0	0.0						332.0						332.0

Project	Phase	Project Name	General Contractor Name	Company Name	Zip Code	City	State	Male	Female	Asian	Black/African American/Cape Verdean	Caucasian	Hispanic	Native American/Eskimo/Aleut	Minority - Other	Other	Total Hours Reported
				Harold Brothers Mechanical Contractors, Inc.	02747	North Dartmouth	MA	36.0	0.0				36.0				36.0
				Harold Brothers Mechanical Contractors, Inc.	02760	North Attleboro	MA	8.0	0.0				8.0				8.0
				Harold Brothers Mechanical Contractors, Inc.	02886	Warwick	RI	224.0	0.0			224.0					224.0
				MAS Buiding and Bridge, Inc.	01569	Uxbridge	MA	8.0	0.0				8.0				8.0
				MAS Buiding and Bridge, Inc.	01752	Marlborough	MA	8.0	0.0				8.0				8.0
				MAS Buiding and Bridge, Inc.	01754	Maynard	MA	16.0	0.0				16.0				16.0
				MAS Buiding and Bridge, Inc.	02169	Quincy	MA	8.0	0.0		8.0						8.0
				MAS Buiding and Bridge, Inc.	02726	Somerset	MA	129.0	0.0			129.0					129.0
				MAS Buiding and Bridge, Inc.	02747	North Dartmouth	MA	8.0	0.0				8.0				8.0
				MAS Buiding and Bridge, Inc.	02779	Berkley	MA	0.0	8.0				8.0				8.0
				MAS Buiding and Bridge, Inc.	02889	Warwick	RI	56.0	0.0				56.0				56.0
				MAS Buiding and Bridge, Inc.	02904	Providence	RI	8.0	0.0			8.0					8.0
				MAS Buiding and Bridge, Inc.	02908	Providence	RI	55.0	0.0				55.0				55.0
				MAS Buiding and Bridge, Inc.	02909	Providence	RI	72.0	0.0				72.0				72.0
				Silktown Roofing, Inc.	01507	Charlton	MA	32.0	0.0			32.5					32.0
				Silktown Roofing, Inc.	01604	Worcester	MA	16.0	0.0				16.0				16.0
				Silktown Roofing, Inc.	01612	Paxton	MA	34.0	0.0				34.5				34.0
				Silktown Roofing, Inc.	06076	Stafford Springs	CT	12.0	0.0				12.0				12.0
				Silktown Roofing, Inc.	06469	Moodus	CT	32.0	0.0				32.0				32.0
				Tavares, LLC	02905	Providence	RI	48.0	0.0				48.0				48.0
				Tavares, LLC	02907	Providence	RI	45.0	0.0				45.0				45.0
				Tavares, LLC	02909	Providence	RI	101.0	0.0				101.0				101.0
				Tavares, LLC	06277	Thompson	CT	153.0	0.0			153.0					153.0
				Tavares, LLC	06382	Uncasville	CT	149.0	0.0			149.0					149.0
				Tower Construction Corp.	02019	Bellingham	MA	66.0	0.0				65.5				66.0
				Tower Construction Corp.	02814	Chepachet	RI	25.0	0.0				25.0				25.0
				Tower Construction Corp.	02816	Coventry	RI	32.0	0.0				31.5				32.0
				Tower Construction Corp.	02832	Hope Valley	RI	45.0	0.0				45.0				45.0
				Tower Construction Corp.	02852	North Kingstown	RI	156.0	0.0					156.0			156.0
				Tower Construction Corp.	02860	Pawtucket	RI	71.0	0.0				70.8				71.0
DCRWALDCTR	DC1	Walden Pond Visitor Center Replacement	Stutman Contracting, Inc.	Air Solutions & Balancing, LLC	03103	Manchester	NH	10.0	0.0			10.0					10.0
				Brite-Lite Electrical Company, Inc.	01450	Groton	MA	12.0	0.0				12.0				12.0
				Brite-Lite Electrical Company, Inc.	01922	Byfield	MA	8.0	0.0				8.0				8.0
				Brite-Lite Electrical Company, Inc.	02122	Dorchester	MA	16.0	0.0	16.0							16.0
				Brite-Lite Electrical Company, Inc.	02149	Everett	MA	143.0	0.0			143.0					143.0
				Brite-Lite Electrical Company, Inc.	02302	Brockton	MA	24.0	0.0		24.0						24.0
				Brite-Lite Electrical Company, Inc.	02364	Kingston	MA	24.0	0.0				24.0				24.0
				Brite-Lite Electrical Company, Inc.	02370	Rockland	MA	30.0	0.0				29.5				30.0
				Brite-Lite Electrical Company, Inc.	02702	Assonet	MA	154.0	0.0				154.0				154.0
				Brite-Lite Electrical Company, Inc.	02703	Attleboro	MA	158.0	0.0				158.0				158.0
				Callahan & Montalto Site Construction LLC	01520	Holden	MA	8.0	0.0				8.0				8.0
				Callahan & Montalto Site Construction LLC	01535	North Brookfield	MA	5.0	0.0				5.3				5.0
				Chapman Waterproofing Company	02169	Quincy	MA	36.0	0.0				36.5				36.0
				Dandis Contracting, Inc.	01902	Lynn	MA	33.0	0.0	12.0			21.0				33.0
				Dandis Contracting, Inc.	02072	Stoughton	MA	33.0	0.0				33.0				33.0
				Einstein's Solutions, Inc.	01420	Fitchburg	MA	469.0	0.0				321.1	147.5			469.0
				F.G.M. Construction, Inc.	02144	Somerville	MA	42.0	0.0		42.0						42.0
				F.G.M. Construction, Inc.	02145	Somerville	MA	70.0	0.0		70.0						70.0
				F.G.M. Construction, Inc.	02164		MA	28.0	0.0				28.0				28.0
				Harold Brothers Mechanical Contractors, Inc.	01540	Oxford	MA	56.0	0.0				56.0				56.0
				Harold Brothers Mechanical Contractors, Inc.	01747	Hopedale	MA	16.0	0.0				16.0				16.0
				Harold Brothers Mechanical Contractors, Inc.	02767	Raynham	MA	16.0	0.0				16.0				16.0
				Harold Brothers Mechanical Contractors, Inc.	02914	East Providence	RI	96.0	0.0				96.0				96.0
				J.J. Hardwood Floors, Inc.	01720	Acton	MA	16.0	0.0				16.0				16.0
				J.J. Hardwood Floors, Inc.	01754	Maynard	MA	65.0	0.0				65.0				65.0
				J.J. Hardwood Floors, Inc.	01876	Tewksbury	MA	22.0	0.0				22.0				22.0
				J.J. Hardwood Floors, Inc.	02452	Waltham	MA	91.0	0.0				91.0				91.0
				L & L Contracting, Inc.	02360	Plymouth	MA	54.0	0.0				54.0				54.0
				L & L Contracting, Inc.	02780	Taunton	MA	54.0	0.0				54.0				54.0
				Michael Humphries Woodworking, Inc.	01378	Warwick	MA	62.0	0.0				61.8				62.0
				Michael Humphries Woodworking, Inc.	02451	Waltham	MA	55.0	0.0				55.0				55.0
				Michael Humphries Woodworking, Inc.	02703	Attleboro	MA	79.0	0.0				79.0				79.0
				Michael Humphries Woodworking, Inc.	03446	Swansey	NH	36.0	0.0				35.8				36.0
				Santangelo Flooring	02122	Dorchester	MA	8.0	0.0				8.0				8.0
				Santangelo Flooring	02124	Dorchester Center	MA	24.0	0.0				24.0				24.0
				Santangelo Flooring	02169	Quincy	MA	36.0	0.0				36.0				36.0
				Santangelo Flooring	02190	South Weymouth	MA	22.0	0.0				22.0				22.0
				Santangelo Flooring	02368	Randolph	MA	56.0	0.0	56.0							56.0
				Thomas E. Snowden, Inc.	01826	Dracut	MA	16.0	0.0				16.0				16.0
				Thomas E. Snowden, Inc.	01960	Peabody	MA	31.0	0.0				31.0				31.0
				Viking Industries, Inc.	02760	North Attleboro	MA	4.0	0.0				4.0				4.0
DDS1402	HC1	Templeton Development Center Waite Lodge Annex Demolition	S & R Contracting Corporation	S & R Contracting Corporation	01851	Lowell	MA	16.0	0.0				16.0				16.0
				S & R Contracting Corporation	03051	Hudson	NH	8.0	0.0				8.0				8.0
DEP0501	DC2	Wall Experiment Station-Renovate Façade and Former Entrance	Folan Waterproofing	Folan Waterproofing & Construction Co., Inc.	02720	Fall River	MA	4.0	0.0				3.5				4.0
DFS0901	DC1	Western Massachusetts Fire Training Academy	W.J. Mountford Company	Adams Plumbing & Heating, Inc.	01027	Easthampton	MA	16.0	0.0				16.0				16.0
				Adams Plumbing & Heating, Inc.	01057	Monson	MA	14.0	0.0				14.0				14.0

Project	Phase	Project Name	General Contractor Name	Company Name	Zip Code	City	State	Male	Female	Asian	Black/African American/Cape Verdean	Caucasian	Hispanic	Native American/Eskimo/Aleut	Minority - Other	Other	Total Hours Reported				
DMH1502	HC1	Taunton State Hospital Howland Building and Garage Demolition	J.R. Vinagro Corp.	J.R. Vinagro Corp.	01844	Methuen	MA	8.0	0.0				8.0				8.0				
				J.R. Vinagro Corp.	01960	Peabody	MA	16.0	0.0			16.0							16.0		
				J.R. Vinagro Corp.	02886	Warwick	RI	40.0	0.0			40.0								40.0	
				J.R. Vinagro Corp.	03104	Manchester	NH	24.0	0.0			24.0								24.0	
DMH1601	FC1	Taunton State Hospital Improvements	Wes Construction Corporation	American Electrical Construction, Inc.	02043	Hingham	MA	12.0	0.0				12.5				12.0				
				American Electrical Construction, Inc.	02184	Braintree	MA	30.0	0.0			30.0							30.0		
				American Electrical Construction, Inc.	02347	Lakeville	MA	12.0	0.0			12.5								12.0	
				American Electrical Construction, Inc.	02364	Kingston	MA	98.0	0.0			98.5								98.0	
				American Electrical Construction, Inc.	02368	Randolph	MA	252.0	0.0			252.0								252.0	
				American Electrical Construction, Inc.	02740	New Bedford	MA	198.0	0.0			197.5								198.0	
				American Electrical Construction, Inc.	02744	New Bedford	MA	344.0	0.0			344.5								344.0	
				M-O-N Landscaping, Inc.	02720	Fall River	MA	8.0	0.0			8.0								8.0	
				M-O-N Landscaping, Inc.	02721	Fall River	MA	8.0	0.0			8.0								8.0	
				M-O-N Landscaping, Inc.	02723	Fall River	MA	8.0	0.0			8.0								8.0	
				M-O-N Landscaping, Inc.	02747	North Dartmouth	MA	8.0	0.0			8.0								8.0	
				M-O-N Landscaping, Inc.	02790	Westport	MA	8.0	0.0			8.0								8.0	
				MR3 LLC	02745	New Bedford	MA	244.0	0.0			244.0									244.0
				MR3 LLC	02760	North Attleboro	MA	96.0	0.0			96.0									96.0
				MR3 LLC	02905	Providence	RI	140.0	0.0										140.0		140.0
				MR3 LLC	02915	Riverside	RI	32.0	0.0										32.0		32.0
				MR3 LLC	02919	Johnston	RI	832.0	0.0			832.0				832.0					832.0
				Wes Construction Corporation	02347	Lakeville	MA	638.0	0.0			637.5				637.5					638.0
				Wes Construction Corporation	02743	Acushnet	MA	30.0	0.0			30.0				30.0					30.0
				Wes Construction Corporation	02746	New Bedford	MA	531.0	0.0			470.0				470.0	61.0				531.0
Wes Construction Corporation	02790	Westport	MA	1,094.0	0.0			1,094.0				1,094.0					1,094.0				
Wes Construction Corporation	02878	Tiverton	RI	452.0	0.0			452.5				452.5					452.0				
DMH1602	HC2	Secure Women's Addiction Treatment Unit in Chambers - Taunton State Hospital Secure Women's Treatment Unit in Chambers - Taunton State Hospital	Bond Brothers, Inc.	Bond Brothers, Inc.	02151	Revere	MA	285.0	0.0				285.0				285.0				
				Bond Brothers, Inc.	02720	Fall River	MA	285.0	0.0			285.0							285.0		
				Bond Brothers, Inc.	02865	Lincoln	RI	48.0	0.0			48.0								48.0	
				Clayton LLC / Bluebird Graphic Solutions	02176	Melrose	MA	4.0	0.0			3.5								4.0	
				Clayton LLC / Bluebird Graphic Solutions	02474	Arlington	MA	36.0	0.0			16.0			20.0						36.0
				J.L. Marshall & Sons, Inc.	02360	Plymouth	MA	8.0	0.0							8.0				8.0	
				J.L. Marshall & Sons, Inc.	02917	Smithfield	RI	5.0	0.0			5.0								5.0	
				K & K Acoustical Ceilings, Inc.	02360	Plymouth	MA	15.0	0.0			15.0									15.0
				M&A Architectural Preservation, Inc.	01841	Lawrence	MA	0.0	64.0								64.0				64.0
				M&A Architectural Preservation, Inc.	02184	Braintree	MA	48.0	0.0			48.0				48.0					48.0
				Salem Glass Company	02360	Plymouth	MA	40.0	0.0			40.0				40.0					40.0
				Salem Glass Company	02632	Centerville	MA	40.0	0.0			40.0				40.0					40.0
				Soep Companies / Soep Painting Corporation	02151	Revere	MA	4.0	0.0			4.0				4.0					4.0
				Soep Companies / Soep Painting Corporation	02719	Fairhaven	MA	8.0	0.0			8.0				8.0					8.0
				Soep Companies / Soep Painting Corporation	02740	New Bedford	MA	16.0	0.0			16.0				16.0					16.0
				Soep Companies / Soep Painting Corporation	02747	North Dartmouth	MA	40.0	0.0			40.0				40.0					40.0
				State Electric Corporation	02190	South Weymouth	MA	604.0	0.0			604.0				604.0					604.0
				State Electric Corporation	02343	Holbrook	MA	16.0	0.0			16.0				16.0					16.0
				Thomas G. Gallagher, Inc.	01906	Saugus	MA	530.0	0.0			530.0				530.0					530.0
				Thomas G. Gallagher, Inc.	02056	Norfolk	MA	257.0	0.0			257.0				257.0					257.0
				Thomas G. Gallagher, Inc.	02072	Stoughton	MA	21.0	0.0			21.0				21.0					21.0
				Thomas G. Gallagher, Inc.	02718	East Taunton	MA	8.0	0.0			8.0				8.0					8.0
				Thomas G. Gallagher, Inc.	02780	Taunton	MA	8.0	0.0			8.0				8.0	0.0				8.0
				Thompson Company, Inc.	02061	Norwell	MA	16.0	0.0			16.0				16.0					16.0
				Xquisite Landscaping, Inc.	02122	Dorchester	MA	8.0	0.0								8.0				8.0
				Xquisite Landscaping, Inc.	02169	Quincy	MA	2.0	0.0			2.0				2.0					2.0
				Xquisite Landscaping, Inc.	02302	Brockton	MA	8.0	0.0			8.0				8.0					8.0
				Xquisite Landscaping, Inc.	02332	Duxbury	MA	8.0	0.0			8.0				8.0					8.0
				Xquisite Landscaping, Inc.	02718	East Taunton	MA	8.0	0.0			8.0				8.0					8.0
				Xquisite Landscaping, Inc.	02720	Fall River	MA	8.0	0.0			8.0				8.0					8.0
Xquisite Landscaping, Inc.	02743	Acushnet	MA	8.0	0.0			8.0				8.0					8.0				
Xquisite Landscaping, Inc.	02745	New Bedford	MA	8.0	0.0			8.0				8.0					8.0				
Xquisite Landscaping, Inc.	02746	New Bedford	MA	8.0	0.0			8.0				8.0					8.0				
DMH1604	HC1	Emergency Power to Air Conditioning System Worcester Recovery Center and Hospital	Annese Electrical Services, Inc.	Annese Electrical Services, Inc.	02021	Canton	MA	48.0	0.0				48.0				48.0				
				Annese Electrical Services, Inc.	02081	Walpole	MA	372.0	0.0			371.5							372.0		
				Annese Electrical Services, Inc.	02121	Dorchester	MA	10.0	0.0			10.0								10.0	
				Annese Electrical Services, Inc.	02132	West Roxbury	MA	0.0	139.0			139.0									139.0
				Annese Electrical Services, Inc.	02760	North Attleboro	MA	167.0	0.0			167.0				167.0					167.0
				Electrical Engineering & Services, Inc.	02364	Kingston	MA	6.0	0.0			6.5				6.5					6.0
				Enterprise Equipment Company, Inc.	02190	South Weymouth	MA	10.0	0.0			10.0				10.0					10.0
				Enterprise Equipment Company, Inc.	02333	East Bridgewater	MA	11.0	0.0			11.0				11.0					11.0
				Triboro Crane & Rigging Service	01516	Douglas	MA	8.0	0.0			8.0				8.0					8.0
				Triboro Crane & Rigging Service	01756	Mendon	MA	8.0	0.0			8.0				8.0					8.0
DPH1202	HC1	Tewksbury State Hospital - Saunders Building Generator Expansion	Brothers Electrical Corporation	General Air Conditioning	01887	Wilmington	MA	58.0	0.0				58.0				58.0				
				General Air Conditioning	01906	Saugus	MA	44.0	0.0						44.0				44.0		

Project	Phase	Project Name	General Contractor Name	Company Name	Zip Code	City	State	Male	Female	Asian	Black/African American/Cape Verdean	Caucasian	Hispanic	Native American/Eskimo/Aleut	Minority - Other	Other	Total Hours Reported				
DPH1204	HC1	Elevator Upgrades Hinton Lab Tower	New England Builders and Contractors, Inc.	General Air Conditioning	02021	Canton	MA	16.0	0.0		16.0						16.0				
				General Air Conditioning	02121	Dorchester	MA	16.0	0.0				16.0							16.0	
				General Air Conditioning	02124	Dorchester Center	MA	56.0	0.0				56.0								56.0
				General Air Conditioning	02131	Roslindale	MA	16.0	0.0				16.0								16.0
				General Air Conditioning	02333	East Bridgewater	MA	40.0	0.0						40.0						40.0
				General Air Conditioning	02121	Dorchester	MA	8.0	0.0						8.0						8.0
				General Air Conditioning	02124	Dorchester Center	MA	76.0	0.0						76.0						76.0
				General Air Conditioning	02333	East Bridgewater	MA	80.0	0.0							80.0					80.0
				General Air Conditioning	02341	Hanson	MA	32.0	0.0							32.0					32.0
				New England Builders and Contractors, Inc.	01830	Haverhill	MA	100.0	0.0							100.0					100.0
				New England Builders and Contractors, Inc.	01841	Lawrence	MA	8.0	0.0								8.0				8.0
				New England Builders and Contractors, Inc.	01843	Lawrence	MA	8.0	0.0							8.0					8.0
				New England Builders and Contractors, Inc.	01844	Methuen	MA	96.0	0.0								96.0				96.0
				New England Builders and Contractors, Inc.	02478	Belmont	MA	159.0	0.0							159.0					159.0
				New England Builders and Contractors, Inc.	03873	Sandown	NH	68.0	0.0							68.0					68.0
				Salem North Concrete Construction Company	01826	Dracut	MA	48.0	0.0							48.0					48.0
				Salem North Concrete Construction Company	03038	Derry	NH	52.0	0.0							51.5					52.0
				Salem North Concrete Construction Company	03053	Londonderry	NH	58.0	0.0							57.5					58.0
				Salem North Concrete Construction Company	03060	Nashua	NH	6.0	0.0							6.5					6.0
				Salem North Concrete Construction Company	03062	Nashua	NH	99.0	0.0							99.0					99.0
				Salem North Concrete Construction Company	03079	Salem	NH	128.0	0.0							128.0					128.0
Salem North Concrete Construction Company	03102	Manchester	NH	20.0	0.0							20.0					20.0				
Salem North Concrete Construction Company	03237	Gilmanton	NH	20.0	0.0							20.0					20.0				
Salem North Concrete Construction Company	03811	Atkinson	NH	4.0	0.0							4.0					4.0				
Systems Contracting, Inc.	01949	Middleton	MA	598.0	0.0							598.0					598.0				
Systems Contracting, Inc.	02780	Taunton	MA	314.0	0.0							314.0					314.0				
DPH1350E	EC1	Comprehensive Energy Upgrades at the Massachusetts State Laboratory	J.C. Cannistraro, LLC	Essex Newbury North Company	01841	Lawrence	MA	77.0	0.0								77.0				
				Essex Newbury North Company	01843	Lawrence	MA	49.0	0.0						49.0				49.0		
				Essex Newbury North Company	01844	Methuen	MA	99.0	0.0						99.0				99.0		
				Harrington Air Systems, LLC	02189	East Weymouth	MA	8.0	0.0						8.0					8.0	
				Harrington Air Systems, LLC	02190	South Weymouth	MA	4.0	0.0							4.0					4.0
				Harrington Air Systems, LLC	02324	Bridgewater	MA	8.0	0.0							8.0					8.0
				Harrington Air Systems, LLC	02351	Abington	MA	416.0	0.0							416.0					416.0
				Harrington Air Systems, LLC	02368	Randolph	MA	256.0	0.0							256.0					256.0
				J.C. Cannistraro, LLC	01581	Westborough	MA	28.0	0.0							28.0					28.0
				J.C. Cannistraro, LLC	01826	Dracut	MA	400.0	0.0							400.0					400.0
				J.C. Cannistraro, LLC	01876	Tewksbury	MA	456.0	0.0							456.0					456.0
				J.C. Cannistraro, LLC	02072	Stoughton	MA	6.0	0.0							6.0					6.0
				J.C. Cannistraro, LLC	02169	Quincy	MA	32.0	0.0							32.0					32.0
				J.C. Cannistraro, LLC	02184	Braintree	MA	4.0	0.0							4.0					4.0
				J.C. Cannistraro, LLC	02190	South Weymouth	MA	120.0	0.0							120.0					120.0
				J.C. Cannistraro, LLC	02359	Pembroke	MA	15.0	0.0							15.0					15.0
				J.C. Cannistraro, LLC	02370	Rockland	MA	16.0	0.0							16.0					16.0
				J.C. Cannistraro, LLC	02648	Marstons Mills	MA	16.0	0.0							16.0					16.0
				J.C. Cannistraro, LLC	02840	Newport	RI	64.0	0.0							64.0					64.0
				J.C. Cannistraro, LLC	03060	Nashua	NH	96.0	0.0							96.0					96.0
				J.C. Cannistraro, LLC	03076	Pelham	NH	19.0	0.0							19.0					19.0
				J.C. Cannistraro, LLC	03077	Raymond	NH	14.0	0.0							14.0					14.0
				J.C. Cannistraro, LLC	03110	Bedford	NH	8.0	0.0							8.0					8.0
				J.C. Cannistraro, LLC	03234	Epsom	NH	10.0	0.0							10.0					10.0
				J.C. Cannistraro, LLC	03819	Danville	NH	48.0	0.0							48.0					48.0
				J.C. Cannistraro, LLC	03842	Hampton	NH	8.0	0.0							8.0					8.0
				J.C. Cannistraro, LLC	03885	Stratham	NH	23.0	0.0							23.0					23.0
				J.C. Cannistraro, LLC	03901	Berwick	ME	22.0	0.0							22.0					22.0
				J.M. Electrical Company, Inc.	02020	Brant Rock	MA	446.0	0.0							446.0					446.0
				J.M. Electrical Company, Inc.	03077	Raymond	NH	645.0	0.0							645.0					645.0
				Maria Fallon Electrical Services LLC	01843	Lawrence	MA	248.0	0.0							248.0					248.0
				Maria Fallon Electrical Services LLC	01960	Peabody	MA	232.0	0.0							232.0					232.0
				Milharmer Associates, Inc.	02330	Carver	MA	27.0	0.0							27.0					27.0
				Milharmer Associates, Inc.	02571	Wareham	MA	83.0	0.0							83.0					83.0
				Milharmer Associates, Inc.	02766	Norton	MA	11.0	0.0							11.0					11.0
				Tavares, LLC	01520	Holden	MA	4.0	0.0							4.0					4.0
				Tavares, LLC	01824	Chelmsford	MA	148.0	0.0							148.0					148.0
				Tavares, LLC	01826	Dracut	MA	40.0	0.0			40.0									40.0
				Tavares, LLC	01841	Lawrence	MA	214.0	0.0								214.0				214.0
				Tavares, LLC	01843	Lawrence	MA	334.0	0.0								334.0				334.0
				Tavares, LLC	01844	Methuen	MA	900.0	0.0								900.0				900.0
Urban Insulation, Inc.	02132	West Roxbury	MA	116.0	0.0							116.0					116.0				
Urban Insulation, Inc.	02343	Holbrook	MA	293.0	0.0							293.0					293.0				
DYS1302E	EC1	Central Youth Services Center-Comprehensive Energy Upgrades	PowerSecure, Inc.	N.B. Kenney Company, Inc.	01602	Worcester	MA	80.0	0.0				80.0					80.0			
				N.B. Kenney Company, Inc.	01606	Worcester	MA	168.0	0.0						168.0					168.0	
				PowerSecure, Inc.	07834	Denville	NJ	40.0	0.0						40.0					40.0	
				PowerSecure, Inc.	16912	Blossburg	PA	68.0	0.0							68.0					68.0
				PowerSecure, Inc.	18069	Orefield	PA	40.0	0.0							39.5					40.0
				PowerSecure, Inc.	18102	Allentown	PA	23.0	0.0						23.0						23.0
				PowerSecure, Inc.	19464	Pottstown	PA	76.0	0.0							76.5					76.0
Strategic Environmental Services, Inc.	01534	Northbridge	MA	322.0	0.0							321.5					322.0				

Project	Phase	Project Name	General Contractor Name	Company Name	Zip Code	City	State	Male	Female	Asian	Black/African American/Cape Verdean	Caucasian	Hispanic	Native American/Eskimo/Aleut	Minority - Other	Other	Total Hours Reported
				Strategic Environmental Services, Inc.	01590	Sutton	MA	315.0	0.0			315.0					315.0
				Strategic Environmental Services, Inc.	01606	Worcester	MA	34.0	0.0			34.0					34.0
				Strategic Environmental Services, Inc.	01610	Worcester	MA	304.0	0.0				303.5				304.0
				Strategic Environmental Services, Inc.	01641			51.0	0.0				51.0				51.0
				Strategic Environmental Services, Inc.	01756	Mendon	MA	7.0	0.0			7.0					7.0
				Strategic Environmental Services, Inc.	01841	Lawrence	MA	44.0	0.0				44.5				44.0
				Strategic Environmental Services, Inc.	01844	Methuen	MA	16.0	0.0				15.5				16.0
				Strategic Environmental Services, Inc.	01852	Lowell	MA	30.0	0.0				30.0				30.0
				Strategic Environmental Services, Inc.	06033	Glastonbury	CT	8.0	0.0			8.0					8.0
				United Prison Equipment Company, Inc.	18507	Moosic	PA	424.0	0.0			424.0					424.0
				United Prison Equipment Company, Inc.	18508	Scranton	PA	432.0	0.0			432.0					432.0
				United Prison Equipment Company, Inc.	21009	Abingdon	MD	173.0	0.0			173.0					173.0
				United Prison Equipment Company, Inc.	21014	Bel Air	MD	173.0	0.0			173.0					173.0
DYS1505	HC1	DYS Westborough - New Parking Lot	Ricciardi Bros., Inc.	A.M. Gallagher Water Main Services, Inc.	01545	Shrewsbury	MA	3.0	0.0			3.0					3.0
				David W. Schwanke, Inc.	06226	Williamantic	CT	5.0	0.0			5.0					5.0
				David W. Schwanke, Inc.	06239	Danielson	CT	10.0	0.0			10.0					10.0
				David W. Schwanke, Inc.	06420	Salem	CT	5.0	0.0			5.0					5.0
				DMH Electric, Inc.	01420	Fitchburg	MA	63.0	0.0			63.0					63.0
				DMH Electric, Inc.	01430	Ashburnham	MA	4.0	0.0			4.0					4.0
				DMH Electric, Inc.	01440	Gardner	MA	34.0	0.0			33.5					34.0
				DMH Electric, Inc.	01510	Clinton	MA	4.0	0.0			3.5					4.0
				DMH Electric, Inc.	01612	Paxton	MA	6.0	0.0			6.5					6.0
				DMH Electric, Inc.	01752	Marlborough	MA	4.0	0.0			3.5					4.0
				DMH Electric, Inc.	06281	Woodstock	CT	1.0	0.0			1.0					1.0
				Don Martin Corporation	01420	Fitchburg	MA	24.0	0.0			24.0					24.0
				Don Martin Corporation	02050	Marshfield	MA	16.0	0.0			16.0					16.0
				Don Martin Corporation	02301	Brockton	MA	26.0	0.0			26.0					26.0
				Don Martin Corporation	02360	Plymouth	MA	26.0	0.0			25.5					26.0
				Don Martin Corporation	02536	East Falmouth	MA	33.0	0.0			33.0					33.0
				Don Martin Corporation	02571	Wareham	MA	33.0	0.0			33.0					33.0
				Don Martin Corporation	02724	Fall River	MA	66.0	0.0			66.0					66.0
				Don Martin Corporation	02726	Somerset	MA	33.0	0.0			33.0					33.0
				Favreau Forestry	01564	Sterling	MA	34.0	0.0			33.5					34.0
				Favreau Forestry	01583	West Boylston	MA	10.0	0.0			9.8					10.0
				H. S. & T. Group, Inc.	01610	Worcester	MA	32.0	0.0			32.0					32.0
				Hi-Way Safety Systems, Inc.	02324	Bridgewater	MA	3.0	0.0			3.3					3.0
				Hi-Way Safety Systems, Inc.	02338	Halifax	MA	3.0	0.0			3.3					3.0
				Hi-Way Safety Systems, Inc.	02360	Plymouth	MA	4.0	0.0			4.0					4.0
				Hi-Way Safety Systems, Inc.	02367	Plympton	MA	4.0	0.0			4.0					4.0
				Hi-Way Safety Systems, Inc.	02370	Rockland	MA	4.0	0.0			4.0					4.0
				Hi-Way Safety Systems, Inc.	02571	Wareham	MA	4.0	0.0			4.0					4.0
				Ramco Survey Stakes, Inc.	02379	West Bridgewater	MA	8.0	0.0			8.0					8.0
				Ricciardi Bros., Inc.	01005	Barre	MA	16.0	0.0			16.5					16.0
				Ricciardi Bros., Inc.	01507	Charlton	MA	232.0	0.0			231.5					232.0
				Ricciardi Bros., Inc.	01534	Northbridge	MA	18.0	0.0			18.0					18.0
				Ricciardi Bros., Inc.	01545	Shrewsbury	MA	9.0	0.0			9.0					9.0
				Ricciardi Bros., Inc.	01570	Webster	MA	533.0	0.0			533.0					533.0
				Ricciardi Bros., Inc.	01571	Dudley	MA	220.0	0.0			220.0					220.0
				Ricciardi Bros., Inc.	01590	Sutton	MA	60.0	0.0			59.5					60.0
				Ricciardi Bros., Inc.	01604	Worcester	MA	127.0	0.0			127.3					127.0
				Ricciardi Bros., Inc.	01605	Worcester	MA	152.0	0.0			152.0					152.0
				Ricciardi Bros., Inc.	01609	Worcester	MA	188.0	0.0					188.5			188.0
				Sign Design, Inc.	02721	Fall River	MA	6.0	0.0			6.0					6.0
				Sign Design, Inc.	02780	Taunton	MA	6.0	0.0			6.0					6.0
				Yankee Engineering & Testing, Inc.	01453	Leominster	MA	8.0	0.0			8.0					8.0
				Yankee Engineering & Testing, Inc.	01583	West Boylston	MA	7.0	0.0			7.0					7.0
				Yankee Engineering & Testing, Inc.	01603	Worcester	MA	16.0	0.0			16.0					16.0
				Yankee Engineering & Testing, Inc.	01604	Worcester	MA	4.0	0.0			4.0					4.0
DYS1505	HC1	DYS Westborough - New Parking Lot	Ricciardi Bros., Inc.	Yankee Engineering & Testing, Inc.	01605	Worcester	MA	16.0	0.0						16.0		16.0
DYS1602	HC1	Telecomm System Relocation	Cullen Electrical Contractors	Cullen Electrical Contractors	02043	Hingham	MA	181.0	0.0			181.0					181.0
				Cullen Electrical Contractors	02050	Marshfield	MA	480.0	6.0			485.8					486.0
				Cullen Electrical Contractors	02191	North Weymouth	MA	176.0	0.0			176.0					176.0
				Grady Consulting LLC	02066	Scituate	MA	9.0	0.0			9.0					9.0
				Grady Consulting LLC	02332	Duxbury	MA	9.0	0.0							9.0	9.0
FRC0802	DC2	FRC-Hemenway Hall and Annex - Renovations	Barr and Barr, Inc.	Ambient Temperature Corp.	01801	Waburn	MA	659.0	0.0			659.0					659.0
				Ambient Temperature Corp.	01826	Dracut	MA	42.0	0.0			42.0					42.0
				Ambient Temperature Corp.	01834	Groveland	MA	8.0	0.0			8.0					8.0
				Ambient Temperature Corp.	01843	Lawrence	MA	631.0	0.0			631.0					631.0
				Ambient Temperature Corp.	01860	Merrimac	MA	8.0	0.0			8.0					8.0
				Ambient Temperature Corp.	01887	Wilmington	MA	179.0	0.0			179.0					179.0
				Ambient Temperature Corp.	01904	Lynn	MA	160.0	0.0			160.0					160.0
				Ambient Temperature Corp.	01949	Middleton	MA	3.0	0.0			3.0					3.0
				Ambient Temperature Corp.	02324	Bridgewater	MA	32.0	0.0			32.0					32.0
				Ambient Temperature Corp.	03038	Derry	NH	11.0	0.0			11.0					11.0
				Ambient Temperature Corp.	03858	Newton	NH	126.0	0.0			126.0					126.0
				American Energy Management Corp.	01562	Spencer	MA	25.0	0.0			24.8					25.0
				American Energy Management Corp.	01610	Worcester	MA	14.0	0.0				14.5				14.0
				American Energy Management Corp.	01902	Lynn	MA	25.0	0.0			25.0					25.0
				American Energy Management Corp.	01960	Peabody	MA	109.0	0.0			109.2					109.0

Project	Phase	Project Name	General Contractor Name	Company Name	Zip Code	City	State	Male	Female	Asian	Black/African American/Cape Verdean	Caucasian	Hispanic	Native American/Eskimo/Aleut	Minority - Other	Other	Total Hours Reported
				American Energy Management Corp.	02780	Taunton	MA	186.0	0.0			185.7					186.0
				American Energy Management Corp.	03033	Brookline	NH	9.0	0.0			8.6					9.0
				American Energy Management Corp.	03038	Derry	NH	8.0	0.0			8.1					8.0
				American Sheet Metal LLC	01801	Woburn	MA	32.0	0.0			32.0					32.0
				American Sheet Metal LLC	01803	Burlington	MA	24.0	0.0			24.0					24.0
				American Sheet Metal LLC	01830	Haverhill	MA	32.0	0.0				32.0				32.0
				American Sheet Metal LLC	01844	Methuen	MA	292.0	0.0			292.5					292.0
				American Sheet Metal LLC	01852	Lowell	MA	144.0	0.0			144.0					144.0
				American Sheet Metal LLC	01905	Lynn	MA	6.0	0.0			6.0					6.0
				American Sheet Metal LLC	01915	Beverly	MA	80.0	0.0			80.0					80.0
				American Sheet Metal LLC	01969	Rowley	MA	8.0	0.0			8.0					8.0
				American Sheet Metal LLC	03051	Hudson	NH	406.0	0.0			406.5					406.0
				American Sheet Metal LLC	03079	Salem	NH	66.0	0.0			66.5					66.0
				American Test & Balance, Inc.	02515			10.0	0.0			10.0					10.0
				American Test & Balance, Inc.	02601	Hyannis	MA	68.0	0.0			68.0					68.0
				Barr and Barr, Inc.	01020	Chicopee	MA	8.0	0.0			8.0					8.0
				Barr and Barr, Inc.	01057	Monson	MA	1,136.0	0.0			1,136.0					1,136.0
				Barr and Barr, Inc.	02904	Providence	RI	642.0	0.0			642.0					642.0
				Bay State Building Specialties, Inc.	01462	Lunenburg	MA	35.0	0.0			35.0					35.0
				Bay State Building Specialties, Inc.	01801	Woburn	MA	22.0	0.0		22.0						22.0
				Bay State Building Specialties, Inc.	01880	Wakefield	MA	30.0	0.0			30.0					30.0
				Bay State Building Specialties, Inc.	02122	Dorchester	MA	11.0	0.0			11.0					11.0
				Bay State Building Specialties, Inc.	02191	North Weymouth	MA	10.0	0.0			10.0					10.0
				Bay State Building Specialties, Inc.	02370	Rockland	MA	8.0	0.0			8.0					8.0
				Brennan Interior Contractors, Inc.	02019	Bellingham	MA	73.0	0.0			73.0					73.0
				Brennan Interior Contractors, Inc.	02155	Medford	MA	84.0	0.0			84.0					84.0
				Brennan Interior Contractors, Inc.	02302	Brockton	MA	48.0	0.0			48.0					48.0
				Brennan Interior Contractors, Inc.	02360	Plymouth	MA	112.0	0.0			112.0					112.0
				Brennan Interior Contractors, Inc.	02767	Raynham	MA	4.0	0.0			4.5					4.0
				Brennan Interior Contractors, Inc.	02864	Cumberland	RI	208.0	0.0			208.0					208.0
				Capital Carpet and Flooring Specialists, Inc.	01845	North Andover	MA	72.0	0.0			72.0					72.0
				Capital Carpet and Flooring Specialists, Inc.	01854	Lowell	MA	16.0	0.0			16.0					16.0
				Capital Carpet and Flooring Specialists, Inc.	01876	Tewksbury	MA	97.0	0.0			97.0					97.0
				Capital Carpet and Flooring Specialists, Inc.	01902	Lynn	MA	73.0	0.0				73.0				73.0
				Capital Carpet and Flooring Specialists, Inc.	01904	Lynn	MA	8.0	0.0			8.0					8.0
				Capital Carpet and Flooring Specialists, Inc.	02145	Somerville	MA	15.0	0.0				15.0				15.0
				Capital Carpet and Flooring Specialists, Inc.	02149	Everett	MA	80.0	0.0		80.0						80.0
				Capital Carpet and Flooring Specialists, Inc.	02150	Chelsea	MA	16.0	0.0			16.0					16.0
				Capital Carpet and Flooring Specialists, Inc.	02861	Pawtucket	RI	12.0	0.0					12.0			12.0
				Capital Carpet and Flooring Specialists, Inc.	03060	Nashua	NH	6.0	0.0			6.5					6.0
				Capital Carpet and Flooring Specialists, Inc.	03062	Nashua	NH	40.0	0.0			40.0					40.0
				Connecticut Drywall Finishing, Inc.	01013	Chicopee	MA	223.0	0.0			223.0					223.0
				Connecticut Drywall Finishing, Inc.	01020	Chicopee	MA	132.0	0.0			132.0					132.0
				Construction Labor Unlimited Inc.	01013	Chicopee	MA	8.0	0.0			8.0					8.0
				Construction Labor Unlimited Inc.	01033	Granby	MA	32.0	0.0			32.5					32.0
				Dandis Contracting, Inc.	01606	Worcester	MA	286.0	0.0				286.0				286.0
				Dandis Contracting, Inc.	02021	Canton	MA	8.0	0.0			8.0					8.0
				Dandis Contracting, Inc.	02148	Malden	MA	348.0	0.0				348.0				348.0
				Dandis Contracting, Inc.	02149	Everett	MA	40.0	0.0			40.0					40.0
				Dandis Contracting, Inc.	02155	Medford	MA	8.0	0.0				8.0				8.0
				Dandis Contracting, Inc.	03103	Manchester	NH	109.0	0.0			109.0					109.0
				Folan Waterproofing & Construction Co., Inc.	02360	Plymouth	MA	52.0	0.0			52.0					52.0
				Folan Waterproofing & Construction Co., Inc.	02724	Fall River	MA	72.0	0.0			72.0					72.0
				Folan Waterproofing & Construction Co., Inc.	02743	Acushnet	MA	4.0	0.0			4.0					4.0
				Folan Waterproofing & Construction Co., Inc.	02790	Westport	MA	30.0	0.0			30.0					30.0
				Franklin Door Specialists, Inc.	01702	Framingham	MA	24.0	0.0			24.0					24.0
				Franklin Door Specialists, Inc.	02359	Pembroke	MA	177.0	0.0			177.0					177.0
				Franklin Door Specialists, Inc.	02382	Whitman	MA	275.0	0.0			275.0					275.0
				Franklin Door Specialists, Inc.	03844	Hampton Falls	NH	126.0	0.0			126.0					126.0
				General Glass & Mirror Corp.	01867	Reading	MA	10.0	0.0			9.5					10.0
				General Glass & Mirror Corp.	02155	Medford	MA	7.0	0.0			7.0					7.0
				General Glass & Mirror Corp.	03038	Derry	NH	4.0	0.0			3.5					4.0
				Gleeson Powers	02346	Middleboro	MA	24.0	0.0			24.0					24.0
				Gleeson Powers	02896	North Smithfield	RI	4.0	0.0			4.0					4.0
				New England Decks & Floors, Inc.	01748	Hopkinton	MA	2.0	0.0			2.0					2.0
				New England Decks & Floors, Inc.	01850	Lowell	MA	28.0	0.0			28.0					28.0
				Newroads Environment	01841	Lawrence	MA	72.0	0.0				72.0				72.0
				Newroads Environment	01841	Lawrence	MA	336.0	24.0				360.0				360.0
				Newroads Environment	01842	Lawrence	MA	32.0	0.0				32.0				32.0
				Newroads Environment	01844	Methuen	MA	64.0	0.0				64.0				64.0
				Newroads Environment	01846			72.0	0.0				72.0				72.0
				P.J. Dionne Company, Inc.	01473	Westminster	MA	40.0	0.0			40.0					40.0
				P.J. Dionne Company, Inc.	01887	Wilmington	MA	80.0	0.0			80.0					80.0
				P.J. Dionne Company, Inc.	01940	Lynnfield	MA	61.0	0.0			61.0					61.0
				P.J. Dionne Company, Inc.	02180	Stoneham	MA	208.0	0.0			208.0					208.0
				P.J. Dionne Company, Inc.	02458	Newton	MA	88.0	0.0				88.0				88.0
				P.J. Dionne Company, Inc.	03077	Raymond	NH	55.0	0.0			55.0					55.0
				Professional Drywall Construction	01010	Brimfield	MA	45.0	0.0			45.0					45.0
				Professional Drywall Construction	01056	Ludlow	MA	127.0	0.0			127.0					127.0

Project	Phase	Project Name	General Contractor Name	Company Name	Zip Code	City	State	Male	Female	Asian	Black/African American/Cape Verdean	Caucasian	Hispanic	Native American/Eskimo /Aleut	Minority - Other	Other	Total Hours Reported
				Professional Drywall Construction	01085	Westfield	MA	21.0	0.0			21.0					21.0
				Professional Drywall Construction	01095	Wilbraham	MA	85.0	0.0			85.0					85.0
				Professional Drywall Construction	01108	Springfield	MA	32.0	0.0			32.0					32.0
				Professional Drywall Construction	01469	Townsend	MA	24.0	0.0			24.0					24.0
				Professional Drywall Construction	01569	Uxbridge	MA	36.0	0.0			36.0					36.0
				Professional Drywall Construction	03431	Keene	NH	16.0	0.0			16.0					16.0
				Richwood, Inc.	02351	Abington	MA	46.0	0.0			46.0					46.0
				Richwood, Inc.	02360	Plymouth	MA	16.0	0.0				16.0				16.0
				Richwood, Inc.	02375	South Easton	MA	38.0	0.0			38.0	16.0				38.0
				Richwood, Inc.	02632	Centerville	MA	62.0	0.0			62.0					62.0
				Richwood, Inc.	02740	New Bedford	MA	16.0	0.0			16.0					16.0
				Richwood, Inc.	02747	North Dartmouth	MA	174.0	0.0			174.0					174.0
				Richwood, Inc.	02865	Lincoln	RI	159.0	0.0			159.0					159.0
				Richwood, Inc.	03885	Stratham	NH	94.0	0.0			94.0					94.0
				SimplexGrinnell Limited Partnership	01830	Haverhill	MA	3.0	0.0			3.0					3.0
				SMJ Metal Company, Inc.	01027	Easthampton	MA	7.0	0.0			7.0					7.0
				SMJ Metal Company, Inc.	01035	Hadley	MA	6.0	0.0			6.5					6.0
				SMJ Metal Company, Inc.	01053	Leeds	MA	9.0	0.0			9.0					9.0
				SMJ Metal Company, Inc.	01069	Palmer	MA	2.0	0.0			2.5					2.0
				SMJ Metal Company, Inc.	01073	Southampton	MA	7.0	0.0			7.0					7.0
				SMJ Metal Company, Inc.	01075	South Hadley	MA	3.0	0.0			3.0					3.0
				SMJ Metal Company, Inc.	01373	South Deerfield	MA	9.0	0.0			9.0					9.0
				SOS Corporation	01757	Millford	MA	92.0	0.0			92.0					92.0
				SOS Corporation	02151	Revere	MA	8.0	0.0				8.0				8.0
				Sunshine Sign Company, Inc.	06260	Putnam	CT	4.0	0.0			4.5					4.0
				Thermo Dynamics International, Inc.	03824	Durham	NH	56.0	0.0			56.0					56.0
				Titan Roofing, Inc.	01527	Millbury	MA	4.0	0.0			4.0					4.0
				Titan Roofing, Inc.	01585	West Brookfield	MA	13.0	0.0			13.0					13.0
				Titan Roofing, Inc.	02189	East Weymouth	MA	4.0	0.0			4.0					4.0
				Viking Industries, Inc.	02093	Wrentham	MA	8.0	0.0			8.0					8.0
				Viking Industries, Inc.	02324	Bridgewater	MA	0.0	32.0			32.0					32.0
				Viking Industries, Inc.	02360	Plymouth	MA	8.0	0.0			8.0					8.0
				Viking Industries, Inc.	02816	Coventry	RI	13.0	0.0			13.0					13.0
				Viking Industries, Inc.	02889	Warwick	RI	293.0	0.0			293.0					293.0
				Wayne J. Griffin Electric, Inc.	01420	Fitchburg	MA	72.0	0.0			72.0					72.0
				Wayne J. Griffin Electric, Inc.	01430	Ashburnham	MA	8.0	0.0			8.0					8.0
				Wayne J. Griffin Electric, Inc.	01453	Leominster	MA	344.0	0.0			343.5					344.0
				Wayne J. Griffin Electric, Inc.	01469	Townsend	MA	72.0	0.0			72.0					72.0
				Wayne J. Griffin Electric, Inc.	01516	Douglas	MA	326.0	0.0			325.5					326.0
				Wayne J. Griffin Electric, Inc.	01527	Millbury	MA	339.0	0.0			339.0					339.0
				Wayne J. Griffin Electric, Inc.	01569	Uxbridge	MA	16.0	0.0			16.0					16.0
				Wayne J. Griffin Electric, Inc.	01588	Whitinsville	MA	358.0	0.0			358.0					358.0
				Wayne J. Griffin Electric, Inc.	01609	Worcester	MA	50.0	0.0			50.0					50.0
				Wayne J. Griffin Electric, Inc.	01748	Hopkinton	MA	430.0	0.0			430.0					430.0
				Wayne J. Griffin Electric, Inc.	01756	Mendon	MA	8.0	0.0			8.0					8.0
				Wayne J. Griffin Electric, Inc.	02019	Bellingham	MA	8.0	0.0			8.0					8.0
				Wayne J. Griffin Electric, Inc.	02053	Medway	MA	16.0	0.0			16.0					16.0
				Wayne J. Griffin Electric, Inc.	02703	Attleboro	MA	24.0	0.0			24.0					24.0
				Wayne J. Griffin Electric, Inc.	03811	Atkinson	NH	8.0	0.0			8.0					8.0
				Wayne J. Griffin Electric, Inc.	03826	East Hampstead	NH	8.0	0.0			8.0					8.0
				Wayne J. Griffin Electric, Inc.	06239	Danielson	CT	113.0	0.0			113.0					113.0
				Wayne J. Griffin Electric, Inc.	06277	Thompson	CT	154.0	0.0			153.5					154.0
				West Floor Covering, Inc.	02050	Marshfield	MA	16.0	0.0			16.0					16.0
				West Floor Covering, Inc.	02170	Quincy	MA	24.0	0.0			24.0					24.0
				West Floor Covering, Inc.	02302	Brockton	MA	8.0	0.0			8.0					8.0
				West Floor Covering, Inc.	02364	Kingston	MA	0.0	32.0			32.0					32.0
				West Floor Covering, Inc.	02717	East Freetown	MA	67.0	0.0			67.0					67.0
				West Floor Covering, Inc.	02724	Fall River	MA	179.0	0.0			179.0					179.0
FRC0802	DC2	FRC-Hemenway Hall and Annex - Renovations	Barr and Barr, Inc.	West Floor Covering, Inc.	03076	Pelham	NH	124.0	0.0			124.0					124.0
FSC1301E	EC1	Fitchburg State University Energy/Water Retrofit	American Development Institute, LLC	Annese Electrical Services, Inc.	01745	Fayville	MA	91.0	0.0			91.0					91.0
				Annese Electrical Services, Inc.	02072	Stoughton	MA	12.0	0.0			12.0					12.0
				Annese Electrical Services, Inc.	02702	Assonet	MA	52.0	0.0			52.0					52.0
				BEME Water System Solutions, Inc.	01590	Sutton	MA	4.0	0.0			4.5					4.0
				C.E. Cyr Construction	01876	Tewksbury	MA	8.0	0.0			8.0					8.0
				C.E. Cyr Construction	02360	Plymouth	MA	24.0	0.0			24.0					24.0
				Fraser Engineering Company, Inc.	01364	Orange	MA	309.0	0.0			309.0					309.0
				Fraser Engineering Company, Inc.	01469	Townsend	MA	234.0	0.0			234.0					234.0
				Fraser Engineering Company, Inc.	01475	Winchendon	MA	350.0	0.0			350.0					350.0
				Fraser Engineering Company, Inc.	01543	Rutland	MA	89.0	0.0			89.0					89.0
				Fraser Engineering Company, Inc.	01590	Sutton	MA	28.0	0.0			28.0					28.0
				Fraser Engineering Company, Inc.	01752	Marlborough	MA	51.0	0.0			51.0					51.0
				Fraser Engineering Company, Inc.	01844	Methuen	MA	20.0	0.0			20.0					20.0
				Fraser Engineering Company, Inc.	01876	Tewksbury	MA	3.0	0.0			3.0					3.0
				Fraser Engineering Company, Inc.	02324	Bridgewater	MA	144.0	0.0			144.0					144.0
				Fraser Engineering Company, Inc.	02337	Elmwood	MA	199.0	0.0			199.0					199.0
				Fraser Engineering Company, Inc.	02720	Fall River	MA	625.0	0.0			625.0					625.0
				Fraser Engineering Company, Inc.	02895	Woonsocket	RI	148.0	0.0			148.0					148.0
				Fraser Engineering Company, Inc.	02915	Riverside	RI	100.0	0.0			100.0					100.0
				Fraser Engineering Company, Inc.	03826	East Hampstead	NH	409.0	0.0			409.0					409.0

Project	Phase	Project Name	General Contractor Name	Company Name	Zip Code	City	State	Male	Female	Asian	Black/African American/Cape Verdean	Caucasian	Hispanic	Native American/Eskimo/Aleut	Minority - Other	Other	Total Hours Reported
				Fraser Engineering Company, Inc.	03865	Plaistow	NH	86.0	0.0					86.0			86.0
				Noyes Sheet Metal, Inc.	01468	Templeton	MA	19.0	0.0					19.0			19.0
				Noyes Sheet Metal, Inc.	01562	Spencer	MA	15.0	0.0					15.0			15.0
				Noyes Sheet Metal, Inc.	02703	Attleboro	MA	15.0	0.0					15.0			15.0
				William Roberts Electric	01020	Chicopee	MA	16.0	0.0					16.0			16.0
				William Roberts Electric	01033	Granby	MA	8.0	0.0					8.0			8.0
				William Roberts Electric	01510	Clinton	MA	24.0	0.0					24.0			24.0
				William Roberts Electric	01602	Worcester	MA	100.0	0.0		100.5						100.0
				William Roberts Electric	01604	Worcester	MA	44.0	0.0			44.0					44.0
HCC0801	DC2	Holyoke Community College - Renovations to Campus Center	Walsh Brothers, Inc.	Ayotte & King for Tile, Inc.	01020	Chicopee	MA	36.0	0.0			36.0					36.0
				Ayotte & King for Tile, Inc.	01069	Palmer	MA	4.0	0.0			4.0					4.0
				Ayotte & King for Tile, Inc.	01071	Russell	MA	4.0	0.0			4.0					4.0
				Ayotte & King for Tile, Inc.	01085	Westfield	MA	13.0	0.0			13.0					13.0
				Ayotte & King for Tile, Inc.	01095	Wilbraham	MA	4.0	0.0			4.0					4.0
				B & G Mechanical	01013	Chicopee	MA	16.0	0.0			16.0					16.0
				B & G Mechanical	01027	Easthampton	MA	138.0	0.0			137.5					138.0
				B & G Mechanical	01085	Westfield	MA	8.0	0.0			8.0					8.0
				B & G Mechanical	01089	West Springfield	MA	60.0	0.0			60.0					60.0
				B & G Mechanical	01096	Williamsburg	MA	16.0	0.0				16.0				16.0
				Central Ceilings, Inc.	01516	Douglas	MA	120.0	0.0			120.0					120.0
				Central Ceilings, Inc.	01527	Millbury	MA	80.0	0.0			80.0					80.0
				Climate Heating & Cooling, Inc.	01201	Pittsfield	MA	66.0	0.0			66.5					66.0
				Climate Heating & Cooling, Inc.	01238	Lee	MA	2.0	0.0			2.0					2.0
				M.L. McDonald Sales Company, Inc.	01602	Worcester	MA	34.0	0.0		34.0						34.0
				M.L. McDonald Sales Company, Inc.	02892	West Kingston	RI	8.0	0.0								8.0
				New Roads Environmental	01841	Lawrence	MA	120.0	0.0					120.0			120.0
				S.O.S. Corporation	01096	Williamsburg	MA	10.0	0.0			10.5					10.0
				S.O.S. Corporation	01570	Webster	MA	13.0	0.0			13.0					13.0
				S.O.S. Corporation	01757	Millford	MA	12.0	0.0			11.5					12.0
				S.O.S. Corporation	02180	Stoneham	MA	14.0	0.0			13.5					14.0
				TriMark United East, Inc.	01821	Billerica	MA	23.0	0.0			23.0					23.0
				TriMark United East, Inc.	02169	Quincy	MA	23.0	0.0			23.0					23.0
				TriMark United East, Inc.	02351	Abington	MA	7.0	0.0			7.0					7.0
				Universal Electric Company, Inc.	01007	Belchertown	MA	268.0	0.0			268.0					268.0
				Universal Electric Company, Inc.	01056	Ludlow	MA	20.0	0.0			19.5					20.0
				Universal Electric Company, Inc.	01089	West Springfield	MA	40.0	0.0				40.0				40.0
				Universal Electric Company, Inc.	01095	Wilbraham	MA	103.0	0.0		103.0						103.0
				Universal Electric Company, Inc.	01106	Longmeadow	MA	5.0	0.0			5.0					5.0
				Universal Electric Company, Inc.	01118	Springfield	MA	40.0	0.0			40.0					40.0
				Walsh Brothers, Inc.	01020	Chicopee	MA	304.0	0.0			304.0					304.0
				Westek Architectural Woodworking	01010	Brimfield	MA	13.0	0.0			13.0					13.0
				Westek Architectural Woodworking	01092	West Warren	MA	5.0	0.0			5.0					5.0
HCC1301E	EC1	Holyoke Community College Energy Conservation Measures	American Development Institute, LLC	Acme Abatement Contractor	01841	Lawrence	MA	200.0	0.0				200.0				200.0
				Acme Abatement Contractor	02703	Attleboro	MA	100.0	0.0	100.0							100.0
				Acme Abatement Contractor	02720	Fall River	MA	368.0	0.0	368.0							368.0
				Acme Abatement Contractor	02721	Fall River	MA	100.0	0.0	100.0							100.0
				Acme Abatement Contractor	02723	Fall River	MA	100.0	0.0	100.0							100.0
				Acme Abatement Contractor	02724	Fall River	MA	674.0	0.0	674.0							674.0
				Acme Abatement Contractor	02771	Seekonk	MA	100.0	0.0	100.0							100.0
				Acme Abatement Contractor	02907	Providence	RI	40.0	40.0	40.0			40.0				80.0
				Acme Abatement Contractor	02909	Providence	RI	40.0	0.0	40.0							40.0
				Acme Abatement Contractor	02920	Cranston	RI	0.0	362.0				362.0				362.0
				Collins Electric Company	01020	Chicopee	MA	652.0	0.0			652.0					652.0
				Collins Electric Company	01028	East Longmeadow	MA	69.0	0.0			69.0					69.0
				Collins Electric Company	01056	Ludlow	MA	112.0	0.0			112.0					112.0
				Collins Electric Company	01057	Monson	MA	224.0	0.0			224.0					224.0
				Collins Electric Company	01075	South Hadley	MA	8.0	0.0			8.0					8.0
				Collins Electric Company	01089	West Springfield	MA	40.0	0.0			40.0					40.0
				Collins Electric Company	01095	Wilbraham	MA	8.0	0.0			8.0					8.0
				Collins Electric Company	01104	Springfield	MA	490.0	0.0			490.0					490.0
				Collins Electric Company	01128	Springfield	MA	0.0	231.0			231.0					231.0
				Collins Electric Company	01301	Greenfield	MA	8.0	0.0			8.0					8.0
				Collins Electric Company	01585	West Brookfield	MA	375.0	0.0			375.0					375.0
				Commercial Insulation Contractors, Inc.	02864	Cumberland	RI	80.0	0.0			80.0					80.0
				Commercial Insulation Contractors, Inc.	02895	Woonsocket	RI	48.0	0.0			48.0					48.0
				Essex Newbury North Company	01011	Chester	MA	40.0	0.0			40.0					40.0
				Essex Newbury North Company	01027	Easthampton	MA	197.0	0.0			197.0					197.0
				Essex Newbury North Company	01040	Holyoke	MA	40.0	0.0			40.0					40.0
				Essex Newbury North Company	01085	Westfield	MA	210.0	0.0			210.0					210.0
				Essex Newbury North Company	01095	Wilbraham	MA	20.0	0.0			20.0					20.0
				Essex Newbury North Company	01109	Springfield	MA	176.0	176.0	176.0		176.0					352.0
				Essex Newbury North Company	02780	Taunton	MA	250.0	0.0			250.0					250.0
				Essex Newbury North Company	02802	Albion	RI	658.0	0.0			658.0					658.0
				Essex Newbury North Company	02809	Bristol	RI	164.0	0.0			164.0					164.0
				Essex Newbury North Company	02810			0.0	798.0				798.0				798.0
				Essex Newbury North Company	02830	Harrisville	RI	516.0	0.0			516.0					516.0
				Essex Newbury North Company	02859	Pascoag	RI	74.0	0.0			74.0					74.0
				Essex Newbury North Company	02893	West Warwick	RI	42.0	0.0			42.0					42.0

Project	Phase	Project Name	General Contractor Name	Company Name	Zip Code	City	State	Male	Female	Asian	Black/African American/Cape Verdean	Caucasian	Hispanic	Native American/Eskimo/Aleut	Minority - Other	Other	Total Hours Reported	
				Essex Newbury North Company	02895	Woonsocket	RI	66.0	0.0				66.0				66.0	
				Essex Newbury North Company	02906	Providence	RI	42.0	0.0		42.0						42.0	
				Essex Newbury North Company	02919	Johnston	RI	130.0	0.0			130.0					130.0	
				Essex Newbury North Company	02920	Cranston	RI	0.0	144.0				144.0				144.0	
				Fraser Engineering Company, Inc.	01364	Orange	MA	550.0	0.0			550.0					550.0	
				Fraser Engineering Company, Inc.	01432	Ayer	MA	84.0	0.0				84.0				84.0	
				Fraser Engineering Company, Inc.	01469	Townsend	MA	676.0	0.0				676.0				676.0	
				Fraser Engineering Company, Inc.	01473	Westminster	MA	150.0	0.0				150.0				150.0	
				Fraser Engineering Company, Inc.	01501	Auburn	MA	268.0	0.0				268.0				268.0	
				Fraser Engineering Company, Inc.	01543	Rutland	MA	200.0	0.0				200.0				200.0	
				Fraser Engineering Company, Inc.	01752	Marlborough	MA	140.0	0.0				140.0				140.0	
				Fraser Engineering Company, Inc.	02067	Sharon	MA	160.0	0.0				160.0				160.0	
				Fraser Engineering Company, Inc.	02072	Stoughton	MA	2.0	0.0				2.5				2.0	
				Fraser Engineering Company, Inc.	02125	Dorchester	MA	390.0	0.0				390.0				390.0	
				Fraser Engineering Company, Inc.	02720	Fall River	MA	376.0	0.0				376.0				376.0	
				Fraser Engineering Company, Inc.	02893	West Warwick	RI	40.0	0.0				40.0				40.0	
				Fraser Engineering Company, Inc.	03079	Salem	NH	160.0	0.0				160.0				160.0	
				InLine Mechanical LLC	01826	Dracut	MA	17.0	0.0				17.0				17.0	
				J.M. Electrical Company, Inc.	01540	Oxford	MA	1,319.0	0.0				1,319.0				1,319.0	
				J.M. Electrical Company, Inc.	01607	Worcester	MA	372.0	0.0				372.0				372.0	
				J.M. Electrical Company, Inc.	01612	Paxton	MA	88.0	0.0				88.0				88.0	
IFM1401	OM1	Mechanical Systems Maintenance Contract Certain State Buildings	ENE Systems, Inc.	ENE Systems, Inc.	01776	Sudbury	MA	741.0	0.0				741.0				741.0	
				ENE Systems, Inc.	01801	Woburn	MA	1,598.0	0.0				1,598.0					1,598.0
				ENE Systems, Inc.	01832	Haverhill	MA	2,778.0	0.0				2,778.0					2,778.0
				ENE Systems, Inc.	01904	Lynn	MA	801.0	0.0				801.0					801.0
				ENE Systems, Inc.	01906	Saugus	MA	1,424.0	0.0				1,424.0					1,424.0
				ENE Systems, Inc.	02021	Canton	MA	1,450.0	0.0				1,449.5					1,450.0
				ENE Systems, Inc.	02026	Dedham	MA	1,777.0	0.0				1,777.0					1,777.0
				ENE Systems, Inc.	02038	Franklin	MA	1,587.0	0.0				1,587.0					1,587.0
				ENE Systems, Inc.	02066	Scituate	MA	1,544.0	0.0				1,544.0					1,544.0
				ENE Systems, Inc.	02134	Allston	MA	1,472.0	0.0				1,472.0					1,472.0
				ENE Systems, Inc.	02151	Revere	MA	1,510.0	0.0				1,510.5					1,510.0
				ENE Systems, Inc.	02169	Quincy	MA	3,273.0	0.0				3,273.0					3,273.0
				ENE Systems, Inc.	02176	Melrose	MA	2,106.0	0.0				2,106.0					2,106.0
				ENE Systems, Inc.	02184	Braintree	MA	96.0	0.0				96.0					96.0
				ENE Systems, Inc.	02186	Milton	MA	94.0	0.0				94.0					94.0
				ENE Systems, Inc.	02188	Weymouth	MA	1,458.0	0.0				1,458.5					1,458.0
				ENE Systems, Inc.	02189	East Weymouth	MA	32.0	0.0				32.0					32.0
				ENE Systems, Inc.	02341	Hanson	MA	1,965.0	0.0				1,965.0					1,965.0
				ENE Systems, Inc.	02359	Pembroke	MA	1,272.0	0.0				1,272.0					1,272.0
				ENE Systems, Inc.	02360	Plymouth	MA	1,890.0	0.0				1,890.0					1,890.0
				ENE Systems, Inc.	02368	Randolph	MA	2,012.0	0.0				2,011.5					2,012.0
				ENE Systems, Inc.	02720	Fall River	MA	1,524.0	0.0				1,524.5					1,524.0
				ENE Systems, Inc.	03062	Nashua	NH	803.0	0.0				802.8					803.0
MCA1401	HC1	Massachusetts College of Art Switchgear Replacement	Dagle Electrical Construction Corp.	Cavallieri Construction Company, Inc.	01950	Newburyport	MA	8.0	0.0				8.0				8.0	
				Cavallieri Construction Company, Inc.	02128	Boston	MA	134.0	0.0				29.0	104.5				134.0
				Cavallieri Construction Company, Inc.	02149	Everett	MA	40.0	0.0				40.0					40.0
				Cavallieri Construction Company, Inc.	02151	Revere	MA	132.0	0.0				132.5					132.0
				Cavallieri Construction Company, Inc.	02914	East Providence	RI	8.0	0.0				8.0					8.0
				Cavallieri Construction Company, Inc.	03452	Jaffrey	NH	9.0	0.0				9.0					9.0
				East Coast Fireproofing Company, Inc.	01832	Haverhill	MA	16.0	0.0				16.0					16.0
				East Coast Fireproofing Company, Inc.	02743	Acushnet	MA	16.0	0.0				16.0					16.0
MCC1001	DC1	Middlesex Community College Academic Arts Center Renovation	Consigli Construction, Co., Inc.	All Steel, LLC	05450	Enosburg Falls	VT	374.0	0.0				374.5					374.0
				All Steel, LLC	05655	Hyde Park	VT	377.0	0.0				376.8					377.0
				All Steel, LLC	06029	Ellington	CT	403.0	0.0				402.8					403.0
				All Steel, LLC	06074	South Windsor	CT	313.0	0.0				312.8					313.0
				All Steel, LLC	06239	Danielson	CT	328.0	0.0				327.8					328.0
				Chapman Waterproofing Company	01821	Billerica	MA	8.0	0.0				8.0					8.0
				Chapman Waterproofing Company	01876	Tewksbury	MA	48.0	0.0				48.0					48.0
				Chapman Waterproofing Company	01887	Wilmington	MA	8.0	0.0				8.0					8.0
				Chapman Waterproofing Company	01906	Saugus	MA	4.0	0.0				4.0					4.0
				Chapman Waterproofing Company	01908	Nahant	MA	8.0	0.0				8.0					8.0
				Chapman Waterproofing Company	01938	Ipswich	MA	16.0	0.0				16.0					16.0
				Chapman Waterproofing Company	02021	Canton	MA	17.0	0.0				17.0					17.0
				Chapman Waterproofing Company	02128	Boston	MA	8.0	0.0				8.0					8.0
				Chapman Waterproofing Company	02143	Somerville	MA	8.0	0.0				8.0					8.0
				Chapman Waterproofing Company	02188	Weymouth	MA	2.0	0.0				2.0					2.0
				Chapman Waterproofing Company	02322	Avon	MA	56.0	0.0				56.0					56.0
				Chapman Waterproofing Company	03038	Derry	NH	43.0	0.0				43.0					43.0
				Chapman Waterproofing Company	03063	Nashua	NH	110.0	0.0				110.0					110.0
				Chapman Waterproofing Company	03102	Manchester	NH	8.0	0.0				8.5					8.0
				Costa Brothers Masonry, Inc.	01876	Tewksbury	MA	132.0	0.0				132.0					132.0
				Costa Brothers Masonry, Inc.	02361	Plymouth	MA	18.0	0.0				17.5					18.0
				Costa Brothers Masonry, Inc.	02720	Fall River	MA	27.0	0.0				27.0					27.0
				Costa Brothers Masonry, Inc.	02724	Fall River	MA	170.0	0.0				170.0					170.0
				Costa Brothers Masonry, Inc.	02744	New Bedford	MA	48.0	0.0				16.0	32.0				48.0
				Costa Brothers Masonry, Inc.	02745	New Bedford	MA	32.0	0.0				32.0					32.0

Project	Phase	Project Name	General Contractor Name	Company Name	Zip Code	City	State	Male	Female	Asian	Black/African American/Cape Verdean	Caucasian	Hispanic	Native American/Eskimo/Aleut	Minority - Other	Other	Total Hours Reported
				Costa Brothers Masonry, Inc.	02746	New Bedford	MA	8.0	0.0				8.0				8.0
				Costa Brothers Masonry, Inc.	02747	North Dartmouth	MA	32.0	0.0				32.0				32.0
				Costa Brothers Masonry, Inc.	02777	Swansea	MA	40.0	0.0		40.0						40.0
				General Air Conditioning	01886	Westford	MA	64.0	0.0				64.0				64.0
				General Air Conditioning	02119	Roxbury	MA	35.0	0.0		35.0						35.0
				General Air Conditioning	02169	Quincy	MA	10.0	0.0				10.0				10.0
				General Air Conditioning	02341	Hanson	MA	17.0	0.0				17.0				17.0
				Hanlon Sheet Metal	01821	Billerica	MA	11.0	0.0				11.0				11.0
				Hanlon Sheet Metal	01844	Methuen	MA	8.0	0.0				8.0				8.0
				Hanlon Sheet Metal	01905	Lynn	MA	42.0	0.0				42.0				42.0
				Hanlon Sheet Metal	02051	Marshfield Hills	MA	8.0	0.0				8.0				8.0
				J.F. Shine Mechanical, Inc.	01760	Natick	MA	8.0	0.0				8.0				8.0
				J.F. Shine Mechanical, Inc.	01821	Billerica	MA	485.0	0.0			485.0					485.0
				J.F. Shine Mechanical, Inc.	02050	Marshfield	MA	8.0	0.0				8.0				8.0
				J.F. Shine Mechanical, Inc.	03076	Pelham	NH	232.0	0.0			232.0					232.0
				Lighthouse Masonry, Inc.	02148	Malden	MA	32.0	0.0				32.0				32.0
				Lighthouse Masonry, Inc.	02149	Everett	MA	124.0	0.0				124.5				124.0
				Lighthouse Masonry, Inc.	02718	East Taunton	MA	44.0	0.0			43.5					44.0
				Lighthouse Masonry, Inc.	02723	Fall River	MA	151.0	0.0				151.0				151.0
				Lighthouse Masonry, Inc.	02724	Fall River	MA	37.0	0.0				37.0				37.0
				Lighthouse Masonry, Inc.	02725	Somerset	MA	118.0	0.0				117.5				118.0
				Lighthouse Masonry, Inc.	02740	New Bedford	MA	411.0	0.0		129.0		282.0				411.0
				Lighthouse Masonry, Inc.	02744	New Bedford	MA	103.0	0.0				103.0				103.0
				Lighthouse Masonry, Inc.	02745	New Bedford	MA	938.0	0.0		3.0	509.0	426.0				938.0
				Lighthouse Masonry, Inc.	02746	New Bedford	MA	1,714.0	0.0		78.0		1,636.0				1,714.0
				Lighthouse Masonry, Inc.	02747	North Dartmouth	MA	406.0	0.0			406.5					406.0
				Lighthouse Masonry, Inc.	11550	Hempstead	NY	24.0	0.0				24.0				24.0
				Lighthouse Masonry, Inc.	11717	Brentwood	NY	14.0	0.0				14.0				14.0
				Majestic Steel, Inc.	01832	Haverhill	MA	148.0	0.0			148.0					148.0
				Marathon Fire Protection, Inc.	02771	Seekonk	MA	6.0	0.0				6.0				6.0
				Marathon Fire Protection, Inc.	02861	Pawtucket	RI	4.0	0.0				4.0				4.0
				NASDI LLC	01841	Lawrence	MA	50.0	0.0				50.0				50.0
				NASDI LLC	01851	Lowell	MA	73.0	0.0	73.0							73.0
				NASDI LLC	01852	Lowell	MA	32.0	0.0	32.0							32.0
				NASDI LLC	01854	Lowell	MA	32.0	0.0	32.0							32.0
				Newroads Environment	01841	Lawrence	MA	100.0	0.0				100.0				100.0
				Newroads Environment	02150	Chelsea	MA	20.0	0.0				20.0				20.0
				RicMor Construction, Inc.	02861	Pawtucket	RI	24.0	0.0			24.0					24.0
				RicMor Construction, Inc.	02895	Woonsocket	RI	16.0	0.0				16.0				16.0
				RicMor Construction, Inc.	03055	Milford	NH	16.0	0.0				16.0				16.0
				Riggs Contracting, Inc.	01068	Oakham	MA	8.0	0.0				8.0				8.0
				Riggs Contracting, Inc.	01453	Leominster	MA	16.0	0.0				16.0				16.0
				Riggs Contracting, Inc.	01468	Templeton	MA	31.0	0.0				31.0				31.0
				Riggs Contracting, Inc.	01501	Auburn	MA	8.0	0.0				8.0				8.0
				Riggs Contracting, Inc.	01524	Leicester	MA	8.0	0.0				8.0				8.0
				Riggs Contracting, Inc.	01532	Northborough	MA	24.0	0.0				24.0				24.0
				Riggs Contracting, Inc.	01540	Oxford	MA	80.0	0.0				80.0				80.0
				Riggs Contracting, Inc.	01545	Shrewsbury	MA	72.0	0.0				71.5				72.0
				Riggs Contracting, Inc.	01603	Worcester	MA	8.0	0.0				8.0				8.0
				Riggs Contracting, Inc.	01746	Holliston	MA	155.0	0.0				155.0				155.0
				Riggs Contracting, Inc.	01747	Hopedale	MA	8.0	0.0				8.0				8.0
				Riggs Contracting, Inc.	01754	Maynard	MA	90.0	0.0				90.0				90.0
				Riggs Contracting, Inc.	01756	Mendon	MA	48.0	0.0				48.0				48.0
				Riggs Contracting, Inc.	01757	Milford	MA	57.0	0.0				16.0	41.0			57.0
				Riggs Contracting, Inc.	01821	Billerica	MA	8.0	0.0				8.0				8.0
				Riggs Contracting, Inc.	01826	Dracut	MA	22.0	0.0				22.0				22.0
				Riggs Contracting, Inc.	01843	Lawrence	MA	41.0	0.0				41.0				41.0
				Riggs Contracting, Inc.	01845	North Andover	MA	88.0	0.0				88.0				88.0
				Riggs Contracting, Inc.	01850	Lowell	MA	48.0	0.0				48.0				48.0
				Riggs Contracting, Inc.	01852	Lowell	MA	184.0	0.0	6.0			178.0				184.0
				Riggs Contracting, Inc.	01854	Lowell	MA	80.0	0.0				80.0				80.0
				Riggs Contracting, Inc.	01863	North Chelmsford	MA	40.0	0.0				40.0				40.0
				Riggs Contracting, Inc.	01876	Tewksbury	MA	132.0	0.0				131.5				132.0
				Riggs Contracting, Inc.	01906	Saugus	MA	8.0	0.0				8.0				8.0
				Riggs Contracting, Inc.	01982	South Hamilton	MA	8.0	0.0				8.0				8.0
				Riggs Contracting, Inc.	02116	Boston	MA	8.0	0.0	8.0							8.0
				Riggs Contracting, Inc.	02122	Dorchester	MA	16.0	0.0				16.0				16.0
				Riggs Contracting, Inc.	02136	Hyde Park	MA	8.0	0.0				8.0				8.0
				Riggs Contracting, Inc.	02148	Malden	MA	8.0	0.0				8.0				8.0
				Riggs Contracting, Inc.	02330	Carver	MA	14.0	0.0				14.0				14.0
				Riggs Contracting, Inc.	02347	Lakeville	MA	16.0	0.0				16.0				16.0
				Riggs Contracting, Inc.	02451	Waltham	MA	49.0	0.0				49.0				49.0
				Riggs Contracting, Inc.	02703	Attleboro	MA	55.0	0.0				15.0	40.0			55.0
				Riggs Contracting, Inc.	02740	New Bedford	MA	8.0	0.0				8.0				8.0
				Riggs Contracting, Inc.	02780	Taunton	MA	8.0	0.0				8.0				8.0
				Riggs Contracting, Inc.	03038	Derry	NH	82.0	0.0				40.0	42.0			82.0
				Riggs Contracting, Inc.	03062	Nashua	NH	8.0	0.0				8.0				8.0
				Riggs Contracting, Inc.	03076	Pelham	NH	16.0	0.0				16.0				16.0
				Riggs Contracting, Inc.	03102	Manchester	NH	32.0	0.0				32.0				32.0

Project	Phase	Project Name	General Contractor Name	Company Name	Zip Code	City	State	Male	Female	Asian	Black/African American/Cape Verdean	Caucasian	Hispanic	Native American/Eskimo/Aleut	Minority - Other	Other	Total Hours Reported
				Riggs Contracting, Inc.	03103	Manchester	NH	24.0	0.0				24.0				24.0
				Riggs Contracting, Inc.	03302	Concord	NH	9.0	0.0				9.0				9.0
				Riggs Contracting, Inc.	03827	East Kingston	NH	16.0	0.0				16.0				16.0
				Riggs Contracting, Inc.	03874	Seabrook	NH	23.0	0.0				23.0				23.0
				S & F Concrete Contractors, Inc.	01432	Ayer	MA	11.0	0.0				11.0				11.0
				S & F Concrete Contractors, Inc.	01453	Leominster	MA	37.0	0.0				37.0				37.0
				S & F Concrete Contractors, Inc.	01510	Clinton	MA	40.0	0.0				40.0				40.0
				S & F Concrete Contractors, Inc.	01532	Northborough	MA	370.0	0.0				370.0				370.0
				S & F Concrete Contractors, Inc.	01564	Sterling	MA	8.0	0.0				8.0				8.0
				S & F Concrete Contractors, Inc.	01570	Webster	MA	312.0	0.0				312.0				312.0
				S & F Concrete Contractors, Inc.	01588	Whitinsville	MA	8.0	0.0				8.5				8.0
				S & F Concrete Contractors, Inc.	01740	Bolton	MA	2.0	0.0				2.0				2.0
				S & F Concrete Contractors, Inc.	01749	Hudson	MA	492.0	0.0				492.0				492.0
				S & F Concrete Contractors, Inc.	01752	Marlborough	MA	76.0	0.0				76.5				76.0
				S & F Concrete Contractors, Inc.	01757	Millford	MA	17.0	0.0				17.0				17.0
				S & F Concrete Contractors, Inc.	01775	Stow	MA	8.0	0.0				8.0				8.0
				S & F Concrete Contractors, Inc.	01821	Billerica	MA	32.0	0.0				32.0				32.0
				S & F Concrete Contractors, Inc.	01876	Tewksbury	MA	331.0	0.0				331.0				331.0
				S & F Concrete Contractors, Inc.	01960	Peabody	MA	16.0	0.0				16.0				16.0
				S & F Concrete Contractors, Inc.	02019	Bellingham	MA	92.0	0.0				92.5				92.0
				S & F Concrete Contractors, Inc.	02124	Dorchester Center	MA	8.0	0.0				8.0				8.0
				S & F Concrete Contractors, Inc.	02136	Hyde Park	MA	8.0	0.0				8.0				8.0
				S & F Concrete Contractors, Inc.	02148	Malden	MA	16.0	0.0				16.0				16.0
				S & F Concrete Contractors, Inc.	02149	Everett	MA	8.0	0.0				8.0				8.0
				S & F Concrete Contractors, Inc.	02723	Fall River	MA	16.0	0.0				16.0				16.0
				S & F Concrete Contractors, Inc.	02743	Acushnet	MA	8.0	0.0				8.0				8.0
				S & F Concrete Contractors, Inc.	02748	South Dartmouth	MA	56.0	0.0				56.0				56.0
				S & F Concrete Contractors, Inc.	03045	Goffstown	NH	74.0	0.0				73.5				74.0
				S & F Concrete Contractors, Inc.	03053	Londonderry	NH	136.0	0.0				136.0				136.0
				S & F Concrete Contractors, Inc.	03104	Manchester	NH	82.0	0.0				82.0				82.0
				S & F Concrete Contractors, Inc.	03874	Seabrook	NH	10.0	0.0				10.5				10.0
				Safway Services, LLC	01532	Northborough	MA	8.0	0.0				8.0				8.0
				Safway Services, LLC	01606	Worcester	MA	8.0	0.0				8.0				8.0
				Safway Services, LLC	02122	Dorchester	MA	8.0	0.0				8.0				8.0
				Safway Services, LLC	04090	Wells	ME	8.0	0.0				8.0				8.0
				Wayne J. Griffin Electric, Inc.	01440	Gardner	MA	810.0	0.0				810.5				810.0
				Wayne J. Griffin Electric, Inc.	01462	Lunenburg	MA	120.0	0.0						120.0		120.0
				Wayne J. Griffin Electric, Inc.	01562	Spencer	MA	3.0	0.0				3.0				3.0
				Wayne J. Griffin Electric, Inc.	01702	Framingham	MA	8.0	0.0				8.0				8.0
				Wayne J. Griffin Electric, Inc.	01833	Georgetown	MA	27.0	0.0				27.0				27.0
				Wayne J. Griffin Electric, Inc.	01841	Lawrence	MA	650.0	0.0				650.3				650.0
				Wayne J. Griffin Electric, Inc.	03038	Derry	NH	16.0	0.0				16.0				16.0
				Wayne J. Griffin Electric, Inc.	03053	Londonderry	NH	360.0	0.0						360.0		360.0
				Wayne J. Griffin Electric, Inc.	03826	East Hampstead	NH	8.0	0.0				8.0				8.0
				Wayne J. Griffin Electric, Inc.	03865	Plaistow	NH	12.0	0.0				12.0				12.0
MMA1502	FC1	Mass Maritime Academy Blinn Hall- Envelope Repairs	Mill City Construction, Inc.	Capeway Roofing Systems, Inc.	02720	Fall River	MA	238.0	0.0				238.0				238.0
				Capeway Roofing Systems, Inc.	02721	Fall River	MA	116.0	0.0				116.5				116.0
				Capeway Roofing Systems, Inc.	02723	Fall River	MA	66.0	0.0				66.5				66.0
				Capeway Roofing Systems, Inc.	02724	Fall River	MA	57.0	0.0				57.0				57.0
				Capeway Roofing Systems, Inc.	02740	New Bedford	MA	28.0	0.0				26.0		2.5		28.0
				Capeway Roofing Systems, Inc.	02743	Acushnet	MA	12.0	0.0				12.0				12.0
				Capeway Roofing Systems, Inc.	02744	New Bedford	MA	114.0	0.0				114.0				114.0
				Capeway Roofing Systems, Inc.	02745	New Bedford	MA	50.0	0.0				50.0				50.0
				Capeway Roofing Systems, Inc.	02746	New Bedford	MA	109.0	0.0				109.0				109.0
				Capeway Roofing Systems, Inc.	02747	North Dartmouth	MA	293.0	0.0				293.0				293.0
				Capeway Roofing Systems, Inc.	02748	South Dartmouth	MA	50.0	0.0				49.5				50.0
				Capeway Roofing Systems, Inc.	02770	Rochester	MA	40.0	0.0				39.5				40.0
				Capeway Roofing Systems, Inc.	02780	Taunton	MA	101.0	0.0				101.0				101.0
				Capeway Roofing Systems, Inc.	02790	Westport	MA	294.0	0.0				294.5				294.0
				Hareld-Glass Co., Inc.	02813	Charlestown	RI	2.0	0.0				2.3				2.0
				Hareld-Glass Co., Inc.	02861	Pawtucket	RI	2.0	0.0				2.3				2.0
				King Painting, Inc.	01752	Marlborough	MA	16.0	0.0				16.0				16.0
				King Painting, Inc.	02149	Everett	MA	8.0	0.0				8.0				8.0
				King Painting, Inc.	03038	Derry	NH	17.0	0.0							17.0	17.0
				Lanco Scaffolding, Inc.	01843	Lawrence	MA	48.0	0.0				48.0				48.0
				Lanco Scaffolding, Inc.	01887	Wilmington	MA	32.0	0.0				32.0				32.0
				Lanco Scaffolding, Inc.	01902	Lynn	MA	8.0	0.0				8.0				8.0
				Lanco Scaffolding, Inc.	02119	Roxbury	MA	32.0	0.0				32.0				32.0
				Lanco Scaffolding, Inc.	02130	Jamaica Plain	MA	32.0	0.0				32.0				32.0
				Lanco Scaffolding, Inc.	02145	Somerville	MA	32.0	0.0				32.0				32.0
				Lanco Scaffolding, Inc.	02148	Malden	MA	40.0	0.0				40.0				40.0
				Lanco Scaffolding, Inc.	02151	Revere	MA	8.0	0.0				8.0				8.0
				Lanco Scaffolding, Inc.	02860	Pawtucket	RI	8.0	0.0				8.0				8.0
				Mill City Construction, Inc.	01569	Uxbridge	MA	12.0	0.0				12.0				12.0
				Mill City Construction, Inc.	02864	Cumberland	RI	75.0	0.0				75.3				75.0
				Mill City Construction, Inc.	02895	Woonsocket	RI	140.0	0.0				140.5				140.0
				Mill City Construction, Inc.	02896	North Smithfield	RI	902.0	0.0				902.0				902.0
MWC1201	DC1	Mount Wachusett CC- CM @ Risk	Shawmut Woodworking and Supply Company	Arden Engineering Constructors LLC	02864	Cumberland	RI	8.0	0.0				8.0				8.0
				Arden Engineering Constructors LLC	02878	Tiverton	RI	8.0	0.0				8.0				8.0

Project	Phase	Project Name	General Contractor Name	Company Name	Zip Code	City	State	Male	Female	Asian	Black/African American/Cape Verdean	Caucasian	Hispanic	Native American/Eskimo/Aleut	Minority - Other	Other	Total Hours Reported
				Arden Engineering Constructors LLC	02889	Warwick	RI	397.0	0.0				397.0				397.0
				Arden Engineering Constructors LLC	02911	North Providence	RI	325.0	0.0				325.0				325.0
				Arden Engineering Constructors LLC	02915	Riverside	RI	8.0	0.0				8.0				8.0
				Chapman Waterproofing Company	01083	Warren	MA	58.0	0.0				58.5				58.0
				Chapman Waterproofing Company	01604	Worcester	MA	6.0	0.0					6.0			6.0
				Chapman Waterproofing Company	01887	Wilmington	MA	36.0	0.0				36.0				36.0
				Chapman Waterproofing Company	01960	Peabody	MA	8.0	0.0				8.0				8.0
				Chapman Waterproofing Company	02895	Woonsocket	RI	24.0	0.0				24.0				24.0
				Chapman Waterproofing Company	02919	Johnston	RI	8.0	0.0				8.0				8.0
				Chapman Waterproofing Company	03063	Nashua	NH	108.0	0.0				108.5				108.0
				Chapman Waterproofing Company	03102	Manchester	NH	46.0	0.0				45.5				46.0
				Gleeson Powers	01886	Westford	MA	29.0	0.0				29.0				29.0
				Gleeson Powers	01960	Peabody	MA	2.0	0.0				2.0				2.0
				Gleeson Powers	02026	Dedham	MA	8.0	0.0				8.0				8.0
				Gleeson Powers	02896	North Smithfield	RI	8.0	0.0				8.0				8.0
				H. Carr & Sons, Inc.	01331	Athol	MA	8.0	0.0				8.0				8.0
				H. Carr & Sons, Inc.	01521	Holland	MA	335.0	0.0				335.0				335.0
				H. Carr & Sons, Inc.	01604	Worcester	MA	703.0	0.0				703.0				703.0
				H. Carr & Sons, Inc.	02718	East Taunton	MA	208.0	0.0				208.0				208.0
				H. Carr & Sons, Inc.	02721	Fall River	MA	32.0	0.0				32.0				32.0
				H. Carr & Sons, Inc.	02760	North Attleboro	MA	16.0	0.0				16.0				16.0
				H. Carr & Sons, Inc.	02771	Seekonk	MA	377.0	0.0				377.0				377.0
				H. Carr & Sons, Inc.	02858	Oakland	RI	24.0	0.0				24.0				24.0
				H. Carr & Sons, Inc.	02859	Pascoag	RI	808.0	0.0				808.0				808.0
				H. Carr & Sons, Inc.	02860	Pawtucket	RI	64.0	0.0				64.0				64.0
				H. Carr & Sons, Inc.	02864	Cumberland	RI	224.0	0.0				224.0				224.0
				H. Carr & Sons, Inc.	02895	Woonsocket	RI	16.0	0.0				16.0				16.0
				H. Carr & Sons, Inc.	02895	Woonsocket	RI	417.0	0.0				417.0				417.0
				H. Carr & Sons, Inc.	02914	East Providence	RI	72.0	0.0				72.0				72.0
				H. Carr & Sons, Inc.	02914	East Providence	RI	112.0	0.0				112.0				112.0
				H. Carr & Sons, Inc.	02920	Cranston	RI	64.0	0.0				64.0				64.0
				H. Carr & Sons, Inc.	06259	Pomfret Center	CT	360.0	0.0				360.0				360.0
				K & K Acoustical Ceilings, Inc.	01501	Auburn	MA	147.0	0.0				147.0				147.0
				K & K Acoustical Ceilings, Inc.	01757	Millford	MA	6.0	0.0				6.0				6.0
				K & K Acoustical Ceilings, Inc.	01826	Dracut	MA	8.0	0.0				8.0				8.0
				K & K Acoustical Ceilings, Inc.	01826	Dracut	MA	80.0	0.0				80.0				80.0
				K & K Acoustical Ceilings, Inc.	01852	Lowell	MA	67.0	0.0				67.0				67.0
				K & K Acoustical Ceilings, Inc.	01854	Lowell	MA	8.0	0.0				8.0				8.0
				K & K Acoustical Ceilings, Inc.	01862	North Billerica	MA	66.0	0.0				66.0				66.0
				K & K Acoustical Ceilings, Inc.	01879	Tyngsboro	MA	8.0	0.0				8.0				8.0
				K & K Acoustical Ceilings, Inc.	01879	Tyngsboro	MA	289.0	0.0				289.0				289.0
				K & K Acoustical Ceilings, Inc.	01886	Westford	MA	70.0	0.0				69.5				70.0
				K & K Acoustical Ceilings, Inc.	03033	Brookline	NH	8.0	0.0				8.0				8.0
				K & K Acoustical Ceilings, Inc.	03038	Derry	NH	40.0	0.0				40.0				40.0
				K & K Acoustical Ceilings, Inc.	03063	Nashua	NH	7.0	0.0				7.0				7.0
				K & K Acoustical Ceilings, Inc.	03101	Manchester	NH	322.0	0.0				322.0				322.0
				Marguerite Concrete, Inc.	01450	Groton	MA	10.0	0.0				10.0				10.0
				Marguerite Concrete, Inc.	01504	Blackstone	MA	8.0	0.0				8.0				8.0
				Marguerite Concrete, Inc.	01721	Ashland	MA	8.0	0.0				8.0				8.0
				Marguerite Concrete, Inc.	02019	Bellingham	MA	10.0	0.0				10.5				10.0
				Marguerite Concrete, Inc.	02703	Attleboro	MA	9.0	0.0				9.0				9.0
				Marguerite Concrete, Inc.	02720	Fall River	MA	10.0	0.0				10.0				10.0
				Marguerite Concrete, Inc.	02777	Swansea	MA	9.0	0.0				9.0				9.0
				New Age Electrical Services, LLC	02124	Dorchester Center	MA	216.0	0.0			216.0					216.0
				New Age Electrical Services, LLC	02150	Chelsea	MA	232.0	0.0			232.0					232.0
				New England Electrical Systems, Inc.	02035	Foxboro	MA	27.0	0.0				27.0				27.0
				New England Electrical Systems, Inc.	02048	Mansfield	MA	14.0	0.0				14.0				14.0
				New England Electrical Systems, Inc.	02828	Greenville	RI	28.0	0.0				28.0				28.0
				Rockwell Roofing, Inc.	01331	Athol	MA	20.0	0.0				20.0				20.0
				Rockwell Roofing, Inc.	01420	Fitchburg	MA	64.0	0.0				63.8				64.0
				Rockwell Roofing, Inc.	01420	Fitchburg	MA	8.0	0.0							7.8	8.0
				Rockwell Roofing, Inc.	01440	Gardner	MA	19.0	0.0							19.0	19.0
				Rockwell Roofing, Inc.	01452	Hubbardston	MA	60.0	0.0							60.5	60.0
				Rockwell Roofing, Inc.	01453	Leominster	MA	58.0	0.0							57.8	58.0
				Rockwell Roofing, Inc.	01453	Leominster	MA	30.0	0.0				29.5				30.0
				Rockwell Roofing, Inc.	01475	Winchendon	MA	19.0	0.0	0.8						18.5	19.0
				Rockwell Roofing, Inc.	01536	North Grafton	MA	9.0	0.0					9.3			9.0
				Rockwell Roofing, Inc.	01604	Worcester	MA	44.0	0.0							43.5	44.0
				Rockwell Roofing, Inc.	01607	Worcester	MA	1.0	0.0							1.0	1.0
				Rockwell Roofing, Inc.	01609	Worcester	MA	1.0	0.0							1.0	1.0
				Rockwell Roofing, Inc.	01610	Worcester	MA	4.0	0.0				4.5				4.0
				Rockwell Roofing, Inc.	03071	New Ipswich	NH	12.0	0.0							11.8	12.0
				Rockwell Roofing, Inc.	03447	Fitzwilliam	NH	88.0	0.0							88.0	88.0
				Rose Steel	03867	Rochester	NH	14.0	0.0				14.0				14.0
				Rose Steel	03872	Sanbornville	NH	28.0	0.0				28.5				28.0
				Rose Steel	03901	Berwick	ME	6.0	0.0				6.5				6.0
				Rose Steel	04027	Lebanon	ME	24.0	0.0				24.5				24.0
				Wayne J. Griffin Electric, Inc.	01068	Oakham	MA	15.0	0.0				15.0				15.0
				Wayne J. Griffin Electric, Inc.	01341	Conway	MA	64.0	0.0				64.0				64.0

Project	Phase	Project Name	General Contractor Name	Company Name	Zip Code	City	State	Male	Female	Asian	Black/African American/Cape Verdean	Caucasian	Hispanic	Native American/Eskimo/Aleut	Minority - Other	Other	Total Hours Reported
				Wayne J. Griffin Electric, Inc.	01366	Petersham	MA	64.0	0.0				64.0				64.0
				Wayne J. Griffin Electric, Inc.	01420	Fitchburg	MA	128.0	0.0				128.5				128.0
				Wayne J. Griffin Electric, Inc.	01453	Leominster	MA	72.0	0.0				72.0				72.0
				Wayne J. Griffin Electric, Inc.	01515	East Brookfield	MA	40.0	0.0				40.0				40.0
				Wayne J. Griffin Electric, Inc.	01524	Leicester	MA	32.0	0.0				31.5				32.0
				Wayne J. Griffin Electric, Inc.	01541	Princeton	MA	72.0	0.0				72.0				72.0
				Wayne J. Griffin Electric, Inc.	01562	Spencer	MA	123.0	0.0				123.0				123.0
				Wayne J. Griffin Electric, Inc.	01564	Sterling	MA	8.0	0.0				8.0				8.0
				Wayne J. Griffin Electric, Inc.	01606	Worcester	MA	7.0	0.0				7.0				7.0
				Wayne J. Griffin Electric, Inc.	01611	Cherry Valley	MA	179.0	0.0				179.0				179.0
				Wayne J. Griffin Electric, Inc.	01876	Tewksbury	MA	16.0	0.0				16.0				16.0
				Wayne J. Griffin Electric, Inc.	03043	Francestown	NH	608.0	0.0				608.5				608.0
				Wayne J. Griffin Electric, Inc.	03070	New Boston	NH	273.0	0.0				273.0				273.0
				Wayne J. Griffin Electric, Inc.	03102	Manchester	NH	0.0	8.0				8.0				8.0
				Wayne J. Griffin Electric, Inc.	03106	Hooksett	NH	608.0	0.0				608.0				608.0
				Wayne J. Griffin Electric, Inc.	03841	Hampstead	NH	8.0	0.0				8.0				8.0
				Wayne J. Griffin Electric, Inc.	05301	Brattleboro	VT	26.0	0.0				26.5				26.0
				Wayne J. Griffin Electric, Inc.	06277	Thompson	CT	0.0	224.0				224.0				224.0
NAC1102	EC1	Energy Upgrades at Massachusetts College of Liberal Arts	Adams Plumbing & Heating, Inc.	Adams Plumbing & Heating, Inc.	01096	Williamsburg	MA	46.0	0.0				46.5				46.0
				Adams Plumbing & Heating, Inc.	01201	Pittsfield	MA	40.0	0.0				40.0				40.0
				Adams Plumbing & Heating, Inc.	01220	Adams	MA	281.0	0.0				281.0				281.0
				Adams Plumbing & Heating, Inc.	01225	Cheshire	MA	84.0	0.0				84.0				84.0
				Adams Plumbing & Heating, Inc.	01226	Dalton	MA	17.0	0.0				17.0				17.0
				Adams Plumbing & Heating, Inc.	01247	North Adams	MA	997.0	0.0				997.0				997.0
				Adams Plumbing & Heating, Inc.	01270	Windsor	MA	82.0	0.0				81.5				82.0
				Adams Plumbing & Heating, Inc.	01343	Drury	MA	20.0	0.0				19.5				20.0
				Adams Plumbing & Heating, Inc.	05350	Readsboro	VT	54.0	0.0				54.5				54.0
				Collins Electric Company	01104	Springfield	MA	65.0	0.0				65.0				65.0
				Collins Electric Company	01220	Adams	MA	209.0	0.0				209.0				209.0
				Collins Electric Company	01225	Cheshire	MA	123.0	0.0				123.0				123.0
				Collins Electric Company	01270	Windsor	MA	331.0	0.0				331.0				331.0
				Collins Electric Company	01370	Shelburne Falls	MA	40.0	0.0				40.0				40.0
				Conserve Thru Control, Inc.	01201	Pittsfield	MA	100.0	0.0				100.0				100.0
				Conserve Thru Control, Inc.	01225	Cheshire	MA	90.0	0.0				89.5				90.0
				Conserve Thru Control, Inc.	01247	North Adams	MA	184.0	0.0				184.0				184.0
				Conserve Thru Control, Inc.	01256	Savoy	MA	574.0	0.0				574.5				574.0
				Conserve Thru Control, Inc.	01341	Conway	MA	4.0	0.0				4.5				4.0
NEC1401	HC1	Spurk Building Renovations Northern Essex Community College	GVW, Inc.	Axiom Concrete Sawing, LLC	02301	Brockton	MA	16.0	0.0				16.0				16.0
				Axiom Concrete Sawing, LLC	02346	Middleboro	MA	24.0	0.0				24.0				24.0
				Axiom Concrete Sawing, LLC	02351	Abington	MA	64.0	0.0				64.0				64.0
				Axiom Concrete Sawing, LLC	02379	West Bridgewater	MA	40.0	0.0				40.0				40.0
				Axiom Concrete Sawing, LLC	02721	Fall River	MA	4.0	0.0				4.0				4.0
				Axiom Concrete Sawing, LLC	02747	North Dartmouth	MA	12.0	0.0				12.0				12.0
				Axiom Concrete Sawing, LLC	02760	North Attleboro	MA	8.0	0.0				8.0				8.0
				Axiom Concrete Sawing, LLC	02860	Pawtucket	RI	32.0	0.0				32.0				32.0
				Air Solutions & Balancing, LLC	03053	Londonderry	NH	14.0	0.0				14.5				14.0
				Air Solutions & Balancing, LLC	03103	Manchester	NH	2.0	0.0				2.5				2.0
				Astro Crane Welding & Fabricating, Inc.	01462	Lunenburg	MA	8.0	0.0				7.5				8.0
				Astro Crane Welding & Fabricating, Inc.	01827	Dunstable	MA	8.0	0.0				7.5				8.0
				Carlyle Engineering, Inc.	01520	Holden	MA	712.0	0.0				712.0				712.0
				Carlyle Engineering, Inc.	01826	Dracut	MA	120.0	0.0				120.0				120.0
				Carlyle Engineering, Inc.	01854	Lowell	MA	88.0	0.0				88.0				88.0
				Carlyle Engineering, Inc.	01863	North Chelmsford	MA	628.0	0.0				628.0				628.0
				Carlyle Engineering, Inc.	02128	Boston	MA	88.0	0.0				88.0				88.0
				Carlyle Engineering, Inc.	02330	Carver	MA	4.0	0.0				4.0				4.0
				Central Ceilings, Inc.	01250		MA	16.0	0.0				16.0				16.0
				Central Ceilings, Inc.	01542	Rochdale	MA	32.0	0.0				32.0				32.0
				Central Ceilings, Inc.	01860	Merrimac	MA	160.0	0.0				160.0				160.0
				Central Ceilings, Inc.	02150	Chelsea	MA	136.0	0.0				136.0				136.0
				Central Ceilings, Inc.	02745	New Bedford	MA	254.0	0.0				254.0				254.0
				Central Ceilings, Inc.	03060	Nashua	NH	21.0	0.0				21.0				21.0
				Central Ceilings, Inc.	03102	Manchester	NH	64.0	0.0				64.0				64.0
				E. Amanti and Sons, Inc.	01835	Haverhill	MA	554.0	0.0				554.0				554.0
				E. Amanti and Sons, Inc.	01844	Methuen	MA	8.0	0.0				7.5				8.0
				E. Amanti and Sons, Inc.	01902	Lynn	MA	85.0	0.0				85.0				85.0
				E. Amanti and Sons, Inc.	01907	Swampscott	MA	160.0	0.0				159.5				160.0
				E. Amanti and Sons, Inc.	01923	Danvers	MA	32.0	0.0				32.0				32.0
				E. Amanti and Sons, Inc.	01938	Ipswich	MA	669.0	0.0				669.0				669.0
				E. Amanti and Sons, Inc.	01950	Newburyport	MA	388.0	0.0				387.5				388.0
				E. Amanti and Sons, Inc.	01951	Newbury	MA	16.0	0.0				16.0				16.0
				E. Amanti and Sons, Inc.	01960	Peabody	MA	682.0	0.0				682.5				682.0
				E. Amanti and Sons, Inc.	01969	Rowley	MA	286.0	0.0				285.5				286.0
				E. Amanti and Sons, Inc.	02148	Malden	MA	24.0	0.0				24.0				24.0
				E. Amanti and Sons, Inc.	02184	Braintree	MA	64.0	0.0				64.0				64.0
				E. Amanti and Sons, Inc.	02324	Bridgewater	MA	16.0	0.0				16.0				16.0
				E. Amanti and Sons, Inc.	02451	Waltham	MA	8.0	0.0				8.0				8.0
				E. Amanti and Sons, Inc.	02472	Watertown	MA	686.0	0.0				686.5				686.0
				E. Amanti and Sons, Inc.	03038	Derry	NH	286.0	0.0				286.0				286.0

Project	Phase	Project Name	General Contractor Name	Company Name	Zip Code	City	State	Male	Female	Asian	Black/African American/Cape Verdean	Caucasian	Hispanic	Native American/Eskimo/Aleut	Minority - Other	Other	Total Hours Reported
				E. Amanti and Sons, Inc.	03235	Franklin	NH	40.0	0.0				40.0				40.0
				E. Amanti and Sons, Inc.	03290	Nottingham	NH	5.0	0.0				5.0				5.0
				E. Amanti and Sons, Inc.	03819	Danville	NH	1,134.0	0.0			1,134.0					1,134.0
				E. Amanti and Sons, Inc.	03887	Union	NH	2,102.0	0.0			2,102.5					2,102.0
				Folan Waterproofing & Construction Co., Inc.	01844	Methuen	MA	184.0	0.0			184.5					184.0
				Folan Waterproofing & Construction Co., Inc.	01852	Lowell	MA	344.0	0.0				344.0				344.0
				Folan Waterproofing & Construction Co., Inc.	01930	Gloucester	MA	64.0	0.0			64.0					64.0
				Folan Waterproofing & Construction Co., Inc.	02119	Roxbury	MA	0.0	22.0			21.5					22.0
				Folan Waterproofing & Construction Co., Inc.	02131	Roslindale	MA	52.0	0.0			52.0					52.0
				Folan Waterproofing & Construction Co., Inc.	02301	Brockton	MA	8.0	0.0			8.0					8.0
				Folan Waterproofing & Construction Co., Inc.	02720	Fall River	MA	16.0	0.0			16.0					16.0
				Folan Waterproofing & Construction Co., Inc.	02723	Fall River	MA	8.0	0.0			8.0					8.0
				Folan Waterproofing & Construction Co., Inc.	02790	Westport	MA	8.0	0.0			8.0					8.0
				Folan Waterproofing & Construction Co., Inc.	02878	Tiverton	RI	16.0	0.0			16.0					16.0
				G.V.W., Inc.	01462	Lunenburg	MA	198.0	0.0			198.0					198.0
				G.V.W., Inc.	01469	Townsend	MA	876.0	0.0			875.5					876.0
				G.V.W., Inc.	01801	Woburn	MA	270.0	0.0			270.5					270.0
				G.V.W., Inc.	01830	Haverhill	MA	1,105.0	0.0			1,105.3					1,105.0
				G.V.W., Inc.	01832	Haverhill	MA	334.0	0.0			334.5					334.0
				G.V.W., Inc.	01851	Lowell	MA	2,205.0	0.0				2,204.8				2,205.0
				G.V.W., Inc.	01887	Wilmington	MA	2.0	0.0			2.0					2.0
				G.V.W., Inc.	01902	Lynn	MA	2,382.0	0.0				2,382.5				2,382.0
				G.V.W., Inc.	01904	Lynn	MA	58.0	0.0			57.5					58.0
				G.V.W., Inc.	01906	Saugus	MA	582.0	0.0			581.5					582.0
				G.V.W., Inc.	01923	Danvers	MA	184.0	0.0				184.0				184.0
				G.V.W., Inc.	02043	Hingham	MA	671.0	0.0			671.0					671.0
				G.V.W., Inc.	02124	Dorchester Center	MA	31.0	0.0			31.0					31.0
				G.V.W., Inc.	02128	Boston	MA	104.0	0.0				103.5				104.0
				G.V.W., Inc.	02145	Somerville	MA	22.0	0.0			22.0					22.0
				G.V.W., Inc.	02148	Malden	MA	748.0	0.0				748.0				748.0
				G.V.W., Inc.	02151	Revere	MA	268.0	0.0			268.5					268.0
				G.V.W., Inc.	02176	Melrose	MA	16.0	0.0			16.0					16.0
				G.V.W., Inc.	02302	Brockton	MA	586.0	0.0			586.5					586.0
				G.V.W., Inc.	02346	Middleboro	MA	16.0	0.0			16.0					16.0
				G.V.W., Inc.	02347	Lakeville	MA	80.0	0.0			80.0					80.0
				G.V.W., Inc.	02368	Randolph	MA	141.0	0.0			141.0					141.0
				G.V.W., Inc.	02382	Whitman	MA	29.0	0.0			29.0					29.0
				G.V.W., Inc.	02464	Newton Upper Falls	MA	40.0	0.0			40.5					40.0
				G.V.W., Inc.	02720	Fall River	MA	490.0	0.0			490.0					490.0
				G.V.W., Inc.	02760	North Attleboro	MA	1,481.0	0.0			1,481.0					1,481.0
				G.V.W., Inc.	02895	Woonsocket	RI	318.0	0.0			317.5					318.0
				G.V.W., Inc.	03045	Goffstown	NH	56.0	0.0			56.0					56.0
				G.V.W., Inc.	03054	Merrimack	NH	477.0	0.0				477.0				477.0
				G.V.W., Inc.	03060	Nashua	NH	2,069.0	0.0			189.5	1,879.3				2,069.0
				G.V.W., Inc.	03079	Salem	NH	232.0	0.0			232.0					232.0
				G.V.W., Inc.	03103	Manchester	NH	243.0	0.0			243.0					243.0
				G.V.W., Inc.	03872	Sanbornville	NH	632.0	0.0			632.5					632.0
				Garaventa USA, Inc.	03034	Candia	NH	1.0	0.0			1.0					1.0
				Garaventa USA, Inc.	03079	Salem	NH	36.0	0.0			36.0					36.0
				Garaventa USA, Inc.	03842	Hampton	NH	2.0	0.0			1.5					2.0
				Harnum Industries, Ltd.	01824	Chelmsford	MA	8.0	0.0			7.5					8.0
				Harnum Industries, Ltd.	03842	Hampton	NH	8.0	0.0			7.5					8.0
				Harnum Industries, Ltd.	03848	Kingston	NH	8.0	0.0			7.5					8.0
				Howse Corporation	01826	Dracut	MA	32.0	0.0			32.0					32.0
				Howse Corporation	01864	North Reading	MA	20.0	0.0			20.0					20.0
				Howse Corporation	01867	Reading	MA	45.0	0.0			45.0					45.0
				Howse Corporation	01876	Tewksbury	MA	1,245.0	0.0			1,245.0					1,245.0
				Interstate Insulation, LLC	01835	Haverhill	MA	522.0	0.0						522.0		522.0
				Interstate Insulation, LLC	01844	Methuen	MA	278.0	0.0			278.5					278.0
				Interstate Insulation, LLC	03052	Litchfield	NH	309.0	0.0			309.0					309.0
				Interstate Insulation, LLC	03086	Wilton	NH	492.0	0.0			492.5					492.0
				Karma Environmental Services, Inc.	01510	Clinton	MA	320.0	0.0				320.0				320.0
				Karma Environmental Services, Inc.	01840	Lawrence	MA	40.0	0.0				40.0				40.0
				Karma Environmental Services, Inc.	01841	Lawrence	MA	3,693.0	0.0				3,693.0				3,693.0
				Karma Environmental Services, Inc.	01843	Lawrence	MA	536.0	0.0				536.0				536.0
				Karma Environmental Services, Inc.	01844	Methuen	MA	1,842.0	0.0				1,842.5				1,842.0
				Karma Environmental Services, Inc.	02453	Waltham	MA	221.0	0.0				221.0				221.0
				L.A.L. Masonry Company, Inc.	01923	Danvers	MA	152.0	0.0			152.0					152.0
				Larkin Iron Works	01826	Dracut	MA	143.0	0.0			143.0					143.0
				Larkin Iron Works	01845	North Andover	MA	151.0	0.0	151.0							151.0
				Larkin Iron Works	02324	Bridgewater	MA	5.0	0.0			5.0					5.0
				Larkin Iron Works	03076	Pelham	NH	2.0	0.0			2.0					2.0
				Pavex, Inc.	01852	Lowell	MA	36.0	0.0			36.0					36.0
				Pavex, Inc.	01854	Lowell	MA	22.0	0.0			22.0					22.0
				Pavex, Inc.	03053	Londonderry	NH	8.0	0.0			8.0					8.0
				Precision Concrete Floors, Inc.	02702	Assonet	MA	8.0	0.0						8.0		8.0
				Precision Concrete Floors, Inc.	02719	Fairhaven	MA	8.0	0.0			8.0					8.0
				Precision Concrete Floors, Inc.	02747	North Dartmouth	MA	8.0	0.0			8.0					8.0
				Precision Concrete Floors, Inc.	02748	South Dartmouth	MA	8.0	0.0						8.0		8.0

Project	Phase	Project Name	General Contractor Name	Company Name	Zip Code	City	State	Male	Female	Asian	Black/African American/Cape Verdean	Caucasian	Hispanic	Native American/Eskimo/Aleut	Minority - Other	Other	Total Hours Reported
				Richard T. Losordo Electrical Services, Inc.	01702	Framingham	MA	40.0	0.0			40.0					40.0
				Richard T. Losordo Electrical Services, Inc.	01841	Lawrence	MA	0.0	313.0		313.0						313.0
				Richard T. Losordo Electrical Services, Inc.	01876	Tewksbury	MA	810.0	0.0			810.0					810.0
				Richard T. Losordo Electrical Services, Inc.	01879	Tyngsboro	MA	1,481.0	0.0			1,481.0					1,481.0
				Richard T. Losordo Electrical Services, Inc.	01887	Wilmington	MA	56.0	0.0			56.0					56.0
				Richard T. Losordo Electrical Services, Inc.	01905	Lynn	MA	168.0	0.0			168.0					168.0
				Richard T. Losordo Electrical Services, Inc.	01906	Saugus	MA	200.0	0.0			200.0					200.0
				Richard T. Losordo Electrical Services, Inc.	01960	Peabody	MA	40.0	0.0			40.0					40.0
				Richard T. Losordo Electrical Services, Inc.	01970	Salem	MA	875.0	0.0			875.0					875.0
				Richard T. Losordo Electrical Services, Inc.	01983	Topsfield	MA	157.0	0.0			157.0					157.0
				Richard T. Losordo Electrical Services, Inc.	02066	Scituate	MA	40.0	0.0			40.0					40.0
				Richard T. Losordo Electrical Services, Inc.	02155	Medford	MA	0.0	229.0			229.0					229.0
				Richard T. Losordo Electrical Services, Inc.	02169	Quincy	MA	64.0	0.0			64.0					64.0
				Richard T. Losordo Electrical Services, Inc.	02368	Randolph	MA	24.0	0.0			24.0					24.0
				Richard T. Losordo Electrical Services, Inc.	02379	West Bridgewater	MA	23.0	0.0			23.0					23.0
				Richard T. Losordo Electrical Services, Inc.	02451	Waltham	MA	112.0	0.0			112.0					112.0
				Richard T. Losordo Electrical Services, Inc.	02452	Waltham	MA	224.0	0.0			224.0					224.0
				Richard T. Losordo Electrical Services, Inc.	02676			8.0	0.0			8.0					8.0
				Richard T. Losordo Electrical Services, Inc.	03103	Manchester	NH	118.0	0.0				118.0				118.0
				Richard T. Losordo Electrical Services, Inc.	03230	Danbury	NH	16.0	0.0				16.0				16.0
				Rockwell Roofing, Inc.	01331	Athol	MA	284.0	0.0			284.5					284.5
				Rockwell Roofing, Inc.	01368	Royalston	MA	15.0	0.0			15.3					15.0
				Rockwell Roofing, Inc.	01420	Fitchburg	MA	15.0	0.0			15.0					15.0
				Rockwell Roofing, Inc.	01440	Gardner	MA	8.0	0.0			7.5					8.0
				Rockwell Roofing, Inc.	01453	Leominster	MA	292.0	0.0			292.3					292.0
				Rockwell Roofing, Inc.	01475	Winchendon	MA	38.0	0.0	7.5		30.0					38.0
				Rockwell Roofing, Inc.	01536	North Grafton	MA	143.0	0.0				143.0				143.0
				Rockwell Roofing, Inc.	01607	Worcester	MA	19.0	0.0			18.8					19.0
				Rockwell Roofing, Inc.	01609	Worcester	MA	27.0	0.0			26.8					27.0
				Rockwell Roofing, Inc.	01610	Worcester	MA	27.0	0.0			26.8					27.0
				Rockwell Roofing, Inc.	03071	New Ipswich	NH	14.0	0.0			14.3					14.0
				Rockwell Roofing, Inc.	03447	Fitzwilliam	NH	4.0	0.0			4.0					4.0
				West Floor Covering, Inc.	01085	Westfield	MA	64.0	0.0			64.0					64.0
				West Floor Covering, Inc.	01835	Haverhill	MA	50.0	0.0			50.0					50.0
				West Floor Covering, Inc.	01887	Wilmington	MA	56.0	0.0			56.0					56.0
				West Floor Covering, Inc.	02050	Marshfield	MA	8.0	0.0			8.0					8.0
				West Floor Covering, Inc.	02124	Dorchester Center	MA	120.0	0.0	120.0							120.0
				West Floor Covering, Inc.	02364	Kingston	MA	24.0	0.0			24.0					24.0
				West Floor Covering, Inc.	02717	East Freetown	MA	40.0	0.0			39.5					40.0
				West Floor Covering, Inc.	02724	Fall River	MA	40.0	0.0			40.0					40.0
				West Floor Covering, Inc.	02903	Providence	RI	182.0	0.0			181.5					182.0
				West Floor Covering, Inc.	03038	Derry	NH	442.0	0.0			442.0					442.0
				West Floor Covering, Inc.	03076	Pelham	NH	6.0	0.0			6.5					6.0
				West Floor Covering, Inc.	03104	Manchester	NH	16.0	0.0			16.0					16.0
				West Floor Covering, Inc.	03702			16.0	0.0			16.0					16.0
NSC1102	DC1	Campus Expansion & Renovation North Shore Community College	Delulis Brothers Construction, Inc.	Back Bay Concrete Corp.	01331	Athol	MA	8.0	0.0			8.0					8.0
				Back Bay Concrete Corp.	01749	Hudson	MA	92.0	0.0			0.0	92.0				92.0
				Back Bay Concrete Corp.	01844	Methuen	MA	41.0	0.0			41.0					41.0
				Back Bay Concrete Corp.	01880	Wakefield	MA	32.0	0.0			32.0					32.0
				Back Bay Concrete Corp.	02131	Rosindale	MA	8.0	0.0			8.0					8.0
				Back Bay Concrete Corp.	02176	Melrose	MA	48.0	0.0			48.0					48.0
				Back Bay Concrete Corp.	02771	Seekonk	MA	16.0	0.0			16.0					16.0
				Back Bay Concrete Corp.	02777	Swansea	MA	73.0	0.0			73.0					73.0
				Back Bay Concrete Corp.	02860	Pawtucket	RI	40.0	0.0			40.0					40.0
				Back Bay Concrete Corp.	02908	Providence	RI	24.0	0.0			24.0					24.0
				Bass Associates, Inc.	01107	Springfield	MA	136.0	0.0				136.0				136.0
				Bass Associates, Inc.	01760	Natick	MA	128.0	0.0			128.0					128.0
				Bass Associates, Inc.	01864	North Reading	MA	240.0	0.0			240.0					240.0
				Bass Associates, Inc.	01902	Lynn	MA	1,176.0	0.0			935.5	240.0				1,176.0
				Bass Associates, Inc.	01905	Lynn	MA	352.0	0.0			352.0					352.0
				Bass Associates, Inc.	01908	Nahant	MA	876.0	0.0			876.0					876.0
				Bass Associates, Inc.	01944	Manchester	MA	702.0	0.0			702.0					702.0
				Bass Associates, Inc.	01970	Salem	MA	451.0	0.0			451.0					451.0
				Bass Associates, Inc.	01985	West Newbury	MA	223.0	0.0				223.0				223.0
				Bass Associates, Inc.	03051	Hudson	NH	308.0	0.0				308.0				308.0
				Bass Associates, Inc.	03867	Rochester	NH	782.0	0.0			782.0					782.0
				Capital Carpet and Flooring Specialists, Inc.	01518	Fiskdale	MA	118.0	0.0			118.0					118.0
				Capital Carpet and Flooring Specialists, Inc.	01543	Rutland	MA	134.0	0.0			134.0					134.0
				Capital Carpet and Flooring Specialists, Inc.	01854	Lowell	MA	48.0	0.0			48.0					48.0
				Capital Carpet and Flooring Specialists, Inc.	01902	Lynn	MA	8.0	0.0			8.0					8.0
				Capital Carpet and Flooring Specialists, Inc.	01906	Saugus	MA	16.0	0.0			16.0					16.0
				Capital Carpet and Flooring Specialists, Inc.	01940	Lynnfield	MA	24.0	0.0				24.0				24.0
				Capital Carpet and Flooring Specialists, Inc.	02148	Malden	MA	120.0	0.0				120.0				120.0
				Chapman Waterproofing Company	01083	Warren	MA	5.0	0.0			5.0					5.0
				Chapman Waterproofing Company	01905	Lynn	MA	55.0	0.0			55.0					55.0
				Chapman Waterproofing Company	01930	Gloucester	MA	32.0	0.0			32.0					32.0
				Chapman Waterproofing Company	02121	Dorchester	MA	0.0	8.0			8.0					8.0
				Chapman Waterproofing Company	02124	Dorchester Center	MA	77.0	0.0			77.0					77.0

Project	Phase	Project Name	General Contractor Name	Company Name	Zip Code	City	State	Male	Female	Asian	Black/African American/Cape Verdean	Caucasian	Hispanic	Native American/Eskimo/Aleut	Minority - Other	Other	Total Hours Reported
				Chapman Waterproofing Company	02128	Boston	MA	344.0	0.0			343.5					344.0
				Chapman Waterproofing Company	02169	Quincy	MA	16.0	0.0			16.0					16.0
				Chapman Waterproofing Company	02189	East Weymouth	MA	6.0	0.0			6.0					6.0
				Dandis Contracting, Inc.	01463	Pepperell	MA	96.0	0.0			96.0					96.0
				Dandis Contracting, Inc.	01902	Lynn	MA	172.0	0.0	172.0							172.0
				Dandis Contracting, Inc.	01907	Swampscott	MA	892.0	0.0			892.0					892.0
				Dandis Contracting, Inc.	01960	Peabody	MA	48.0	0.0			48.0					48.0
				Dandis Contracting, Inc.	02131	Rosindale	MA	24.0	0.0				24.0				24.0
				Dandis Contracting, Inc.	02149	Everett	MA	146.0	0.0			146.0					146.0
				Dandis Contracting, Inc.	02472	Watertown	MA	122.0	0.0			122.0					122.0
				Dandis Contracting, Inc.	03103	Manchester	NH	24.0	0.0			24.0					24.0
				Delulis Brothers Construction, Inc.	01830	Haverhill	MA	173.0	0.0			173.0					173.0
				Delulis Brothers Construction, Inc.	01832	Haverhill	MA	120.0	0.0			120.0					120.0
				Delulis Brothers Construction, Inc.	01876	Tewksbury	MA	1,132.0	0.0			1,131.5					1,132.0
				Delulis Brothers Construction, Inc.	01880	Wakefield	MA	1,262.0	0.0			1,262.5					1,262.0
				Delulis Brothers Construction, Inc.	01902	Lynn	MA	344.0	0.0			344.5					344.0
				Delulis Brothers Construction, Inc.	01913	Amesbury	MA	571.0	0.0			571.0					571.0
				Delulis Brothers Construction, Inc.	01930	Gloucester	MA	144.0	0.0			143.5					144.0
				Delulis Brothers Construction, Inc.	01940	Lynnfield	MA	1,495.0	0.0			1,495.0					1,495.0
				Delulis Brothers Construction, Inc.	01969	Rowley	MA	35.0	0.0			35.0					35.0
				Delulis Brothers Construction, Inc.	01970	Salem	MA	1,371.0	0.0			1,371.0					1,371.0
				Delulis Brothers Construction, Inc.	01970	Salem	MA	102.0	0.0			101.5					102.0
				Delulis Brothers Construction, Inc.	01983	Topsfield	MA	1,930.0	0.0	1,930.0							1,930.0
				Folan Waterproofing & Construction Co., Inc.	02703	Attleboro	MA	13.0	0.0			13.0					13.0
				Folan Waterproofing & Construction Co., Inc.	02720	Fall River	MA	8.0	0.0			8.0					8.0
				Folan Waterproofing & Construction Co., Inc.	02746	New Bedford	MA	13.0	0.0				13.0				13.0
				General Mechanical Contractors, Inc.	01440	Gardner	MA	4.0	0.0			4.5					4.0
				General Mechanical Contractors, Inc.	01452	Hubbardston	MA	69.0	0.0			69.0					69.0
				General Mechanical Contractors, Inc.	01503	Berlin	MA	62.0	0.0			61.5					62.0
				General Mechanical Contractors, Inc.	01550	Southbridge	MA	45.0	0.0			45.0					45.0
				General Mechanical Contractors, Inc.	01604	Worcester	MA	352.0	0.0				352.0				352.0
				General Mechanical Contractors, Inc.	01605	Worcester	MA	536.0	0.0			536.5					536.0
				General Mechanical Contractors, Inc.	01607	Worcester	MA	146.0	0.0			8.0	138.0				146.0
				General Mechanical Contractors, Inc.	01611	Cherry Valley	MA	8.0	0.0			8.0					8.0
				General Mechanical Contractors, Inc.	01702	Framingham	MA	736.0	0.0			736.0					736.0
				General Mechanical Contractors, Inc.	01754	Maynard	MA	386.0	0.0			386.5					386.0
				General Mechanical Contractors, Inc.	01756	Mendon	MA	34.0	0.0			34.5					34.0
				General Mechanical Contractors, Inc.	01821	Billerica	MA	769.0	0.0				769.0				769.0
				General Mechanical Contractors, Inc.	01824	Chelmsford	MA	423.0	0.0			423.0					423.0
				General Mechanical Contractors, Inc.	02038	Franklin	MA	8.0	0.0			8.0					8.0
				General Mechanical Contractors, Inc.	02324	Bridgewater	MA	46.0	0.0			46.0					46.0
				General Mechanical Contractors, Inc.	02747	North Dartmouth	MA	16.0	0.0			16.0					16.0
				General Mechanical Contractors, Inc.	02760	North Attleboro	MA	444.0	0.0			444.3					444.0
				General Mechanical Contractors, Inc.	02864	Cumberland	RI	340.0	0.0			340.0					340.0
				General Mechanical Contractors, Inc.	03077	Raymond	NH	58.0	0.0			58.0					58.0
				H/V/AC/R Service Contractors, Inc.	06277	Thompson	CT	372.0	0.0			372.5					372.0
				J.C. Floor Covering Company, Inc.	01904	Lynn	MA	78.0	0.0				78.0				78.0
				J.C. Floor Covering Company, Inc.	01923	Danvers	MA	13.0	0.0			13.0					13.0
				J.C. Floor Covering Company, Inc.	02180	Stoneham	MA	72.0	0.0				72.0				72.0
				J.C. Floor Covering Company, Inc.	03038	Derry	NH	22.0	0.0			22.0					22.0
				J.C. Floor Covering Company, Inc.	03064	Nashua	NH	16.0	0.0			16.0					16.0
				J.C. Floor Covering Company, Inc.	03109	Manchester	NH	6.0	0.0			6.0					6.0
				Joseph Cohn and Son, Inc.	01460	Littleton	MA	660.0	0.0			660.0					660.0
				Joseph Cohn and Son, Inc.	01603	Worcester	MA	508.0	0.0			508.0					508.0
				Joseph Cohn and Son, Inc.	02149	Everett	MA	274.0	0.0			274.0					274.0
				Joseph Cohn and Son, Inc.	02301	Brockton	MA	430.0	0.0			430.0					430.0
				Joseph Cohn and Son, Inc.	06070	Simsbury	CT	69.0	0.0			69.0					69.0
				Joseph Cohn and Son, Inc.	06473	North Haven	CT	0.0	64.0			64.0					64.0
				Kaloutas and Company, Inc.	01876	Tewksbury	MA	14.0	0.0			14.0					14.0
				KO Stone Inc.	01841	Lawrence	MA	40.0	0.0				40.0				40.0
				KO Stone Inc.	01845	North Andover	MA	0.0	8.0				8.0				8.0
				KO Stone Inc.	01887	Wilmington	MA	0.0	29.0			29.0					29.0
				KO Stone Inc.	02072	Stoughton	MA	16.0	0.0			16.0					16.0
				KO Stone Inc.	02148	Malden	MA	0.0	12.0				12.0				12.0
				KO Stone Inc.	02151	Revere	MA	32.0	0.0			32.0	0.0				32.0
				KO Stone Inc.	02176	Melrose	MA	4.0	0.0				4.0				4.0
				L.A.L. Masonry Company, Inc.	01331	Athol	MA	440.0	0.0			440.0					440.0
				L.A.L. Masonry Company, Inc.	01844	Methuen	MA	472.0	0.0			318.5	154.0				472.0
				L.A.L. Masonry Company, Inc.	01905	Lynn	MA	78.0	0.0			78.0					78.0
				L.A.L. Masonry Company, Inc.	01922	Byfield	MA	204.0	0.0			203.5					204.0
				L.A.L. Masonry Company, Inc.	01923	Danvers	MA	228.0	0.0			227.5					228.0
				L.A.L. Masonry Company, Inc.	01960	Peabody	MA	74.0	0.0			74.5					74.0
				L.A.L. Masonry Company, Inc.	01982	South Hamilton	MA	328.0	0.0			327.5					328.0
				L.A.L. Masonry Company, Inc.	02149	Everett	MA	366.0	0.0				366.0				366.0
				L.A.L. Masonry Company, Inc.	02150	Chelsea	MA	127.0	0.0			127.0					127.0
				L.A.L. Masonry Company, Inc.	03053	Londonderry	NH	17.0	0.0				17.0				17.0
				Marathon Fire Protection, Inc.	02019	Bellingham	MA	230.0	0.0			230.0					230.0
				Marathon Fire Protection, Inc.	02703	Attleboro	MA	292.0	0.0			291.5					292.0
				Marathon Fire Protection, Inc.	02771	Seekonk	MA	118.0	0.0			117.5					118.0

Project	Phase	Project Name	General Contractor Name	Company Name	Zip Code	City	State	Male	Female	Asian	Black/African American/Cape Verdean	Caucasian	Hispanic	Native American/Eskimo/Aleut	Minority - Other	Other	Total Hours Reported
				Marathon Fire Protection, Inc.	02861	Pawtucket	RI	839.0	0.0				839.0				839.0
				Otis Elevator Company	01801	Woburn	MA	8.0	16.0				24.0				24.0
				Otis Elevator Company	01803	Burlington	MA	161.0	0.0				161.0				161.0
				Otis Elevator Company	01821	Billerica	MA	169.0	0.0				169.0				169.0
				Otis Elevator Company	01876	Tewksbury	MA	2.0	10.0				12.0				12.0
				Otis Elevator Company	02038	Franklin	MA	8.0	0.0				7.5				8.0
				Otis Elevator Company	02370	Rockland	MA	32.0	0.0				32.0				32.0
				Otis Elevator Company	02703	Attleboro	MA	8.0	0.0				7.5				8.0
				Otis Elevator Company	02896	North Smithfield	RI	12.0	0.0				12.0				12.0
				Otis Elevator Company	03051	Hudson	NH	8.0	0.0				8.0				8.0
				Otis Elevator Company	03053	Londonderry	NH	20.0	0.0				19.5				20.0
				Otis Elevator Company	04062	Windham	ME	26.0	0.0				25.8				26.0
				Otis Elevator Company	04210	Auburn	ME	22.0	0.0				21.8				22.0
				P.J. Dionne Company, Inc.	01821	Billerica	MA	90.0	0.0				90.0				90.0
				P.J. Dionne Company, Inc.	01913	Amesbury	MA	465.0	0.0				465.0				465.0
				P.J. Dionne Company, Inc.	01940	Lynnfield	MA	24.0	0.0				24.0				24.0
				P.J. Dionne Company, Inc.	01960	Peabody	MA	8.0	0.0				8.0				8.0
				P.J. Dionne Company, Inc.	01960	Peabody	MA	8.0	0.0				8.0				8.0
				P.J. Dionne Company, Inc.	02062	Norwood	MA	194.0	0.0				194.0				194.0
				P.J. Dionne Company, Inc.	02152	Winthrop	MA	56.0	0.0				56.0				56.0
				P.J. Dionne Company, Inc.	02180	Stoneham	MA	4.0	0.0				4.5				4.0
				P.J. Dionne Company, Inc.	02420	Lexington	MA	7.0	0.0	7.0							7.0
				P.J. Dionne Company, Inc.	02458	Newton	MA	247.0	0.0				247.0				247.0
				Salem Glass Company	01826	Dracut	MA	32.0	0.0				32.0				32.0
				Salem Glass Company	01830	Haverhill	MA	20.0	0.0				20.0				20.0
				Salem Glass Company	01835	Haverhill	MA	658.0	0.0				657.5				658.0
				Salem Glass Company	01844	Methuen	MA	231.0	0.0				231.0				231.0
				Salem Glass Company	01845	North Andover	MA	518.0	0.0				518.0				518.0
				Salem Glass Company	01876	Tewksbury	MA	8.0	0.0				8.0				8.0
				Salem Glass Company	01906	Saugus	MA	4.0	0.0				4.0				4.0
				Salem Glass Company	01908	Nahant	MA	14.0	0.0				14.0				14.0
				Salem Glass Company	01923	Danvers	MA	24.0	0.0				24.5				24.0
				Salem Glass Company	01960	Peabody	MA	88.0	0.0				88.0				88.0
				Salem Glass Company	01970	Salem	MA	1,048.0	0.0				175.0	873.5			1,048.0
				Salem Glass Company	02038	Franklin	MA	318.0	0.0				318.5				318.0
				Salem Glass Company	02131	Rosindale	MA	24.0	0.0				24.0				24.0
				Salem Glass Company	02341	Hanson	MA	4.0	0.0						4.0		4.0
				Salem Glass Company	02360	Plymouth	MA	56.0	0.0				56.0				56.0
				Salem Glass Company	02771	Seekonk	MA	80.0	0.0		80.0						80.0
				Salem Glass Company	03038	Derry	NH	74.0	0.0				73.5				74.0
				Salem Glass Company	03045	Goffstown	NH	8.0	0.0				8.0				8.0
				Salem Glass Company	03061	Nashua	NH	56.0	0.0				56.0				56.0
				Salem Glass Company	03102	Manchester	NH	19.0	0.0				8.0		11.0		19.0
				Salem Glass Company	03106	Hooksett	NH	120.0	0.0				120.0				120.0
				Salem Glass Company	03275	Suncook	NH	40.0	0.0				40.5				40.0
				Salem Glass Company	03848	Kingston	NH	54.0	0.0				54.0				54.0
				SimplexGrinnell Limited Partnership	02359	Pembroke	MA	11.0	0.0							11.0	11.0
				SimplexGrinnell Limited Partnership	02703	Attleboro	MA	5.0	0.0							5.0	5.0
				Stanley Roofing	01420	Fitchburg	MA	23.0	0.0				22.8				23.0
				Stanley Roofing	01834	Groveland	MA	9.0	0.0				9.3				9.0
				Stanley Roofing	01902	Lynn	MA	62.0	0.0				21.8	40.3			62.0
				Stanley Roofing	01904	Lynn	MA	124.0	0.0				124.5				124.0
				Stanley Roofing	01905	Lynn	MA	47.0	0.0				47.3				47.0
				Stanley Roofing	01930	Gloucester	MA	138.0	0.0				137.8				138.0
				Stanley Roofing	01970	Salem	MA	4.0	0.0				4.5				4.0
				The Cheviot Corporation	02050	Marshfield	MA	6.0	0.0				6.0				6.0
				The Cheviot Corporation	02135	Brighton	MA	8.0	0.0				8.0				8.0
				The Cheviot Corporation	02188	Weymouth	MA	24.0	0.0				24.0				24.0
				The Cheviot Corporation	02351	Abington	MA	32.0	0.0				32.0				32.0
				The Cheviot Corporation	02360	Plymouth	MA	622.0	0.0				622.0				622.0
				The Cheviot Corporation	02370	Rockland	MA	404.0	0.0				404.0				404.0
				The Cheviot Corporation	02726	Somerset	MA	8.0	0.0			8.0					8.0
				The Dow Company, Inc.	01507	Charlton	MA	3.0	0.0				3.0				3.0
				The Dow Company, Inc.	01535	North Brookfield	MA	3.0	0.0				3.0				3.0
				The Dow Company, Inc.	01844	Methuen	MA	34.0	0.0				34.0				34.0
NSC1102	DC1	Campus Expansion & Renovation North Shore Community College	Delulis Brothers Construction, Inc.	The Dow Company, Inc.	01845	North Andover	MA	4.0	0.0				4.0				4.0
				The Dow Company, Inc.	01904	Lynn	MA	8.0	0.0				8.0				8.0
				The Dow Company, Inc.	02128	Boston	MA	16.0	0.0				16.0				16.0
				The Dow Company, Inc.	02148	Malden	MA	26.0	0.0				25.5				26.0
				The Dow Company, Inc.	02155	Medford	MA	16.0	0.0				16.0				16.0
				The Dow Company, Inc.	03038	Derry	NH	8.0	0.0				8.5				8.0
				The Northern Corp.	01844	Methuen	MA	24.0	0.0				24.0				24.0
				The Northern Corp.	03848	Kingston	NH	16.0	0.0				16.0				16.0
				U.S. Drywall, Inc.	01570	Webster	MA	32.0	0.0				32.0				32.0
				U.S. Drywall, Inc.	01754	Maynard	MA	88.0	0.0				88.0				88.0
				U.S. Drywall, Inc.	01801	Woburn	MA	413.0	0.0				413.0				413.0
				U.S. Drywall, Inc.	01841	Lawrence	MA	256.0	0.0				256.0				256.0
				U.S. Drywall, Inc.	01860	Merrimac	MA	144.0	0.0				144.0				144.0

Project	Phase	Project Name	General Contractor Name	Company Name	Zip Code	City	State	Male	Female	Asian	Black/African American/Cape Verdean	Caucasian	Hispanic	Native American/Eskimo/Aleut	Minority - Other	Other	Total Hours Reported
				U.S. Drywall, Inc.	01950	Newburyport	MA	8.0	0.0				8.0				8.0
				U.S. Drywall, Inc.	01970	Salem	MA	264.0	0.0				264.0				264.0
				U.S. Drywall, Inc.	02131	Roslindale	MA	168.0	0.0					168.0			168.0
				U.S. Drywall, Inc.	02148	Malden	MA	24.0	0.0				24.0				24.0
				U.S. Drywall, Inc.	02149	Everett	MA	32.0	0.0				32.0				32.0
				U.S. Drywall, Inc.	02151	Revere	MA	20.0	0.0				20.0				20.0
				U.S. Drywall, Inc.	02169	Quincy	MA	24.0	0.0				24.0				24.0
				U.S. Drywall, Inc.	02301	Brockton	MA	232.0	0.0				232.0				232.0
				U.S. Drywall, Inc.	02702	Assonet	MA	777.0	0.0				777.0				777.0
				U.S. Drywall, Inc.	02717	East Freetown	MA	32.0	0.0				32.0				32.0
				U.S. Drywall, Inc.	02721	Fall River	MA	444.0	0.0					444.0			444.0
				U.S. Drywall, Inc.	02723	Fall River	MA	8.0	0.0				8.0				8.0
				U.S. Drywall, Inc.	02724	Fall River	MA	32.0	0.0				32.0				32.0
				U.S. Drywall, Inc.	02726	Somerset	MA	788.0	0.0				788.0				788.0
				U.S. Drywall, Inc.	02740	New Bedford	MA	300.0	0.0				300.0				300.0
				U.S. Drywall, Inc.	02744	New Bedford	MA	280.0	0.0				280.0				280.0
				U.S. Drywall, Inc.	02745	New Bedford	MA	100.0	0.0				100.0				100.0
				U.S. Drywall, Inc.	02746	New Bedford	MA	24.0	0.0				24.0				24.0
				U.S. Drywall, Inc.	02747	North Dartmouth	MA	19.0	0.0				19.0				19.0
				U.S. Drywall, Inc.	02748	South Dartmouth	MA	107.0	0.0				107.0				107.0
				U.S. Drywall, Inc.	02770	Rochester	MA	72.0	0.0				72.0				72.0
				U.S. Drywall, Inc.	02908	Providence	RI	311.0	0.0				311.0				311.0
				U.S. Drywall, Inc.	03060	Nashua	NH	428.0	0.0					428.0			428.0
				U.S. Drywall, Inc.	03063	Nashua	NH	476.0	0.0					476.0			476.0
				Viking Industries, Inc.	02093	Wrentham	MA	1,018.0	0.0			1,018.0					1,018.0
				Viking Industries, Inc.	02324	Bridgewater	MA	0.0	204.0			204.0					204.0
				Viking Industries, Inc.	02703	Attleboro	MA	2.0	0.0				2.0				2.0
				Viking Industries, Inc.	02760	North Attleboro	MA	120.0	0.0				120.0				120.0
				Viking Industries, Inc.	02771	Seekonk	MA	32.0	0.0				32.0				32.0
				Viking Industries, Inc.	02916	Rumford	RI	40.0	0.0				40.0				40.0
				Wayne J. Griffin Electric, Inc.	01005	Barre	MA	20.0	0.0				20.5				20.0
				Wayne J. Griffin Electric, Inc.	01431	Ashby	MA	1,148.0	0.0			1,148.0					1,148.0
				Wayne J. Griffin Electric, Inc.	01453	Leominster	MA	376.0	0.0				376.0				376.0
				Wayne J. Griffin Electric, Inc.	01562	Spencer	MA	324.0	0.0				324.5				324.0
				Wayne J. Griffin Electric, Inc.	01611	Cherry Valley	MA	24.0	0.0				24.0				24.0
				Wayne J. Griffin Electric, Inc.	01757	Millford	MA	8.0	0.0				8.0				8.0
				Wayne J. Griffin Electric, Inc.	01776	Sudbury	MA	194.0	0.0				194.0				194.0
				Wayne J. Griffin Electric, Inc.	01826	Dracut	MA	29.0	0.0				29.0				29.0
				Wayne J. Griffin Electric, Inc.	01841	Lawrence	MA	552.0	0.0					552.5			552.0
				Wayne J. Griffin Electric, Inc.	01843	Lawrence	MA	24.0	0.0					24.0			24.0
				Wayne J. Griffin Electric, Inc.	01845	North Andover	MA	8.0	0.0				8.0				8.0
				Wayne J. Griffin Electric, Inc.	01852	Lowell	MA	338.0	129.0				467.0				467.0
				Wayne J. Griffin Electric, Inc.	01905	Lynn	MA	299.0	0.0				299.0				299.0
				Wayne J. Griffin Electric, Inc.	02324	Bridgewater	MA	1,428.0	0.0				1,428.0				1,428.0
				Wayne J. Griffin Electric, Inc.	02333	East Bridgewater	MA	1,021.0	0.0				1,021.0				1,021.0
				Wayne J. Griffin Electric, Inc.	03032	Auburn	NH	40.0	0.0				40.0				40.0
				Wayne J. Griffin Electric, Inc.	03038	Derry	NH	112.0	0.0				112.0				112.0
				Wayne J. Griffin Electric, Inc.	03060	Nashua	NH	16.0	0.0				16.0				16.0
				Wayne J. Griffin Electric, Inc.	03102	Manchester	NH	0.0	210.0				209.5				210.0
				Wayne J. Griffin Electric, Inc.	03106	Hooksett	NH	8.0	0.0					8.0			8.0
				Wayne J. Griffin Electric, Inc.	03290	Nottingham	NH	48.0	0.0				48.0				48.0
				Wayne J. Griffin Electric, Inc.	03304	Bow	NH	46.0	0.0				45.5				46.0
				Wayne J. Griffin Electric, Inc.	03826	East Hampstead	NH	44.0	0.0				44.0				44.0
				Wayne J. Griffin Electric, Inc.	03842	Hampton	NH	868.0	0.0				868.0				868.0
				Wayne J. Griffin Electric, Inc.	03865	Plaistow	NH	65.0	0.0				65.0				65.0
POL1402	FC1	Multiple State Police Baracks- Cell Renovations	Casby Brothers, Inc.	Casby Brothers, Inc.	01519	Grafton	MA	782.0	0.0				782.0				782.0
				Richard T. Losordo Electrical Services, Inc.	02324	Bridgewater	MA	52.0	0.0				51.5				52.0
				Richard T. Losordo Electrical Services, Inc.	02330	Carver	MA	49.0	0.0				49.0				49.0
				Richard T. Losordo Electrical Services, Inc.	02379	West Bridgewater	MA	16.0	0.0				15.5				16.0
				Richard T. Losordo Electrical Services, Inc.	02676			15.0	0.0				15.0				15.0
POL1501	HC1	MSP Training Academy New Braintree Firing Range	Daniel OConnells Sons, Inc.	Corcoran Plumbing and Heating, Inc.	01012	Chesterfield	MA	14.0	0.0				14.5				14.0
				Corcoran Plumbing and Heating, Inc.	01020	Chicopee	MA	18.0	0.0				17.5				18.0
				Corcoran Plumbing and Heating, Inc.	01501	Auburn	MA	14.0	0.0				14.5				14.0
				Daniel OConnells Sons, Inc.	01007	Belchertown	MA	38.0	0.0				38.0				38.0
				Daniel OConnells Sons, Inc.	01033	Granby	MA	42.0	0.0				41.5				42.0
				Daniel OConnells Sons, Inc.	01101	Springfield	MA	4.0	0.0						4.5		4.0
				EDM Construction, Inc.	01020	Chicopee	MA	32.0	0.0				32.0				32.0
				EDM Construction, Inc.	01035	Hadley	MA	24.0	0.0				24.0				24.0
				EDM Construction, Inc.	01107	Springfield	MA	16.0	0.0				16.0				16.0
				EDM Construction, Inc.	02150	Chelsea	MA	21.0	0.0					21.0			21.0
				John W. Egan Company, Inc.	01020	Chicopee	MA	40.0	0.0				40.0				40.0
				Wayne J. Griffin Electric, Inc.	01013	Chicopee	MA	10.0	0.0				10.0				10.0
				Wayne J. Griffin Electric, Inc.	01106	Longmeadow	MA	10.0	0.0				10.0				10.0
				Wayne J. Griffin Electric, Inc.	01562	Spencer	MA	18.0	0.0				18.5				18.0
QCC1001	DC1	QCC-Science and Technology Building-Modernization	Daniel OConnells Sons, Inc.	Avid Ironworks, Inc.	01082	Ware	MA	1.0	0.0				1.0				1.0
				Daniel OConnells Sons, Inc.	01040	Holyoke	MA	4.0	0.0				4.5				4.0
				General Mechanical Contractors, Inc.	01501	Auburn	MA	4.0	0.0				4.0				4.0
				General Mechanical Contractors, Inc.	01507	Charlton	MA	12.0	0.0				12.0				12.0
				General Mechanical Contractors, Inc.	01571	Dudley	MA	17.0	0.0				17.0				17.0

Project	Phase	Project Name	General Contractor Name	Company Name	Zip Code	City	State	Male	Female	Asian	Black/African American/Cape Verdean	Caucasian	Hispanic	Native American/Eskimo/Aleut	Minority - Other	Other	Total Hours Reported
				General Mechanical Contractors, Inc.	01608	Worcester	MA	18.0	0.0				17.5				18.0
				General Mechanical Contractors, Inc.	01611	Cherry Valley	MA	5.0	0.0				5.0				5.0
				General Mechanical Contractors, Inc.	02904	Providence	RI	8.0	0.0				8.0				8.0
				Lizotte Glass, Inc.	01040	Holyoke	MA	64.0	0.0				64.3				64.0
				Lizotte Glass, Inc.	01040	Holyoke	MA	73.0	0.0				73.0				73.0
				Lizotte Glass, Inc.	01085	Westfield	MA	5.0	0.0				5.0				5.0
				Lizotte Glass, Inc.	01104	Springfield	MA	8.0	0.0				8.0				8.0
				Wayne J. Griffin Electric, Inc.	01095	Wilbraham	MA	17.0	0.0				17.0				17.0
				Wayne J. Griffin Electric, Inc.	01119	Springfield	MA	48.0	0.0				48.0				48.0
				Wayne J. Griffin Electric, Inc.	01562	Spencer	MA	8.0	0.0				8.0				8.0
				Wayne J. Griffin Electric, Inc.	01606	Worcester	MA	11.0	0.0				10.8				11.0
				Wayne J. Griffin Electric, Inc.	01606	Worcester	MA	1.0	0.0				1.3				1.0
				Wayne J. Griffin Electric, Inc.	01611	Cherry Valley	MA	9.0	0.0				8.8				9.0
				Wayne J. Griffin Electric, Inc.	06066	Vernon Rockville	CT	8.0	0.0				8.0				8.0
				Wayne J. Griffin Electric, Inc.	06239	Danielson	CT	38.0	0.0				37.5				38.0
RCC1201	DC1	Roxbury Community College - Major Campus Renovations	W.T. Rich Company, Inc.	Angelini Plastering, Inc.	01128	Springfield	MA	59.0	0.0				59.0				59.0
				Angelini Plastering, Inc.	01826	Dracut	MA	528.0	0.0				527.5				528.0
				Angelini Plastering, Inc.	01864	North Reading	MA	8.0	0.0				8.0				8.0
				Angelini Plastering, Inc.	01930	Gloucester	MA	262.0	0.0				261.5				262.0
				Angelini Plastering, Inc.	01949	Middleton	MA	70.0	0.0				70.0				70.0
				Angelini Plastering, Inc.	01970	Salem	MA	80.0	0.0				80.5				80.0
				Angelini Plastering, Inc.	02071	South Walpole	MA	626.0	380.0			1,006.0					1,006.0
				Angelini Plastering, Inc.	02116	Boston	MA	298.0	0.0				298.0				298.0
				Angelini Plastering, Inc.	02122	Dorchester	MA	114.0	0.0				114.0				114.0
				Angelini Plastering, Inc.	02124	Dorchester Center	MA	555.0	0.0			555.0					555.0
				Angelini Plastering, Inc.	02128	Boston	MA	240.0	0.0				239.5				240.0
				Angelini Plastering, Inc.	02131	Roslindale	MA	468.0	0.0				468.0				468.0
				Angelini Plastering, Inc.	02149	Everett	MA	8.0	0.0				8.0				8.0
				Angelini Plastering, Inc.	02726	Somerset	MA	510.0	0.0				510.0				510.0
				Angelini Plastering, Inc.	03038	Derry	NH	43.0	0.0				43.0				43.0
				Angelini Plastering, Inc.	03045	Goffstown	NH	8.0	0.0				8.0				8.0
				Angelini Plastering, Inc.	03053	Londonderry	NH	24.0	0.0				24.0				24.0
				Angelini Plastering, Inc.	03054	Merrimack	NH	692.0	0.0				692.0				692.0
				Angelini Plastering, Inc.	03060	Nashua	NH	748.0	0.0				652.0	96.0			748.0
				Angelini Plastering, Inc.	03070	New Boston	NH	44.0	0.0				44.0				44.0
				Angelini Plastering, Inc.	03079	Salem	NH	8.0	0.0				8.0				8.0
				Angelini Plastering, Inc.	03087	Windham	NH	19.0	0.0				19.0				19.0
				Angelini Plastering, Inc.	03102	Manchester	NH	67.0	0.0				67.0				67.0
				Angelini Plastering, Inc.	03103	Manchester	NH	278.0	0.0				8.0	270.0			278.0
				Angelini Plastering, Inc.	03106	Hooksett	NH	8.0	0.0				8.0				8.0
				Angelini Plastering, Inc.	03110	Bedford	NH	36.0	0.0				36.0				36.0
				Applied Insulation Concepts, LLC	01850	Lowell	MA	161.0	0.0				161.0				161.0
				Capital Carpet and Flooring	01801	Woburn	MA	16.0	0.0							16.0	16.0
				Capital Carpet and Flooring	01843	Lawrence	MA	17.0	0.0				17.0				17.0
				Capital Carpet and Flooring	01876	Tewksbury	MA	8.0	0.0				8.0				8.0
				Capital Carpet and Flooring	01902	Lynn	MA	8.0	0.0			8.0					8.0
				Capital Carpet and Flooring	02149	Everett	MA	81.0	0.0			81.0					81.0
				Capital Carpet and Flooring	02150	Chelsea	MA	25.0	0.0				25.0				25.0
				Capital Carpet and Flooring	02346	Middleboro	MA	8.0	0.0				8.0				8.0
				Chapman Waterproofing Company	02132	West Roxbury	MA	59.0	0.0				59.0				59.0
				Chapman Waterproofing Company	02135	Brighton	MA	8.0	0.0				8.0				8.0
				Chapman Waterproofing Company	02136	Hyde Park	MA	40.0	0.0			40.0					40.0
				Chapman Waterproofing Company	02169	Quincy	MA	3.0	0.0				3.0				3.0
				Chapman Waterproofing Company	02186	Milton	MA	5.0	0.0				5.0				5.0
				Federal Concrete, Inc.	01009	Bondsville	MA	20.0	0.0				19.5				20.0
				Federal Concrete, Inc.	01510	Clinton	MA	157.0	0.0				157.0				157.0
				Federal Concrete, Inc.	01516	Douglas	MA	40.0	0.0				40.0				40.0
				Federal Concrete, Inc.	01550	Southbridge	MA	20.0	0.0				20.0				20.0
				Federal Concrete, Inc.	01569	Uxbridge	MA	40.0	0.0				40.0				40.0
				Federal Concrete, Inc.	01588	Whitinsville	MA	125.0	0.0				125.0				125.0
				Federal Concrete, Inc.	01606	Worcester	MA	68.0	0.0				68.0				68.0
				Federal Concrete, Inc.	01748	Hopkinton	MA	109.0	0.0				109.0				109.0
				Federal Concrete, Inc.	01749	Hudson	MA	100.0	0.0				48.0	52.0			100.0
				Federal Concrete, Inc.	01757	Milford	MA	44.0	0.0				44.0				44.0
				Federal Concrete, Inc.	02120	Roxbury Crossing	MA	84.0	0.0				84.0				84.0
				Federal Concrete, Inc.	02124	Dorchester Center	MA	0.0	44.0			44.0					44.0
				Federal Concrete, Inc.	02127	Boston	MA	0.0	168.0				168.0				168.0
				Federal Concrete, Inc.	02136	Hyde Park	MA	8.0	0.0			8.0					8.0
				Federal Concrete, Inc.	02301	Brockton	MA	80.0	0.0			24.0	56.0				80.0
				Federal Concrete, Inc.	02368	Randolph	MA	8.0	0.0				8.0				8.0
				Federal Concrete, Inc.	02632	Centerville	MA	32.0	0.0				32.0				32.0
				Federal Concrete, Inc.	02719	Fairhaven	MA	8.0	0.0				8.0				8.0
				General Air Conditioning	01886	Westford	MA	733.0	0.0				733.0				733.0
				General Air Conditioning	02124	Dorchester Center	MA	236.0	0.0			236.0					236.0
				Greenwood Industries	01420	Fitchburg	MA	16.0	0.0			16.0					16.0
				Greenwood Industries	01501	Auburn	MA	14.0	0.0				14.0				14.0
				Greenwood Industries	01504	Blackstone	MA	8.0	0.0				8.0				8.0
				Greenwood Industries	01506	Brookfield	MA	7.0	0.0				7.0				7.0
				Greenwood Industries	01523	Lancaster	MA	38.0	0.0				37.5				38.0

Project	Phase	Project Name	General Contractor Name	Company Name	Zip Code	City	State	Male	Female	Asian	Black/African American/Cape Verdean	Caucasian	Hispanic	Native American/Eskimo/Aleut	Minority - Other	Other	Total Hours Reported
				Greenwood Industries	01527	Millbury	MA	48.0	0.0				48.0				48.0
				Greenwood Industries	01529	Millville	MA	9.0	0.0				9.0				9.0
				Greenwood Industries	01602	Worcester	MA	4.0	0.0				3.8				4.0
				Greenwood Industries	01604	Worcester	MA	40.0	0.0			9.0	31.0				40.0
				Greenwood Industries	01607	Worcester	MA	8.0	0.0				8.0				8.0
				Greenwood Industries	01609	Worcester	MA	15.0	0.0				7.0	8.0			15.0
				Greenwood Industries	01612	Paxton	MA	7.0	0.0				7.0				7.0
				Greenwood Industries	02124	Dorchester Center	MA	59.0	0.0				59.0				59.0
				Greenwood Industries	02150	Chelsea	MA	72.0	0.0				72.5				72.0
				Greenwood Industries	02770	Rochester	MA	194.0	0.0				193.5				194.0
				Greenwood Industries	02863	Central Falls	RI	9.0	0.0					9.0			9.0
				Greenwood Industries	02911	North Providence	RI	270.0	0.0			270.0					270.0
				Greenwood Industries	06277	Thompson	CT	16.0	0.0				16.0				16.0
				GVW, Inc.	01803	Burlington	MA	4.0	0.0				4.0				4.0
				GVW, Inc.	01833	Georgetown	MA	6.0	0.0				6.0				6.0
				GVW, Inc.	02125	Dorchester	MA	8.0	0.0				8.0				8.0
				GVW, Inc.	02126	Mattapan	MA	22.0	0.0			22.0					22.0
				GVW, Inc.	02169	Quincy	MA	4.0	0.0				4.0				4.0
				GVW, Inc.	02180	Stoneham	MA	8.0	0.0			8.0					8.0
				GVW, Inc.	02346	Middleboro	MA	132.0	0.0				131.5				132.0
				GVW, Inc.	02347	Lakeville	MA	104.0	0.0				104.5				104.0
				GVW, Inc.	02351	Abington	MA	20.0	0.0				20.0				20.0
				GVW, Inc.	02464	Newton Upper Falls	MA	14.0	0.0				14.0				14.0
				GVW, Inc.	02720	Fall River	MA	4.0	0.0				4.0				4.0
				GVW, Inc.	02745	New Bedford	MA	4.0	0.0				4.0				4.0
				Huntington Controls, Inc.	01803	Burlington	MA	64.0	0.0				64.0				64.0
				Huntington Controls, Inc.	01841	Lawrence	MA	161.0	0.0				161.0				161.0
				Huntington Controls, Inc.	01844	Methuen	MA	119.0	0.0				119.0				119.0
				Huntington Controls, Inc.	01879	Tyngsboro	MA	24.0	0.0				24.0				24.0
				Huntington Controls, Inc.	01880	Wakefield	MA	8.0	0.0				8.0				8.0
				John W. Egan Company, Inc.	01040	Holyoke	MA	8.0	0.0				8.0				8.0
				John W. Egan Company, Inc.	01801	Woburn	MA	143.0	0.0				143.0				143.0
				John W. Egan Company, Inc.	01906	Saugus	MA	13.0	0.0				13.0				13.0
				John W. Egan Company, Inc.	02125	Dorchester	MA	98.0	0.0				98.0				98.0
				John W. Egan Company, Inc.	02151	Revere	MA	38.0	0.0				38.0				38.0
				John W. Egan Company, Inc.	02302	Brocton	MA	26.0	0.0				26.0				26.0
				John W. Egan Company, Inc.	02576	West Wareham	MA	32.0	0.0				32.0				32.0
				Marguerite Concrete, Inc.	01503	Berlin	MA	8.0	0.0				8.0				8.0
				Marguerite Concrete, Inc.	01504	Blackstone	MA	24.0	0.0				24.0				24.0
				Marguerite Concrete, Inc.	01611	Cherry Valley	MA	8.0	0.0				8.0				8.0
				Marguerite Concrete, Inc.	01749	Hudson	MA	8.0	0.0				8.0				8.0
				Marguerite Concrete, Inc.	01907	Swampscott	MA	8.0	0.0				8.0				8.0
				Marguerite Concrete, Inc.	02019	Bellingham	MA	29.0	0.0				29.0				29.0
				Marguerite Concrete, Inc.	02035	Foxboro	MA	8.0	0.0				8.0				8.0
				Marguerite Concrete, Inc.	02038	Franklin	MA	48.0	0.0				48.0				48.0
				Marguerite Concrete, Inc.	02056	Norfolk	MA	16.0	0.0				16.0				16.0
				Marguerite Concrete, Inc.	02093	Wrentham	MA	8.0	0.0				8.0				8.0
				Marguerite Concrete, Inc.	02152	Winthrop	MA	8.0	0.0				8.0				8.0
				Marguerite Concrete, Inc.	02155	Medford	MA	8.0	0.0			8.0					8.0
				Marguerite Concrete, Inc.	02190	South Weymouth	MA	16.0	0.0			16.0					16.0
				Marguerite Concrete, Inc.	02720	Fall River	MA	7.0	0.0				7.0				7.0
				Marguerite Concrete, Inc.	02740	New Bedford	MA	8.0	0.0				8.0				8.0
				Marguerite Concrete, Inc.	02830	Harrisville	RI	17.0	0.0				17.0				17.0
				Marguerite Concrete, Inc.	02917	Smithfield	RI	8.0	0.0				8.0				8.0
				Marguerite Concrete, Inc.	02920	Cranston	RI	8.0	0.0				8.0				8.0
				Marmelo Brothers Construction Company, Inc.	01930	Gloucester	MA	167.0	0.0				167.0				167.0
				Marmelo Brothers Construction Company, Inc.	02043	Hingham	MA	310.0	0.0				310.0				310.0
				Marmelo Brothers Construction Company, Inc.	02118	Boston	MA	225.0	0.0			225.0					225.0
				Marmelo Brothers Construction Company, Inc.	02125	Dorchester	MA	56.0	0.0				56.0				56.0
				Marmelo Brothers Construction Company, Inc.	02126	Mattapan	MA	142.0	0.0				142.5				142.0
				Marmelo Brothers Construction Company, Inc.	02184	Braintree	MA	110.0	0.0				110.0				110.0
				Marmelo Brothers Construction Company, Inc.	02472	Watertown	MA	103.0	0.0				103.0				103.0
				Marmelo Brothers Construction Company, Inc.	02576	West Wareham	MA	23.0	0.0				23.0				23.0
				Marmelo Brothers Construction Company, Inc.	02719	Fairhaven	MA	31.0	0.0				31.0				31.0
				Marmelo Brothers Construction Company, Inc.	02738	Marion	MA	326.0	0.0				325.5				326.0
				Marmelo Brothers Construction Company, Inc.	02740	New Bedford	MA	87.0	0.0				87.0				87.0
				Marmelo Brothers Construction Company, Inc.	02743	Acushnet	MA	127.0	0.0				127.0				127.0
				Marmelo Brothers Construction Company, Inc.	02745	New Bedford	MA	152.0	0.0				152.0				152.0
				Marmelo Brothers Construction Company, Inc.	02746	New Bedford	MA	23.0	0.0				23.0				23.0
				P.J. Dionne Company, Inc.	01440	Gardner	MA	34.0	0.0				34.0				34.0
				P.J. Dionne Company, Inc.	01607	Worcester	MA	8.0	8.0				8.0	8.0			16.0
				P.J. Dionne Company, Inc.	01746	Holliston	MA	235.0	0.0				235.0				235.0
				P.J. Dionne Company, Inc.	01801	Woburn	MA	8.0	0.0				8.0				8.0
				P.J. Dionne Company, Inc.	01830	Haverhill	MA	318.0	0.0				318.0				318.0
				P.J. Dionne Company, Inc.	01867	Reading	MA	8.0	0.0				8.0				8.0
				P.J. Dionne Company, Inc.	01876	Tewksbury	MA	8.0	0.0				8.0				8.0
				P.J. Dionne Company, Inc.	01886	Westford	MA	366.0	0.0				366.0				366.0
				P.J. Dionne Company, Inc.	01906	Saugus	MA	8.0	0.0				8.0				8.0
				P.J. Dionne Company, Inc.	01940	Lynnfield	MA	8.0	0.0				8.0				8.0

Project	Phase	Project Name	General Contractor Name	Company Name	Zip Code	City	State	Male	Female	Asian	Black/African American/Cape Verdean	Caucasian	Hispanic	Native American/Eskimo/Aleut	Minority - Other	Other	Total Hours Reported
				P.J. Dionne Company, Inc.	02066	Scituate	MA	952.0	0.0			952.0					952.0
				P.J. Dionne Company, Inc.	02124	Dorchester Center	MA	692.0	0.0		692.0						692.0
				P.J. Dionne Company, Inc.	02132	West Roxbury	MA	726.0	0.0			726.0					726.0
				P.J. Dionne Company, Inc.	02135	Brighton	MA	8.0	0.0			8.0					8.0
				P.J. Dionne Company, Inc.	02148	Malden	MA	16.0	0.0	16.0							16.0
				P.J. Dionne Company, Inc.	02169	Quincy	MA	8.0	0.0			8.0					8.0
				P.J. Dionne Company, Inc.	02184	Braintree	MA	191.0	0.0	104.0			87.0				191.0
				P.J. Dionne Company, Inc.	02186	Milton	MA	86.0	0.0				86.0				86.0
				P.J. Dionne Company, Inc.	02301	Brockton	MA	654.0	0.0				654.0				654.0
				P.J. Dionne Company, Inc.	02356	North Easton	MA	0.0	378.0				378.0				378.0
				P.J. Dionne Company, Inc.	02370	Rockland	MA	40.0	0.0				40.0				40.0
				P.J. Dionne Company, Inc.	02382	Whitman	MA	120.0	0.0				120.0				120.0
				P.J. Dionne Company, Inc.	03053	Londonderry	NH	618.0	0.0				618.0				618.0
				P.J. Dionne Company, Inc.	03077	Raymond	NH	8.0	0.0				8.0				8.0
				Shiloh Steel Erectors, Inc.	01902	Lynn	MA	8.0	0.0				8.0				8.0
				Shiloh Steel Erectors, Inc.	01906	Saugus	MA	40.0	0.0				40.0				40.0
				Shiloh Steel Erectors, Inc.	02072	Stoughton	MA	8.0	0.0				8.0				8.0
				Shiloh Steel Erectors, Inc.	02127	Boston	MA	24.0	0.0				24.0				24.0
				Shiloh Steel Erectors, Inc.	02136	Hyde Park	MA	88.0	0.0				88.0				88.0
				Shiloh Steel Erectors, Inc.	02339	Hanover	MA	8.0	0.0				8.0				8.0
				SimplexGrinnell Limited Partnership	01570	Webster	MA	7.0	0.0				7.0				7.0
				SimplexGrinnell Limited Partnership	01821	Billerica	MA	8.0	0.0				8.0				8.0
				SimplexGrinnell Limited Partnership	01960	Peabody	MA	22.0	0.0				22.0				22.0
				SimplexGrinnell Limited Partnership	02359	Pembroke	MA	5.0	0.0				5.0				5.0
				SOS Corporation	01516	Douglas	MA	304.0	0.0				304.0				304.0
				SOS Corporation	01569	Uxbridge	MA	544.0	0.0				544.0				544.0
				SOS Corporation	01756	Mendon	MA	176.0	0.0				176.0				176.0
				SOS Corporation	01757	Millford	MA	488.0	0.0				488.0				488.0
				SOS Corporation	01845	North Andover	MA	8.0	0.0				8.0				8.0
				SOS Corporation	01850	Lowell	MA	104.0	0.0				104.0				104.0
				SOS Corporation	01854	Lowell	MA	112.0	0.0							112.0	112.0
				SOS Corporation	01876	Tewksbury	MA	128.0	0.0				128.0				128.0
				SOS Corporation	01902	Lynn	MA	352.0	0.0				352.0				352.0
				SOS Corporation	01904	Lynn	MA	0.0	160.0				160.0				160.0
				SOS Corporation	01906	Saugus	MA	104.0	0.0				104.0				104.0
				SOS Corporation	02019	Bellingham	MA	64.0	0.0				64.0				64.0
				SOS Corporation	02021	Canton	MA	24.0	0.0		24.0						24.0
				SOS Corporation	02035	Foxboro	MA	16.0	0.0				16.0				16.0
				SOS Corporation	02120	Roxbury Crossing	MA	96.0	0.0				96.0				96.0
				SOS Corporation	02122	Dorchester	MA	112.0	0.0							112.0	112.0
				SOS Corporation	02125	Dorchester	MA	96.0	0.0				96.0				96.0
				SOS Corporation	02127	Boston	MA	152.0	0.0				152.0				152.0
				SOS Corporation	02128	Boston	MA	200.0	0.0				160.0			40.0	200.0
				SOS Corporation	02149	Everett	MA	96.0	0.0				96.0				96.0
				SOS Corporation	02150	Chelsea	MA	128.0	0.0				128.0				128.0
				SOS Corporation	02151	Revere	MA	168.0	0.0				168.0				168.0
				SOS Corporation	02155	Medford	MA	40.0	0.0							40.0	40.0
				SOS Corporation	02169	Quincy	MA	682.0	0.0				474.0	208.0			682.0
				SOS Corporation	02170	Quincy	MA	144.0	0.0				144.0				144.0
				SOS Corporation	02180	Stoneham	MA	106.0	0.0				106.0				106.0
				SOS Corporation	02189	East Weymouth	MA	108.0	0.0				107.5				108.0
				SOS Corporation	02190	South Weymouth	MA	432.0	0.0				432.0				432.0
				SOS Corporation	02302	Brockton	MA	552.0	0.0				552.0				552.0
				SOS Corporation	02343	Holbrook	MA	370.0	0.0			370.0					370.0
				SOS Corporation	02719	Fairhaven	MA	32.0	0.0							32.0	32.0
				SOS Corporation	02721	Fall River	MA	32.0	0.0				32.0				32.0
				SOS Corporation	02723	Fall River	MA	32.0	0.0				32.0				32.0
				SOS Corporation	02740	New Bedford	MA	32.0	0.0				32.0				32.0
				SOS Corporation	02744	New Bedford	MA	128.0	0.0				128.0				128.0
				SOS Corporation	02745	New Bedford	MA	8.0	0.0				8.0				8.0
				SOS Corporation	03104	Manchester	NH	64.0	0.0				64.0				64.0
				SOS Corporation	06277	Thompson	CT	8.0	0.0				8.0				8.0
				Superior Rail & Iron Works, Inc.	01902	Lynn	MA	8.0	0.0				8.0				8.0
				Superior Rail & Iron Works, Inc.	01906	Saugus	MA	72.0	0.0				72.0				72.0
				Superior Rail & Iron Works, Inc.	02072	Stoughton	MA	8.0	0.0				8.0				8.0
				Superior Rail & Iron Works, Inc.	02127	Boston	MA	32.0	0.0				32.0				32.0
				Superior Rail & Iron Works, Inc.	02136	Hyde Park	MA	88.0	0.0				88.0				88.0
				Superior Rail & Iron Works, Inc.	02339	Hanover	MA	8.0	0.0				8.0				8.0
				The Cheviot Corporation	01949	Middleton	MA	40.0	0.0				40.0				40.0
				The Cheviot Corporation	01960	Peabody	MA	16.0	0.0				16.0				16.0
				The Cheviot Corporation	02121	Dorchester	MA	8.0	0.0			8.0					8.0
				The Cheviot Corporation	02131	Roslindale	MA	72.0	0.0				72.0				72.0
				The Cheviot Corporation	02135	Brighton	MA	37.0	0.0				37.0				37.0
				The Cheviot Corporation	02136	Hyde Park	MA	4.0	0.0				4.0				4.0
				The Cheviot Corporation	02351	Abington	MA	96.0	0.0				96.0				96.0
				The Cheviot Corporation	02368	Randolph	MA	40.0	0.0			40.0					40.0
				The Cheviot Corporation	02379	West Bridgewater	MA	81.0	0.0				81.0				81.0
				The Cheviot Corporation	02382	Whitman	MA	16.0	0.0				16.0				16.0
				The Cheviot Corporation	02451	Waltham	MA	182.0	0.0				182.0				182.0

Project	Phase	Project Name	General Contractor Name	Company Name	Zip Code	City	State	Male	Female	Asian	Black/African American/Cape Verdean	Caucasian	Hispanic	Native American/Eskimo/Aleut	Minority - Other	Other	Total Hours Reported
				The Cheviot Corporation	02725	Somerset	MA	40.0	0.0				40.0				40.0
				The Cheviot Corporation	02726	Somerset	MA	20.0	0.0		20.0						20.0
				The Cheviot Corporation	03063	Nashua	NH	8.0	0.0				8.0				8.0
				The Cheviot Corporation	03079	Salem	NH	24.0	0.0				24.0				24.0
				Thompson Company, Inc.	02128	Boston	MA	8.0	0.0					8.0			8.0
				Thompson Company, Inc.	02184	Braintree	MA	44.0	0.0				44.0				44.0
				Thompson Company, Inc.	02343	Holbrook	MA	44.0	0.0				44.0				44.0
				United Civil, Inc.	01473	Westminster	MA	307.0	0.0				307.0				307.0
				United Civil, Inc.	01801	Woburn	MA	153.0	0.0				153.0				153.0
				United Civil, Inc.	01826	Dracut	MA	8.0	0.0				8.0				8.0
				United Civil, Inc.	01880	Wakefield	MA	56.0	389.0				445.0				445.0
				United Civil, Inc.	01929	Essex	MA	311.0	0.0				311.0				311.0
				United Civil, Inc.	01930	Gloucester	MA	322.0	0.0				322.0				322.0
				United Civil, Inc.	01970	Salem	MA	40.0	0.0				40.0				40.0
				United Civil, Inc.	02127	Boston	MA	106.0	0.0				106.0				106.0
				United Civil, Inc.	02150	Chelsea	MA	652.0	0.0					652.0			652.0
				United Civil, Inc.	02189	East Weymouth	MA	376.0	0.0				376.0				376.0
				United Civil, Inc.	02190	South Weymouth	MA	106.0	0.0				106.0				106.0
				United Civil, Inc.	02360	Plymouth	MA	9.0	0.0				9.0				9.0
				United Civil, Inc.	02382	Whitman	MA	64.0	0.0				64.0				64.0
				United Civil, Inc.	02720	Fall River	MA	8.0	0.0				8.0				8.0
				United Civil, Inc.	02721	Fall River	MA	24.0	0.0				24.0				24.0
				United Civil, Inc.	02746	New Bedford	MA	40.0	0.0				40.0				40.0
				United Civil, Inc.	02790	Westport	MA	8.0	0.0				8.0				8.0
				United Civil, Inc.	03461	Rindge	NH	334.0	0.0				333.5				334.0
				United HVAC Co., Inc.	01844	Methuen	MA	100.0	0.0				100.5				100.0
				United HVAC Co., Inc.	02081	Walpole	MA	582.0	0.0				582.0				582.0
				United HVAC Co., Inc.	02119	Roxbury	MA	168.0	0.0					168.0			168.0
				United HVAC Co., Inc.	02122	Dorchester	MA	331.0	0.0			331.0					331.0
				United HVAC Co., Inc.	02124	Dorchester Center	MA	148.0	0.0			148.5					148.0
				United HVAC Co., Inc.	02143	Somerville	MA	32.0	0.0				32.0				32.0
				United HVAC Co., Inc.	02169	Quincy	MA	52.0	0.0				52.0				52.0
				United HVAC Co., Inc.	02333	East Bridgewater	MA	304.0	0.0				304.0				304.0
				United HVAC Co., Inc.	02370	Rockland	MA	56.0	0.0					56.0			56.0
				United HVAC Co., Inc.	02382	Whitman	MA	16.0	0.0				16.0				16.0
				United HVAC Co., Inc.	02717	East Freetown	MA	146.0	0.0				146.0				146.0
				W.T. Rich Company, Inc.	01752	Marlborough	MA	80.0	0.0				80.0				80.0
				W.T. Rich Company, Inc.	01841	Lawrence	MA	448.0	0.0					448.0			448.0
				W.T. Rich Company, Inc.	01842	Lawrence	MA	472.0	0.0					472.0			472.0
				W.T. Rich Company, Inc.	02121	Dorchester	MA	0.0	40.0			40.0					40.0
				W.T. Rich Company, Inc.	02483		MA	48.0	0.0				48.0				48.0
				Wayne J. Griffin Electric, Inc.	01420	Fitchburg	MA	848.0	0.0				834.0		14.5		848.0
				Wayne J. Griffin Electric, Inc.	01431	Ashby	MA	128.0	0.0				127.5				128.0
				Wayne J. Griffin Electric, Inc.	01473	Westminster	MA	29.0	0.0				29.0				29.0
				Wayne J. Griffin Electric, Inc.	01501	Auburn	MA	6.0	0.0				6.0				6.0
				Wayne J. Griffin Electric, Inc.	01504	Blackstone	MA	424.0	0.0				424.0				424.0
				Wayne J. Griffin Electric, Inc.	01529	Millville	MA	40.0	0.0				40.0				40.0
				Wayne J. Griffin Electric, Inc.	01535	North Brookfield	MA	387.0	0.0				386.8				387.0
				Wayne J. Griffin Electric, Inc.	01588	Whitinsville	MA	218.0	0.0				218.0				218.0
				Wayne J. Griffin Electric, Inc.	01606	Worcester	MA	8.0	0.0				8.0				8.0
				Wayne J. Griffin Electric, Inc.	01609	Worcester	MA	8.0	0.0				8.0				8.0
				Wayne J. Griffin Electric, Inc.	01701	Frammingham	MA	32.0	0.0				32.0				32.0
				Wayne J. Griffin Electric, Inc.	01757	Milford	MA	812.0	0.0				811.5				812.0
				Wayne J. Griffin Electric, Inc.	01778	Wayland	MA	8.0	0.0				8.0				8.0
				Wayne J. Griffin Electric, Inc.	01826	Dracut	MA	492.0	0.0				492.0				492.0
				Wayne J. Griffin Electric, Inc.	01844	Methuen	MA	40.0	0.0					39.5			40.0
				Wayne J. Griffin Electric, Inc.	01876	Tewksbury	MA	527.0	0.0				527.0				527.0
				Wayne J. Griffin Electric, Inc.	02019	Bellingham	MA	48.0	0.0				48.0				48.0
				Wayne J. Griffin Electric, Inc.	02035	Foxboro	MA	202.0	0.0				202.0				202.0
				Wayne J. Griffin Electric, Inc.	02062	Norwood	MA	69.0	0.0				69.0				69.0
				Wayne J. Griffin Electric, Inc.	02124	Dorchester Center	MA	67.0	0.0			67.0					67.0
				Wayne J. Griffin Electric, Inc.	02127	Boston	MA	24.0	0.0				24.0				24.0
				Wayne J. Griffin Electric, Inc.	02131	Roslindale	MA	8.0	0.0				8.0				8.0
				Wayne J. Griffin Electric, Inc.	02136	Hyde Park	MA	374.0	0.0			373.5					374.0
				Wayne J. Griffin Electric, Inc.	02184	Braintree	MA	24.0	0.0				24.0				24.0
				Wayne J. Griffin Electric, Inc.	02324	Bridgewater	MA	275.0	0.0				275.0				275.0
				Wayne J. Griffin Electric, Inc.	02330	Carver	MA	8.0	0.0				8.0				8.0
				Wayne J. Griffin Electric, Inc.	02333	East Bridgewater	MA	676.0	0.0				676.5				676.0
				Wayne J. Griffin Electric, Inc.	02346	Middleboro	MA	8.0	0.0				8.0				8.0
				Wayne J. Griffin Electric, Inc.	02347	Lakeville	MA	32.0	0.0				32.0				32.0
				Wayne J. Griffin Electric, Inc.	02703	Attleboro	MA	24.0	0.0				24.0				24.0
				Wayne J. Griffin Electric, Inc.	02717	East Freetown	MA	8.0	0.0				8.0				8.0
				Wayne J. Griffin Electric, Inc.	03038	Derry	NH	502.0	0.0				502.5				502.0
				Wayne J. Griffin Electric, Inc.	03865	Plaistow	NH	8.0	0.0				8.0				8.0
				Wayne J. Griffin Electric, Inc.	06277	Thompson	CT	682.0	0.0				682.0				682.0
				Xcel Fire Protection, Inc.	01832	Haverhill	MA	301.0	0.0				301.0				301.0
				Xcel Fire Protection, Inc.	01852	Lowell	MA	24.0	0.0					24.0			24.0
				Xcel Fire Protection, Inc.	02124	Dorchester Center	MA	84.0	0.0			84.0					84.0
				Xcel Fire Protection, Inc.	03062	Nashua	NH	218.0	0.0			218.0					218.0

Project	Phase	Project Name	General Contractor Name	Company Name	Zip Code	City	State	Male	Female	Asian	Black/African American/Cape Verdean	Caucasian	Hispanic	Native American/Eskimo /Aleut	Minority - Other	Other	Total Hours Reported			
RCC1301E	EC1	Roxbury Community College - Energy and Water Upgrades	Ameresco, Inc.	Absolute Renewable Energy, LLC	01801	Woburn	MA	190.0	0.0			190.0					190.0			
				Absolute Renewable Energy, LLC	01821	BillERICA	MA	104.0	0.0					104.0						104.0
				Absolute Renewable Energy, LLC	01824	Chelmsford	MA	316.0	0.0					316.0						316.0
				Absolute Renewable Energy, LLC	01826	Dracut	MA	344.0	0.0					344.0						344.0
				Absolute Renewable Energy, LLC	01843	Lawrence	MA	184.0	0.0					184.0						184.0
				Absolute Renewable Energy, LLC	01852	Lowell	MA	154.0	0.0					154.0						154.0
				Absolute Renewable Energy, LLC	01880	Wakefield	MA	707.0	0.0									707.0		707.0
				Absolute Renewable Energy, LLC	02035	Foxboro	MA	215.0	0.0							215.0				215.0
				Absolute Renewable Energy, LLC	02050	Marshfield	MA	460.0	0.0							460.0				460.0
				Absolute Renewable Energy, LLC	02169	Quincy	MA	113.0	0.0							113.0				113.0
				Absolute Renewable Energy, LLC	02190	South Weymouth	MA	303.0	0.0							303.0				303.0
				Absolute Renewable Energy, LLC	02301	Brockton	MA	0.0	56.0						56.0					56.0
				Absolute Renewable Energy, LLC	02370	Rockland	MA	562.0	0.0							562.0				562.0
				Absolute Renewable Energy, LLC	02767	Raynham	MA	200.0	0.0							200.0				200.0
				Huntington Controls, Inc.	01748	Hopkinton	MA	12.0	0.0							12.0				12.0
				Huntington Controls, Inc.	01841	Lawrence	MA	336.0	0.0							336.0				336.0
				Huntington Controls, Inc.	01844	Methuen	MA	489.0	0.0							489.0				489.0
				Huntington Controls, Inc.	01879	Tyngsboro	MA	104.0	0.0							104.0				104.0
				Huntington Controls, Inc.	01880	Wakefield	MA	236.0	0.0							236.0				236.0
				Huntington Controls, Inc.	02019	Bellingham	MA	14.0	0.0							14.0				14.0
				J. Derezno Company	01604	Worcester	MA	16.0	0.0							16.0				16.0
				J. Derezno Company	01834	Groveland	MA	24.0	0.0	24.0										24.0
				J. Derezno Company	02032	East Walpole	MA	50.0	0.0							50.0				50.0
				J. Derezno Company	02038	Franklin	MA	8.0	0.0							8.0				8.0
				J. Derezno Company	02050	Marshfield	MA	8.0	0.0							8.0				8.0
				J. Derezno Company	02346	Middleboro	MA	22.0	0.0							22.0				22.0
				J. Derezno Company	02347	Lakeville	MA	126.0	0.0							126.0				126.0
				J. Derezno Company	02702	Assonet	MA	564.0	0.0							563.5				563.5
				J. Derezno Company	02714	Dartmouth	MA	40.0	0.0							40.0				40.0
				J. Derezno Company	02720	Fall River	MA	194.0	0.0							193.5				193.5
				J. Derezno Company	02723	Fall River	MA	32.0	0.0										32.0	32.0
				J. Derezno Company	02724	Fall River	MA	475.0	0.0							475.0				475.0
				J. Derezno Company	02766	Norton	MA	8.0	0.0							8.0				8.0
				J. Derezno Company	02777	Swansea	MA	420.0	0.0							420.5				420.5
				J. Derezno Company	03032	Auburn	NH	16.0	0.0							16.0				16.0
				J. Derezno Company	03102	Manchester	NH	482.0	0.0							482.0				482.0
				J.M. Electrical Company, Inc.	03077	Raymond	NH	77.0	0.0							77.0				77.0
				Manny's Plumbing & Heating, Inc.	01012	Chesterfield	MA	277.0	0.0							277.0				277.0
				Manny's Plumbing & Heating, Inc.	01057	Monson	MA	424.0	0.0							424.0				424.0
				Manny's Plumbing & Heating, Inc.	01069	Palmer	MA	472.0	0.0							472.0				472.0
				Manny's Plumbing & Heating, Inc.	01077	Southwick	MA	80.0	0.0							80.0				80.0
				Manny's Plumbing & Heating, Inc.	01085	Westfield	MA	64.0	0.0							64.0				64.0
				Manny's Plumbing & Heating, Inc.	01107	Springfield	MA	48.0	0.0	48.0										48.0
				Manny's Plumbing & Heating, Inc.	01118	Springfield	MA	48.0	0.0							48.0				48.0
				Manny's Plumbing & Heating, Inc.	01119	Springfield	MA	241.0	152.0							393.0				393.0
				Manny's Plumbing & Heating, Inc.	01151	Indian Orchard	MA	22.0	0.0							22.0				22.0
				Manny's Plumbing & Heating, Inc.	01905	Lynn	MA	80.0	0.0							80.5				80.5
				Manny's Plumbing & Heating, Inc.	02119	Roxbury	MA	83.0	0.0						83.0					83.0
				Manny's Plumbing & Heating, Inc.	02184	Braintree	MA	83.0	0.0							83.0				83.0
				Maria Fallon Electrical Services LLC	01960	Peabody	MA	54.0	0.0							54.0				54.0
				Skills & Sons, Inc.	01420	Fitchburg	MA	294.0	0.0						183.3	110.8				294.0
				Skills & Sons, Inc.	01430	Ashburnham	MA	236.0	0.0							236.0				236.0
				Skills & Sons, Inc.	01453	Leominster	MA	37.0	0.0							37.3				37.3
				Skills & Sons, Inc.	03031	Amherst	NH	12.0	0.0							12.0				12.0
				Skills & Sons, Inc.	03033	Brookline	NH	318.0	0.0							318.3				318.3
				Skills & Sons, Inc.	03048	Greenville	NH	213.0	0.0							213.3				213.3
				Skills & Sons, Inc.	03051	Hudson	NH	370.0	0.0							369.5				369.5
				Skills & Sons, Inc.	03055	Milford	NH	188.0	0.0							188.0				188.0
				Skills & Sons, Inc.	03060	Nashua	NH	32.0	0.0								32.5			32.5
				Skills & Sons, Inc.	03064	Nashua	NH	7.0	0.0							7.0				7.0
Skills & Sons, Inc.	03071	New Ipswich	NH	9.0	0.0							8.8				8.8				
Skills & Sons, Inc.	03086	Wilton	NH	123.0	0.0							122.8				123.0				
Skills & Sons, Inc.	03110	Bedford	NH	767.0	0.0							766.8				767.0				
RCC1503	FC1	Roxbury Community College-Elevator Modernation	WCI Corp	CAM HVAC and Construction, Inc.	02136	Hyde Park	MA	47.0	0.0								47.0			
				CAM HVAC and Construction, Inc.	02188	Weymouth	MA	16.0	0.0					15.8		47.0		16.0		
				CAM HVAC and Construction, Inc.	02857	North Scituate	RI	47.0	0.0						47.0				47.0	
				CAM HVAC and Construction, Inc.	02860	Pawtucket	RI	13.0	0.0						13.0				13.0	
				CAM HVAC and Construction, Inc.	02861	Pawtucket	RI	121.0	0.0						120.8				121.0	
				Eagle Elevator Company, Inc.	01748	Hopkinton	MA	366.0	0.0							366.0				366.0
				Eagle Elevator Company, Inc.	01887	Wilmington	MA	352.0	0.0							352.0				352.0
				Eagle Elevator Company, Inc.	01890	Winchester	MA	176.0	0.0							176.0				176.0
				Eagle Elevator Company, Inc.	01902	Lynn	MA	88.0	0.0							88.0				88.0
				Eagle Elevator Company, Inc.	01923	Danvers	MA	40.0	0.0							40.0				40.0
				Eagle Elevator Company, Inc.	01985	West Newbury	MA	840.0	0.0							839.5				840.0
				Eagle Elevator Company, Inc.	02129	Charlestown	MA	32.0	0.0							32.0				32.0
				Eagle Elevator Company, Inc.	02171	Quincy	MA	568.0	0.0							568.0				568.0
				Eagle Elevator Company, Inc.	02190	South Weymouth	MA	64.0	0.0							64.0				64.0
				Eagle Elevator Company, Inc.	02347	Lakeville	MA	126.0	0.0							126.0				126.0
Eagle Elevator Company, Inc.	02718	East Taunton	MA	56.0	0.0							56.0				56.0				

Project	Phase	Project Name	General Contractor Name	Company Name	Zip Code	City	State	Male	Female	Asian	Black/African American/Cape Verdean	Caucasian	Hispanic	Native American/Eskimo/Aleut	Minority - Other	Other	Total Hours Reported
				Eagle Elevator Company, Inc.	03104	Manchester	NH	70.0	0.0				70.5				70.0
				J.M. Electrical Company, Inc.	01826	Dracut	MA	8.0	0.0				8.0				8.0
				J.M. Electrical Company, Inc.	01880	Wakefield	MA	4.0	0.0				4.0				4.0
				J.M. Electrical Company, Inc.	03077	Raymond	NH	32.0	0.0				32.0				32.0
				Jupiter Electric, Inc.	01841	Lawrence	MA	0.0	54.0					54.0			54.0
				Jupiter Electric, Inc.	01880	Wakefield	MA	299.0	0.0	32.0			267.0				299.0
				Jupiter Electric, Inc.	02169	Quincy	MA	554.0	0.0					554.0			554.0
				NG Environmental Contractors	01843	Lawrence	MA	120.0	0.0					120.0			120.0
				NG Environmental Contractors	02124	Dorchester Center	MA	96.0	0.0					96.0			96.0
				SimplexGrinnell Limited Partnership	02720	Fall River	MA	4.0	0.0			4.0					4.0
				WCI Corp	02125	Dorchester	MA	6.0	0.0				6.0				6.0
				WCI Corp	02126	Mattapan	MA	0.0	32.0			32.0					32.0
				WCI Corp	02132	West Roxbury	MA	423.0	0.0				423.0				423.0
				WCI Corp	02343	Holbrook	MA	917.0	0.0					917.0			917.0
SDE1301E	EC1	Energy & Water Design-Build Project at Essex County Sheriff's Office	J.C. Cannistraro, LLC	Absolute Renewable Energy, LLC	01269		MA	8.0	0.0				8.0				8.0
				Absolute Renewable Energy, LLC	01801	Woburn	MA	1,333.0	0.0				1,333.0				1,333.0
				Absolute Renewable Energy, LLC	01826	Dracut	MA	1,149.0	0.0				1,149.0				1,149.0
				Absolute Renewable Energy, LLC	01852	Lowell	MA	328.0	0.0				328.0				328.0
				Absolute Renewable Energy, LLC	01864	North Reading	MA	150.0	0.0				150.0				150.0
				Absolute Renewable Energy, LLC	01876	Tewksbury	MA	168.0	0.0				168.0				168.0
				Absolute Renewable Energy, LLC	02035	Foxboro	MA	179.0	0.0				179.0				179.0
				Absolute Renewable Energy, LLC	02050	Marshfield	MA	352.0	0.0				352.0				352.0
				Absolute Renewable Energy, LLC	02190	South Weymouth	MA	270.0	0.0				270.0				270.0
				Absolute Renewable Energy, LLC	02301	Brockton	MA	48.0	0.0				48.0				48.0
				Absolute Renewable Energy, LLC	02370	Rockland	MA	757.0	0.0				757.0				757.0
				Absolute Renewable Energy, LLC	02767	Raynham	MA	1,036.0	0.0				1,036.0				1,036.0
				Air Solutions & Balancing, LLC	03062	Nashua	NH	92.0	0.0				91.5				92.0
				Air Solutions & Balancing, LLC	03064	Nashua	NH	66.0	0.0				65.5				66.0
				Atlantic Coast Dismantling, LLC	01834	Groveland	MA	30.0	0.0				30.5				30.0
				Atlantic Coast Dismantling, LLC	01851	Lowell	MA	36.0	0.0					35.5			36.0
				Atlantic Coast Dismantling, LLC	01902	Lynn	MA	72.0	0.0			33.5		39.0			72.0
				Atlantic Coast Dismantling, LLC	01923	Danvers	MA	59.0	0.0				59.0				59.0
				Automated Logic Corporation	01089	West Springfield	MA	8.0	0.0				8.0				8.0
				Automated Logic Corporation	01440	Gardner	MA	15.0	0.0				15.0				15.0
				Automated Logic Corporation	01464	Shirley	MA	8.0	0.0				8.0				8.0
				Automated Logic Corporation	01876	Tewksbury	MA	343.0	0.0				343.0				343.0
				Automated Logic Corporation	03106	Hooksett	NH	23.0	0.0				23.0				23.0
				Design Flow Associates LLC	02066	Scituate	MA	144.0	0.0				144.0				144.0
				Design Flow Associates LLC	02169	Quincy	MA	256.0	0.0				256.0				256.0
				Dewey Fence LLC	02184	Braintree	MA	14.0	0.0				14.0				14.0
				Dewey Fence LLC	02189	East Weymouth	MA	14.0	0.0				14.0				14.0
				Dulac Concrete Foundations, Inc.	03102	Manchester	NH	87.0	0.0				87.1				87.0
				Dulac Concrete Foundations, Inc.	03109	Manchester	NH	80.0	0.0				80.2				80.0
				Dulac Concrete Foundations, Inc.	03235	Franklin	NH	88.0	0.0				88.3				88.0
				Ernest Guilgli & Sons, Inc.	01590	Sutton	MA	152.0	0.0				152.0				152.0
				Ernest Guilgli & Sons, Inc.	02038	Franklin	MA	152.0	0.0				152.0				152.0
				Harrington Air Systems, LLC	01830	Haverhill	MA	121.0	0.0				121.0				121.0
				Harrington Air Systems, LLC	01864	North Reading	MA	525.0	0.0				525.0				525.0
				Harrington Air Systems, LLC	01890	Winchester	MA	32.0	0.0				32.0				32.0
				Harrington Air Systems, LLC	01907	Swampscott	MA	327.0	0.0				327.0				327.0
				Harrington Air Systems, LLC	01970	Salem	MA	8.0	0.0				8.0				8.0
				Harrington Air Systems, LLC	02035	Foxboro	MA	472.0	0.0				472.0				472.0
				Harrington Air Systems, LLC	02148	Malden	MA	66.0	0.0				66.0				66.0
				Harrington Air Systems, LLC	02190	South Weymouth	MA	13.0	0.0				13.0				13.0
				Harrington Air Systems, LLC	02359	Pembroke	MA	27.0	0.0				27.0				27.0
				J.C. Cannistraro, LLC	01821	Billerica	MA	902.0	0.0				902.0				902.0
				J.C. Cannistraro, LLC	01826	Dracut	MA	1,462.0	0.0				1,462.0				1,462.0
				J.C. Cannistraro, LLC	01835	Haverhill	MA	76.0	0.0				76.0				76.0
				J.C. Cannistraro, LLC	01852	Lowell	MA	756.0	0.0				756.0				756.0
				J.C. Cannistraro, LLC	01867	Reading	MA	176.0	0.0				176.0				176.0
				J.C. Cannistraro, LLC	01886	Westford	MA	852.0	0.0				852.0				852.0
				J.C. Cannistraro, LLC	02081	Walpole	MA	535.0	0.0				535.0				535.0
				J.C. Cannistraro, LLC	02121	Dorchester	MA	8.0	0.0			8.0					8.0
				J.C. Cannistraro, LLC	02763	Attleboro Falls	MA	51.0	0.0				51.0				51.0
				J.C. Cannistraro, LLC	03038	Derry	NH	1,722.0	0.0				1,722.0				1,722.0
				J.C. Cannistraro, LLC	03076	Pelham	NH	91.0	0.0				91.0				91.0
				J.C. Cannistraro, LLC	03076	Pelham	NH	1,005.0	0.0				1,005.0				1,005.0
				J.C. Cannistraro, LLC	03811	Atkinson	NH	13.0	0.0				13.0				13.0
				J.M. Electrical Company, Inc.	01752	Marlborough	MA	523.0	0.0				523.0				523.0
				J.M. Electrical Company, Inc.	01821	Billerica	MA	548.0	0.0				548.0				548.0
				Lighting Retrofit Services	01469	Townsend	MA	222.0	0.0				222.3				222.0
				Lighting Retrofit Services	01605	Worcester	MA	148.0	0.0			148.0					148.0
				Lighting Retrofit Services	01864	North Reading	MA	243.0	0.0				243.3				243.0
				Lighting Retrofit Services	01887	Wilmington	MA	332.0	0.0				332.0				332.0
				Lighting Retrofit Services	01906	Saugus	MA	52.0	0.0				52.3				52.0
				Lighting Retrofit Services	01923	Danvers	MA	295.0	0.0				295.0				295.0
				Lighting Retrofit Services	02124	Dorchester Center	MA	102.0	0.0			102.0					102.0
				Lighting Retrofit Services	02171	Quincy	MA	120.0	0.0	120.0							120.0

Project	Phase	Project Name	General Contractor Name	Company Name	Zip Code	City	State	Male	Female	Asian	Black/African American/Cape Verdean	Caucasian	Hispanic	Native American/Eskimo/Aleut	Minority - Other	Other	Total Hours Reported
				Lighting Retrofit Services	02720	Fall River	MA	8.0	0.0				8.0				8.0
				Lighting Retrofit Services	03032	Auburn	NH	24.0	0.0				24.0				24.0
				Lighting Retrofit Services	03833	Exeter	NH	216.0	0.0	216.0							216.0
				M. Fallon Electrical Services LLC	01960	Peabody	MA	712.0	0.0			712.0					712.0
				Meadows Construction Company LLC	01089	West Springfield	MA	226.0	0.0							226.5	226.0
				Meadows Construction Company LLC	01721	Ashland	MA	242.0	0.0								242.0
				Meadows Construction Company LLC	01860	Merrimac	MA	282.0	0.0			281.5					282.0
				Meadows Construction Company LLC	01902	Lynn	MA	1,359.0	0.0			0.0			1,359.0		1,359.0
				Meadows Construction Company LLC	01960	Peabody	MA	190.0	0.0							189.5	190.0
				Meadows Construction Company LLC	01970	Salem	MA	8.0	0.0				8.0				8.0
				Meadows Construction Company LLC	03051	Hudson	NH	377.0	0.0			377.0					377.0
				Meadows Construction Company LLC	20906	Silver Spring	MD	276.0	0.0							276.5	276.0
				Pro Cut, Inc	01514		MA	16.0	0.0			16.0					16.0
				Salem North Concrete Construction Company	03053	Londonderry	NH	30.0	0.0			30.0					30.0
				Salem North Concrete Construction Company	03079	Salem	NH	33.0	0.0			33.0					33.0
				Shaughnessy & Ahern Company	01833	Georgetown	MA	22.0	0.0			22.5					22.0
				Shaughnessy & Ahern Company	01949	Middleton	MA	12.0	0.0			11.5					12.0
				Shaughnessy & Ahern Company	02184	Braintree	MA	20.0	0.0			19.8					20.0
				Shaughnessy & Ahern Company	02191	North Weymouth	MA	41.0	0.0			40.8					41.0
				Shaughnessy & Ahern Company	02538	East Wareham	MA	31.0	0.0			31.0					31.0
				Shaughnessy & Ahern Company	03084	Temple	NH	47.0	0.0			47.0					47.0
				Shaw Welding Company, Inc.	01852	Lowell	MA	17.0	0.0			6.0	5.0			6.0	17.0
				Shaw Welding Company, Inc.	02421	Lexington	MA	5.0	0.0			5.0					5.0
				SMS Services, Inc.	01453	Leominster	MA	93.0	0.0		51.0	42.0					93.0
				Total Mechanical Services Corp.	01880	Wakefield	MA	112.0	0.0			112.0					112.0
				Total Mechanical Services Corp.	02151	Revere	MA	112.0	0.0			112.0					112.0
				Uniweld, Inc.	01810	Andover	MA	116.0	0.0			116.5					116.0
				Uniweld, Inc.	01833	Georgetown	MA	262.0	0.0			261.5					262.0
				Uniweld, Inc.	01952	Salisbury	MA	136.0	0.0			135.5					136.0
				Uniweld, Inc.	01960	Peabody	MA	106.0	0.0			106.5					106.0
				Urban Insulation, Inc.	01473	Westminster	MA	172.0	0.0				172.0				172.0
				Urban Insulation, Inc.	01906	Saugus	MA	512.0	0.0			512.0					512.0
				Urban Insulation, Inc.	02155	Medford	MA	160.0	0.0			160.0					160.0
				Urban Insulation, Inc.	03801	Portsmouth	NH	184.0	0.0			184.0					184.0
SDH1502	FC1	Hampden County Jail & HOC - HVAC Upgrades	Millennium Builders, Inc.	Millennium Builders, Inc.	01007	Belchertown	MA	2.0	0.0			2.0					2.0
SDM1202E	EC1	Middlesex HOC Energy and Water Retrofit	NORESCO LLC	Absolute Renewable Energy, LLC	01843	Lawrence	MA	342.0	0.0			342.0					342.0
				Absolute Renewable Energy, LLC	01864	North Reading	MA	8.0	0.0			8.0					8.0
				Absolute Renewable Energy, LLC	01876	Tewksbury	MA	8.0	0.0			8.0					8.0
				Absolute Renewable Energy, LLC	01880	Wakefield	MA	405.0	0.0					405.0			405.0
				Absolute Renewable Energy, LLC	02035	Foxboro	MA	16.0	0.0			16.0					16.0
				Absolute Renewable Energy, LLC	02050	Marshfield	MA	4.0	0.0			4.0					4.0
				Absolute Renewable Energy, LLC	02370	Rockland	MA	28.0	0.0			28.0					28.0
				Absolute Renewable Energy, LLC	02767	Raynham	MA	56.0	0.0			56.0					56.0
				Annese Electrical Services, Inc.	01702	Frammingham	MA	29.0	0.0			29.0					29.0
				Annese Electrical Services, Inc.	01969	Rowley	MA	75.0	0.0			75.0					75.0
				Annese Electrical Services, Inc.	02191	North Weymouth	MA	45.0	0.0			45.0					45.0
				BEME Water System Solutions, Inc.	01590	Sutton	MA	6.0	0.0			6.0					6.0
				Boston Energy Retrofit, LLC	01516	Douglas	MA	10.0	0.0			10.0					10.0
				C.C. Construction, Inc.	02062	Norwood	MA	75.0	0.0			75.0					75.0
				C.C. Construction, Inc.	02644	Forestdale	MA	17.0	0.0			17.0					17.0
				Carl Moses Plumbing, LLC	29588	Myrtle Beach	SC	472.0	0.0			472.0					472.0
				Commercial Insulation Contractors, Inc.	02861	Pawtucket	RI	15.0	0.0			15.0					15.0
				Fraser Engineering Company, Inc.	01501	Auburn	MA	8.0	0.0			8.0					8.0
				Fraser Engineering Company, Inc.	01543	Rutland	MA	112.0	0.0			112.0					112.0
				Fraser Engineering Company, Inc.	01844	Methuen	MA	411.0	0.0			411.0					411.0
				Fraser Engineering Company, Inc.	01852	Lowell	MA	8.0	0.0			8.0					8.0
				Fraser Engineering Company, Inc.	01867	Reading	MA	8.0	0.0			8.0					8.0
				Fraser Engineering Company, Inc.	01876	Tewksbury	MA	32.0	0.0			32.0					32.0
				Fraser Engineering Company, Inc.	01887	Wilmington	MA	143.0	0.0			143.0					143.0
				Fraser Engineering Company, Inc.	02066	Scituate	MA	37.0	0.0			37.0					37.0
				Fraser Engineering Company, Inc.	02072	Stoughton	MA	3.0	0.0			3.0					3.0
				Fraser Engineering Company, Inc.	02093	Wrentham	MA	49.0	0.0			49.0					49.0
				Fraser Engineering Company, Inc.	02184	Braintree	MA	589.0	0.0			589.0					589.0
				Fraser Engineering Company, Inc.	02839	Mapleville	RI	22.0	0.0			22.0					22.0
				Fraser Engineering Company, Inc.	02895	Woonsocket	RI	408.0	0.0			407.5					408.0
				Fraser Engineering Company, Inc.	03051	Hudson	NH	160.0	0.0			160.5					160.0
				Fraser Engineering Company, Inc.	03809	Alton	NH	723.0	0.0			723.0					723.0
				MTV Solutions, Inc.	02359	Pembroke	MA	24.0	0.0			24.0					24.0
				MTV Solutions, Inc.	02740	New Bedford	MA	24.0	0.0			24.0					24.0
				MTV Solutions, Inc.	02744	New Bedford	MA	32.0	0.0			32.0					32.0
				MTV Solutions, Inc.	02790	Westport	MA	8.0	0.0			8.0					8.0
				Practical Energy Solutions, Inc.	01830	Haverhill	MA	87.0	0.0			87.0					87.0
				Practical Energy Solutions, Inc.	23072	Hayes	VA	88.0	0.0			88.0					88.0
				Rightway Electric, Inc.	01469	Townsend	MA	74.0	0.0			74.0					74.0
				Rightway Electric, Inc.	01475	Winchendon	MA	311.0	0.0			311.0					311.0
				Rightway Electric, Inc.	02720	Fall River	MA	64.0	0.0			64.0					64.0
				Unlimited Removal and Demolition, Inc.	01902	Lynn	MA	106.0	0.0		23.0		83.5				106.0
				Unlimited Removal and Demolition, Inc.	01970	Salem	MA	26.0	0.0				25.5				26.0
				Unlimited Removal and Demolition, Inc.	02148	Malden	MA	6.0	0.0			6.0					6.0

Project	Phase	Project Name	General Contractor Name	Company Name	Zip Code	City	State	Male	Female	Asian	Black/African American/Cape Verdean	Caucasian	Hispanic	Native American/Eskimo/Aleut	Minority - Other	Other	Total Hours Reported
				Wayne J. Griffin Electric, Inc.	01460	Littleton	MA	9.0	0.0				9.0				9.0
				Wayne J. Griffin Electric, Inc.	01469	Townsend	MA	9.0	0.0				9.0				9.0
				Wayne J. Griffin Electric, Inc.	01702	Frammingham	MA	48.0	0.0				48.0				48.0
				Wayne J. Griffin Electric, Inc.	01776	Sudbury	MA	230.0	0.0				229.5				230.0
				Wayne J. Griffin Electric, Inc.	01821	Billerica	MA	25.0	0.0				25.0				25.0
				Wayne J. Griffin Electric, Inc.	02155	Medford	MA	9.0	0.0				9.0				9.0
				Wayne J. Griffin Electric, Inc.	03038	Derry	NH	48.0	0.0				48.0				48.0
				Wayne J. Griffin Electric, Inc.	03570	Berlin	NH	9.0	0.0				9.0				9.0
SDM1403	HC1	Accessibility Compliance - Middlesex House Of Correction	GTC Construction Management, Inc.	NS Contracting Company, Inc.	01845	North Andover	MA	30.0	0.0							30.0	30.0
				NS Contracting Company, Inc.	01970	Salem	MA	22.0	0.0							21.5	22.0
				NS Contracting Company, Inc.	02121	Dorchester	MA	26.0	0.0							26.5	26.0
				Robert W. Irvine & Sons, Inc.	01880	Wakefield	MA	45.0	0.0				45.0				45.0
				Robert W. Irvine & Sons, Inc.	01904	Lynn	MA	30.0	0.0				30.0				30.0
				Robert W. Irvine & Sons, Inc.	01905	Lynn	MA	24.0	0.0				24.0				24.0
				SMS Services, Inc.	01830	Haverhill	MA	160.0	0.0				160.0				160.0
				SMS Services, Inc.	03032	Auburn	NH	320.0	0.0				320.0				320.0
SSA1201	DC1	Mainstage Theater Modernization & Upgrade - Salem State University	Daniel OConnells Sons, Inc.	All American Sports Group	01960	Peabody	MA	56.0	0.0				56.0				56.0
				All American Sports Group	02150	Chelsea	MA	120.0	0.0					120.0			120.0
				All American Sports Group	02151	Revere	MA	20.0	0.0				20.0				20.0
				All American Sports Group	02155	Medford	MA	292.0	0.0				292.0				292.0
				Aluminum & Glass Concepts, Inc.	01826	Dracut	MA	20.0	0.0				19.5				20.0
				Aluminum & Glass Concepts, Inc.	01876	Tewksbury	MA	38.0	0.0				37.5				38.0
				Aluminum & Glass Concepts, Inc.	02061	Norwell	MA	32.0	0.0				32.0				32.0
				Aluminum & Glass Concepts, Inc.	02148	Malden	MA	28.0	0.0				28.5				28.5
				Barber Marketing, Inc.	05747	Granville	VT	150.0	0.0				149.5				150.0
				Barber Marketing, Inc.	05767	Rochester	VT	142.0	0.0				141.5				142.0
				Barber Marketing, Inc.	12182	Troy	NY	70.0	0.0				70.0				70.0
				Barber Marketing, Inc.	12801	Glens Falls	NY	18.0	0.0				18.0				18.0
				Barber Marketing, Inc.	12831	Gansevoort	NY	68.0	0.0				67.5				68.0
				Barber Marketing, Inc.	12834	Greenwich	NY	260.0	0.0				260.0				260.0
				Bello Painting Company, Inc.	01801	Woburn	MA	164.0	0.0				164.0				164.0
				Bello Painting Company, Inc.	01906	Saugus	MA	8.0	0.0					8.0			8.0
				Bello Painting Company, Inc.	02062	Norwood	MA	152.0	0.0				152.0				152.0
				Bello Painting Company, Inc.	02130	Jamaica Plain	MA	24.0	0.0				24.0				24.0
				Bello Painting Company, Inc.	02150	Chelsea	MA	164.0	0.0					164.0			164.0
				Bello Painting Company, Inc.	02151	Revere	MA	636.0	0.0				636.0				636.0
				Bello Painting Company, Inc.	02169	Quincy	MA	292.0	0.0				292.0				292.0
				Bello Painting Company, Inc.	02351	Abington	MA	56.0	0.0				56.0				56.0
				Capital Carpet and Flooring Specialists, Inc.	01518	Fiskdale	MA	51.0	0.0				51.0				51.0
				Capital Carpet and Flooring Specialists, Inc.	01540	Oxford	MA	40.0	0.0				40.0				40.0
				Capital Carpet and Flooring Specialists, Inc.	01902	Lynn	MA	8.0	0.0					8.0			8.0
				Capital Carpet and Flooring Specialists, Inc.	02145	Somerville	MA	48.0	0.0				48.0				48.0
				Capital Carpet and Flooring Specialists, Inc.	02149	Everett	MA	40.0	0.0					40.0			40.0
				Capital Carpet and Flooring Specialists, Inc.	02346	Middleboro	MA	9.0	0.0				9.0				9.0
				Capital Carpet and Flooring Specialists, Inc.	02859	Pascoag	RI	48.0	0.0				48.0				48.0
				Costa Brothers Masonry, Inc.	01970	Salem	MA	296.0	0.0				296.0				296.0
				Costa Brothers Masonry, Inc.	02128	Boston	MA	71.0	0.0				71.0				71.0
				Costa Brothers Masonry, Inc.	02719	Fairhaven	MA	8.0	0.0				8.0				8.0
				Costa Brothers Masonry, Inc.	02724	Fall River	MA	47.0	0.0				47.0				47.0
				Costa Brothers Masonry, Inc.	02777	Swansea	MA	79.0	0.0			79.0					79.0
				Costa Brothers Masonry, Inc.	02777	Swansea	MA	8.0	0.0				8.0				8.0
				Daniel OConnells Sons, Inc.	01028	East Longmeadow	MA	120.0	0.0				120.0				120.0
				Daniel OConnells Sons, Inc.	01030	Feeding Hills	MA	32.0	0.0				32.0				32.0
				Daniel OConnells Sons, Inc.	01038	Hatfield	MA	40.0	0.0				40.0				40.0
				Daniel OConnells Sons, Inc.	01535	North Brookfield	MA	0.0	42.0				42.5				42.0
				Daniel OConnells Sons, Inc.	01905	Lynn	MA	0.0	24.0				24.0				24.0
				Daniel OConnells Sons, Inc.	01960	Peabody	MA	190.0	0.0				189.5				190.0
				Daniel OConnells Sons, Inc.	02780	Taunton	MA	644.0	0.0				644.0				644.0
				Daniel OConnells Sons, Inc.	03053	Londonderry	NH	64.0	0.0				64.0				64.0
				Daniel OConnells Sons, Inc.	06239	Danielson	CT	24.0	0.0				24.0				24.0
				DeBrino Caulking Associates, Inc.	01081	Wales	MA	8.0	0.0				8.0				8.0
				DeBrino Caulking Associates, Inc.	02026	Dedham	MA	129.0	0.0				129.0				129.0
				DeBrino Caulking Associates, Inc.	02048	Mansfield	MA	32.0	0.0					32.0			32.0
				DeBrino Caulking Associates, Inc.	02351	Abington	MA	45.0	0.0				45.0				45.0
				Delta Beckwith Elevator Company	01801	Woburn	MA	8.0	0.0				8.0				8.0
				Delta Beckwith Elevator Company	01826	Dracut	MA	6.0	0.0				5.5				6.0
				Delta Beckwith Elevator Company	01970	Salem	MA	9.0	0.0				9.0				9.0
				Delta Beckwith Elevator Company	02155	Medford	MA	6.0	0.0				5.5				6.0
				Delta Beckwith Elevator Company	02341	Hanson	MA	16.0	0.0				15.8				16.0
				Delta Beckwith Elevator Company	02347	Lakeville	MA	285.0	0.0				285.0				285.0
				Delta Beckwith Elevator Company	03038	Derry	NH	233.0	0.0				233.0				233.0
				Delta Beckwith Elevator Company	03079	Salem	NH	270.0	0.0				270.0				270.0
				Delta Beckwith Elevator Company	03814	Center Ossipee	NH	16.0	0.0				16.0				16.0
				E. Amanti and Sons, Inc.	01534	Northbridge	MA	31.0	0.0				31.0				31.0
				E. Amanti and Sons, Inc.	01904	Lynn	MA	11.0	0.0				11.0				11.0
				E. Amanti and Sons, Inc.	01907	Swampscott	MA	64.0	0.0				64.0				64.0
				E. Amanti and Sons, Inc.	01938	Ipswich	MA	646.0	0.0				646.5				646.0
				E. Amanti and Sons, Inc.	01951	Newbury	MA	8.0	0.0				8.0				8.0

Project	Phase	Project Name	General Contractor Name	Company Name	Zip Code	City	State	Male	Female	Asian	Black/African American/Cape Verdean	Caucasian	Hispanic	Native American/Eskimo/Aleut	Minority - Other	Other	Total Hours Reported
				E. Amanti and Sons, Inc.	02126	Mattapan	MA	8.0	0.0		8.0						8.0
				E. Amanti and Sons, Inc.	02324	Bridgewater	MA	589.0	0.0			589.0					589.0
				E. Amanti and Sons, Inc.	03079	Salem	NH	8.0	0.0			8.0					8.0
				E. Amanti and Sons, Inc.	03290	Nottingham	NH	8.0	0.0			8.0					8.0
				Emanouil, Inc.	01430	Ashburnham	MA	24.0	0.0			24.0					24.0
				Emanouil, Inc.	01824	Chelmsford	MA	48.0	0.0			48.0					48.0
				Emanouil, Inc.	01841	Lawrence	MA	56.0	0.0				56.0				56.0
				Emanouil, Inc.	01851	Lowell	MA	94.0	0.0				94.0				94.0
				Emanouil, Inc.	01854	Lowell	MA	102.0	0.0			102.0					102.0
				Emanouil, Inc.	02020	Brant Rock	MA	16.0	0.0			16.0					16.0
				Emanouil, Inc.	02482	Wellesley	MA	24.0	0.0			24.0					24.0
				Emanouil, Inc.	02746	New Bedford	MA	8.0	0.0			8.0					8.0
				Front Line, Inc.	01801	Woburn	MA	0.0	48.0			48.0					48.0
				Front Line, Inc.	01880	Wakefield	MA	0.0	24.0			24.0					24.0
				Front Line, Inc.	01902	Lynn	MA	24.0	0.0				24.0				24.0
				Front Line, Inc.	02128	Boston	MA	48.0	24.0				72.0				72.0
				Front Line, Inc.	02151	Revere	MA	8.0	48.0				56.0				56.0
				Front Line, Inc.	02453	Waltham	MA	0.0	48.0			48.0					48.0
				Front Line, Inc.	02766	Norton	MA	0.0	72.0				72.0				72.0
				Garaventa USA, Inc.	03842	Hampton	NH	4.0	0.0			4.0					4.0
				Garaventa USA, Inc.	03874	Seabrook	NH	4.0	0.0			4.0					4.0
				General Mechanical Contractors, Inc.	01501	Auburn	MA	475.0	0.0			475.0					475.0
				General Mechanical Contractors, Inc.	01507	Charlton	MA	74.0	0.0			74.5					74.0
				General Mechanical Contractors, Inc.	01536	North Grafton	MA	162.0	0.0			162.0					162.0
				General Mechanical Contractors, Inc.	01543	Rutland	MA	24.0	0.0			24.0					24.0
				General Mechanical Contractors, Inc.	01550	Southbridge	MA	7.0	0.0			7.0					7.0
				General Mechanical Contractors, Inc.	01562	Spencer	MA	644.0	0.0			644.0					644.0
				General Mechanical Contractors, Inc.	01569	Uxbridge	MA	554.0	0.0			554.0					554.0
				General Mechanical Contractors, Inc.	01571	Dudley	MA	48.0	0.0			48.0					48.0
				General Mechanical Contractors, Inc.	01607	Worcester	MA	46.0	0.0			46.0					46.0
				General Mechanical Contractors, Inc.	01841	Lawrence	MA	271.0	0.0				271.0				271.0
				General Mechanical Contractors, Inc.	02038	Franklin	MA	104.0	0.0			104.0					104.0
				General Mechanical Contractors, Inc.	02747	North Dartmouth	MA	8.0	0.0			8.0					8.0
				General Mechanical Contractors, Inc.	03077	Raymond	NH	14.0	0.0			14.0					14.0
				Granite State Specialties, LLC	01430	Ashburnham	MA	40.0	0.0			40.0					40.0
				Granite State Specialties, LLC	03079	Salem	NH	52.0	0.0			52.0					52.0
				Granite State Specialties, LLC	03087	Windham	NH	12.0	0.0			12.0					12.0
				Greenwood Industries	01364	Orange	MA	39.0	0.0			39.0					39.0
				Greenwood Industries	01420	Fitchburg	MA	48.0	0.0		39.0	8.5					48.0
				Greenwood Industries	01501	Auburn	MA	8.0	0.0			8.0					8.0
				Greenwood Industries	01550	Southbridge	MA	8.0	0.0				8.0				8.0
				Greenwood Industries	01562	Spencer	MA	40.0	0.0			40.0					40.0
				Greenwood Industries	01606	Worcester	MA	8.0	0.0			8.5					8.0
				Greenwood Industries	01610	Worcester	MA	8.0	0.0				8.0				8.0
				Greenwood Industries	01920		MA	8.0	0.0			8.5					8.0
				Greenwood Industries	02153	Medford	MA	74.0	0.0			74.5					74.0
				Greenwood Industries	02176	Melrose	MA	8.0	0.0			8.0					8.0
				Greenwood Industries	02184	Braintree	MA	32.0	0.0			32.0					32.0
				Greenwood Industries	02351	Abington	MA	58.0	0.0			58.0					58.0
				Greenwood Industries	02748	South Dartmouth	MA	8.0	0.0			8.0					8.0
				Greenwood Industries	02770	Rochester	MA	2.0	0.0			2.5					2.0
				H. Carr & Sons, Inc.	01840	Lawrence	MA	7.0	0.0				7.0				7.0
				H. Carr & Sons, Inc.	01840	Lawrence	MA	18.0	0.0				18.5				18.0
				H. Carr & Sons, Inc.	01841	Lawrence	MA	134.0	0.0				134.0				134.0
				H. Carr & Sons, Inc.	01843	Lawrence	MA	2.0	0.0				2.5				2.0
				H. Carr & Sons, Inc.	01851	Lowell	MA	234.0	0.0				234.0				234.0
				H. Carr & Sons, Inc.	01902	Lynn	MA	99.0	0.0			99.0					99.0
				H. Carr & Sons, Inc.	01923	Danvers	MA	439.0	0.0			439.0					439.0
				H. Carr & Sons, Inc.	01938	Ipswich	MA	995.0	0.0			995.0					995.0
				H. Carr & Sons, Inc.	01970	Salem	MA	318.0	0.0			318.0					318.0
				H. Carr & Sons, Inc.	02125	Dorchester	MA	335.0	0.0				335.0				335.0
				H. Carr & Sons, Inc.	02128	Boston	MA	352.0	0.0				352.5				352.0
				H. Carr & Sons, Inc.	02128	Boston	MA	8.0	0.0				8.0				8.0
				H. Carr & Sons, Inc.	02324	Bridgewater	MA	8.0	0.0			8.0					8.0
				H. Carr & Sons, Inc.	02721	Fall River	MA	216.0	0.0			216.0					216.0
				H. Carr & Sons, Inc.	02771	Seekonk	MA	106.0	0.0			106.0					106.0
				H. Carr & Sons, Inc.	02871	Portsmouth	RI	14.0	0.0			14.0					14.0
				H. Carr & Sons, Inc.	02895	Woonsocket	RI	98.0	0.0				98.0				98.0
				H. Carr & Sons, Inc.	02896	North Smithfield	RI	92.0	0.0				92.0				92.0
				H. Carr & Sons, Inc.	02911	North Providence	RI	24.0	0.0				24.0				24.0
				H. Carr & Sons, Inc.	03062	Nashua	NH	221.0	0.0				221.0				221.0
				H. Carr & Sons, Inc.	03063	Nashua	NH	172.0	0.0			172.0					172.0
				H. Carr & Sons, Inc.	03076	Pelham	NH	725.0	0.0				725.0				725.0
				H. Carr & Sons, Inc.	03079	Salem	NH	23.0	0.0			23.0					23.0
				H. Carr & Sons, Inc.	03079	Salem	NH	148.0	0.0			148.0					148.0
				H. Carr & Sons, Inc.	03102	Manchester	NH	498.0	0.0			498.0					498.0
				H. Carr & Sons, Inc.	03103	Manchester	NH	543.0	0.0				543.0				543.0
				H. Carr & Sons, Inc.	03104	Manchester	NH	377.0	0.0			377.0					377.0
				H. Carr & Sons, Inc.	03218	Barnstead	NH	155.0	0.0			155.0					155.0

Project	Phase	Project Name	General Contractor Name	Company Name	Zip Code	City	State	Male	Female	Asian	Black/African American/Cape Verdean	Caucasian	Hispanic	Native American/Eskimo/Aleut	Minority - Other	Other	Total Hours Reported
				H. Carr & Sons, Inc.	03235	Franklin	NH	108.0	0.0				108.0				108.0
				H. Carr & Sons, Inc.	03833	Exeter	NH	549.0	0.0				549.0				549.0
				H. Carr & Sons, Inc.	03857	Newmarket	NH	1,252.0	0.0			1,251.5					1,252.0
				H. Carr & Sons, Inc.	03873	Sandown	NH	53.0	0.0				53.0				53.0
				H.B. Welding, Inc.	01570	Webster	MA	56.0	0.0				56.0				56.0
				H.B. Welding, Inc.	01583	West Boylston	MA	112.0	0.0				112.0				112.0
				H.B. Welding, Inc.	01602	Worcester	MA	291.0	0.0				291.0				291.0
				H.B. Welding, Inc.	01612	Paxton	MA	96.0	0.0				96.0				96.0
				H.B. Welding, Inc.	02726	Somerset	MA	72.0	0.0				72.0				72.0
				H.B. Welding, Inc.	02790	Westport	MA	48.0	0.0				48.0				48.0
				H.B. Welding, Inc.	02816	Coventry	RI	48.0	0.0				48.0				48.0
				H.B. Welding, Inc.	02825	Foster	RI	16.0	0.0				16.0				16.0
				H.B. Welding, Inc.	02827	Greene	RI	128.0	0.0				128.0				128.0
				H.B. Welding, Inc.	02857	North Scituate	RI	130.0	0.0				130.0				130.0
				H.B. Welding, Inc.	02865	Lincoln	RI	32.0	0.0				32.0				32.0
				H.B. Welding, Inc.	02896	North Smithfield	RI	8.0	0.0				8.0				8.0
				H.B. Welding, Inc.	02904	Providence	RI	16.0	0.0				16.0				16.0
				Huntington Controls, Inc.	01748	Hopkinton	MA	14.0	0.0				14.5				14.0
				Huntington Controls, Inc.	01844	Methuen	MA	250.0	0.0				249.5				250.0
				Huntington Controls, Inc.	01880	Wakefield	MA	848.0	0.0				848.0				848.0
				Huntington Controls, Inc.	01970	Salem	MA	593.0	0.0				593.0				593.0
				Huntington Controls, Inc.	02019	Bellingham	MA	28.0	0.0				28.5				28.0
				Huntington Controls, Inc.	02780	Taunton	MA	36.0	0.0				36.0				36.0
				Huntington Controls, Inc.	03052	Litchfield	NH	8.0	0.0				8.0				8.0
				John Carlo Woodworking, Inc.	01923	Danvers	MA	16.0	0.0				16.0				16.0
				John Carlo Woodworking, Inc.	02118	Boston	MA	307.0	0.0	307.0							307.0
				John Carlo Woodworking, Inc.	02169	Quincy	MA	166.0	0.0				166.0				166.0
				John Carlo Woodworking, Inc.	02324	Bridgewater	MA	366.0	0.0				366.0				366.0
				K & K Acoustical Ceilings, Inc.	01826	Dracut	MA	50.0	0.0				50.0				50.0
				K & K Acoustical Ceilings, Inc.	01852	Lowell	MA	126.0	0.0				126.0				126.0
				K & K Acoustical Ceilings, Inc.	01873			22.0	0.0				22.0				22.0
				K & K Acoustical Ceilings, Inc.	01876	Tewksbury	MA	117.0	0.0				117.0				117.0
				K & K Acoustical Ceilings, Inc.	01879	Tyngsboro	MA	16.0	0.0				16.0				16.0
				K & K Acoustical Ceilings, Inc.	01905	Lynn	MA	148.0	0.0				148.0				148.0
				K & K Acoustical Ceilings, Inc.	01923	Danvers	MA	16.0	0.0				16.0				16.0
				K & K Acoustical Ceilings, Inc.	03038	Derry	NH	48.0	0.0				48.0				48.0
				K & K Acoustical Ceilings, Inc.	03051	Hudson	NH	32.0	0.0				32.0				32.0
				K & K Acoustical Ceilings, Inc.	03103	Manchester	NH	8.0	0.0				8.0				8.0
				Kone, Inc.	01450	Groton	MA	24.0	0.0				24.0				24.0
				Kone, Inc.	02190	South Weymouth	MA	80.0	0.0				80.0				80.0
				Kone, Inc.	02780	Taunton	MA	0.0	10.0				10.0				10.0
				Kone, Inc.	02896	North Smithfield	RI	6.0	0.0				5.5				6.0
				Kone, Inc.	03038	Derry	NH	163.0	0.0				163.3				163.0
				Kone, Inc.	03060	Nashua	NH	2.0	0.0				2.0				2.0
				Kone, Inc.	03281	Weare	NH	28.0	0.0				28.0				28.0
				Kone, Inc.	03870	Rye	NH	19.0	0.0				19.0				19.0
				Pavilion Floors Inc.	01331	Athol	MA	32.0	0.0			32.0					32.0
				Pavilion Floors Inc.	01550	Southbridge	MA	20.0	0.0				20.5				20.0
				Pavilion Floors Inc.	01876	Tewksbury	MA	12.0	0.0				12.0				12.0
				Pavilion Floors Inc.	01902	Lynn	MA	28.0	0.0				28.0				28.0
				Pavilion Floors Inc.	01922	Byfield	MA	8.0	0.0				8.5				8.0
				Pavilion Floors Inc.	01960	Peabody	MA	149.0	0.0				149.0				149.0
				Pavilion Floors Inc.	02050	Marshfield	MA	20.0	0.0				20.5				20.0
				Pavilion Floors Inc.	02128	Boston	MA	16.0	0.0				16.0				16.0
				Pavilion Floors Inc.	02148	Malden	MA	8.0	0.0				8.0				8.0
				Pavilion Floors Inc.	02149	Everett	MA	60.0	0.0				60.0				60.0
				Pavilion Floors Inc.	02151	Revere	MA	8.0	0.0				8.0				8.0
				Pavilion Floors Inc.	02180	Stoneham	MA	32.0	0.0				32.0				32.0
				Pavilion Floors Inc.	02302	Brockton	MA	146.0	0.0			48.0	98.0				146.0
				R.M. Technologies, Inc.	01841	Lawrence	MA	24.0	0.0				24.0				24.0
				R.M. Technologies, Inc.	02474	Arlington	MA	24.0	0.0				24.0				24.0
				Robert W. Irvine & Sons, Inc.	01801	Woburn	MA	16.0	0.0				16.0				16.0
				Robert W. Irvine & Sons, Inc.	01875			547.0	0.0				547.0				547.0
				Robert W. Irvine & Sons, Inc.	01907	Swampscott	MA	116.0	0.0				116.5				116.0
				Robert W. Irvine & Sons, Inc.	01908	Nahant	MA	46.0	80.0				125.5				126.0
				Robert W. Irvine & Sons, Inc.	02356	North Easton	MA	83.0	0.0				83.0				83.0
				Robert W. Irvine & Sons, Inc.	03079	Salem	NH	265.0	0.0				265.0				265.0
				S & F Concrete Contractors, Inc.	01453	Leominster	MA	8.0	0.0				8.5				8.0
				S & F Concrete Contractors, Inc.	01510	Clinton	MA	10.0	0.0				10.0				10.0
				S & F Concrete Contractors, Inc.	01532	Northborough	MA	59.0	0.0				59.0				59.0
				S & F Concrete Contractors, Inc.	01564	Sterling	MA	10.0	0.0				10.5				10.0
				S & F Concrete Contractors, Inc.	01568	Upton	MA	8.0	0.0				8.5				8.0
				S & F Concrete Contractors, Inc.	01570	Webster	MA	582.0	0.0				582.0				582.0
				S & F Concrete Contractors, Inc.	01588	Whitinsville	MA	10.0	0.0				10.5				10.0
				S & F Concrete Contractors, Inc.	01740	Bolton	MA	4.0	0.0				4.0				4.0
				S & F Concrete Contractors, Inc.	01749	Hudson	MA	578.0	0.0			11.0	534.5	33.0			578.0
				S & F Concrete Contractors, Inc.	01752	Marlborough	MA	26.0	0.0				25.5				26.0
				S & F Concrete Contractors, Inc.	01757	Millford	MA	8.0	0.0				8.0				8.0
				S & F Concrete Contractors, Inc.	01772	Southborough	MA	116.0	0.0				115.5				116.0

Project	Phase	Project Name	General Contractor Name	Company Name	Zip Code	City	State	Male	Female	Asian	Black/African American/Cape Verdean	Caucasian	Hispanic	Native American/Eskimo/Aleut	Minority - Other	Other	Total Hours Reported
				S & F Concrete Contractors, Inc.	01960	Peabody	MA	26.0	0.0			25.5					26.0
				S & F Concrete Contractors, Inc.	01970	Salem	MA	10.0	0.0			10.5					10.0
				S & F Concrete Contractors, Inc.	02124	Dorchester Center	MA	8.0	0.0		8.5						8.0
				S & F Concrete Contractors, Inc.	02149	Everett	MA	236.0	0.0				235.5				236.0
				S & F Concrete Contractors, Inc.	03045	Goffstown	NH	8.0	0.0			8.5					8.0
				S & F Concrete Contractors, Inc.	03076	Pelham	NH	8.0	0.0			8.5					8.0
				Salem Glass Company	01824	Chelmsford	MA	330.0	0.0			330.0					330.0
				Salem Glass Company	01830	Haverhill	MA	240.0	0.0			240.0					240.0
				Salem Glass Company	01845	North Andover	MA	24.0	0.0				24.0				24.0
				Salem Glass Company	01908	Nahant	MA	141.0	0.0			141.0					141.0
				Salem Glass Company	01913	Amesbury	MA	280.0	0.0			280.0					280.0
				Salem Glass Company	01923	Danvers	MA	12.0	0.0			12.0					12.0
				Salem Glass Company	01923	Danvers	MA	24.0	0.0			24.0					24.0
				Salem Glass Company	01960	Peabody	MA	44.0	0.0			44.0					44.0
				Salem Glass Company	01960	Peabody	MA	4.0	0.0			3.5					4.0
				Salem Glass Company	01970	Salem	MA	93.0	0.0			93.0					93.0
				Salem Glass Company	01970	Salem	MA	87.0	0.0				87.0				87.0
				Salem Glass Company	02176	Melrose	MA	352.0	0.0			352.0					352.0
				Salem Glass Company	03044	Fremont	NH	36.0	0.0			35.5					36.0
				Salem Glass Company	03061	Nashua	NH	12.0	0.0			12.5					12.0
				Salem Glass Company	03076	Pelham	NH	5.0	0.0			5.0					5.0
				Salem Glass Company	03102	Manchester	NH	7.0	0.0			7.0					7.0
				Salem Glass Company	03103	Manchester	NH	24.0	0.0			24.0					24.0
				Salem Glass Company	03106	Hooksett	NH	13.0	0.0			13.0					13.0
				Salem Glass Company	03275	Suncook	NH	45.0	0.0			45.0					45.0
				Soep Companies / Soep Painting Corporation	01463	Pepperell	MA	32.0	0.0			32.0					32.0
				Soep Companies / Soep Painting Corporation	02122	Dorchester	MA	16.0	0.0	16.0							16.0
				The Dow Company, Inc.	01507	Charlton	MA	96.0	0.0			96.0					96.0
				The Dow Company, Inc.	01535	North Brookfield	MA	164.0	0.0			163.5					164.0
				The Dow Company, Inc.	01826	Dracut	MA	25.0	0.0			25.0					25.0
				The Dow Company, Inc.	01830	Haverhill	MA	120.0	0.0			120.5					120.0
				The Dow Company, Inc.	01832	Haverhill	MA	8.0	0.0			8.0					8.0
				The Dow Company, Inc.	01844	Methuen	MA	234.0	0.0			234.5					234.0
				The Dow Company, Inc.	01904	Lynn	MA	16.0	0.0				16.0				16.0
				The Dow Company, Inc.	01930	Gloucester	MA	8.0	0.0			8.5					8.0
				The Dow Company, Inc.	02114	Boston	MA	8.0	0.0		8.0						8.0
				The Dow Company, Inc.	02128	Boston	MA	13.0	0.0				13.0				13.0
				The Dow Company, Inc.	02148	Malden	MA	58.0	0.0				57.5				58.0
				The Dow Company, Inc.	02155	Medford	MA	25.0	0.0			25.0					25.0
				The Dow Company, Inc.	02720	Fall River	MA	24.0	0.0			24.0					24.0
				The Dow Company, Inc.	02747	North Dartmouth	MA	34.0	0.0			34.0					34.0
				The Dow Company, Inc.	02764	North Dighton	MA	16.0	0.0			16.0					16.0
				The Dow Company, Inc.	02790	Westport	MA	26.0	0.0			25.5					26.0
				The Dow Company, Inc.	03038	Derry	NH	26.0	0.0			26.0					26.0
				The Dow Company, Inc.	03051	Hudson	NH	53.0	0.0			53.0					53.0
				The Dow Company, Inc.	03079	Salem	NH	70.0	0.0			70.0					70.0
				The Dow Company, Inc.	03833	Exeter	NH	164.0	0.0			163.5					164.0
				Thompson Company, Inc.	02180	Stoneham	MA	88.0	0.0				88.0				88.0
				Thompson Company, Inc.	02184	Braintree	MA	120.0	0.0			120.0					120.0
				Thompson Company, Inc.	02343	Holbrook	MA	28.0	0.0			28.0					28.0
				Wellington Sales & Installation Company, Inc.	02726	Somerset	MA	35.0	0.0			35.0					35.0
				Wellington Sales & Installation Company, Inc.	02777	Swansea	MA	60.0	0.0			60.0					60.0
				Wellington Sales & Installation Company, Inc.	02780	Taunton	MA	35.0	0.0			35.0					35.0
				West Floor Covering, Inc.	01603	Worcester	MA	6.0	0.0			6.0					6.0
				West Floor Covering, Inc.	01835	Haverhill	MA	224.0	0.0			224.0					224.0
				West Floor Covering, Inc.	01845	North Andover	MA	203.0	0.0			203.0					203.0
				West Floor Covering, Inc.	01880	Wakefield	MA	64.0	0.0			64.0					64.0
				West Floor Covering, Inc.	01887	Wilmington	MA	85.0	0.0			85.0					85.0
				West Floor Covering, Inc.	01960	Peabody	MA	104.0	0.0			104.0					104.0
				West Floor Covering, Inc.	02072	Stoughton	MA	8.0	0.0				8.0				8.0
				West Floor Covering, Inc.	02128	Boston	MA	68.0	0.0			68.5					68.0
				West Floor Covering, Inc.	02151	Revere	MA	8.0	0.0				8.0				8.0
				West Floor Covering, Inc.	02760	North Attleboro	MA	8.0	0.0			8.0					8.0
				West Floor Covering, Inc.	03038	Derry	NH	84.0	0.0			84.5					84.0
				Your Electrical Solution, Inc.	01604	Worcester	MA	80.0	0.0			80.0					80.0
				Your Electrical Solution, Inc.	01821	Billerica	MA	32.0	0.0			32.0					32.0
				Your Electrical Solution, Inc.	01841	Lawrence	MA	32.0	0.0				32.0				32.0
				Your Electrical Solution, Inc.	01876	Tewksbury	MA	0.0	30.0			30.0					30.0
				Your Electrical Solution, Inc.	01887	Wilmington	MA	224.0	0.0			224.0					224.0
				Your Electrical Solution, Inc.	01952	Salisbury	MA	510.0	0.0			510.0					510.0
				Your Electrical Solution, Inc.	01960	Peabody	MA	848.0	0.0			848.0					848.0
				Your Electrical Solution, Inc.	02021	Canton	MA	918.0	0.0			918.0					918.0
				Your Electrical Solution, Inc.	02038	Franklin	MA	126.0	0.0			126.0					126.0
				Your Electrical Solution, Inc.	02043	Hingham	MA	772.0	0.0			772.0					772.0
				Your Electrical Solution, Inc.	02062	Norwood	MA	40.0	0.0			40.0					40.0
				Your Electrical Solution, Inc.	02072	Stoughton	MA	756.0	0.0			756.0					756.0
				Your Electrical Solution, Inc.	02132	West Roxbury	MA	366.0	0.0			366.5					366.0
				Your Electrical Solution, Inc.	02139	Cambridge	MA	871.0	0.0			871.0					871.0
				Your Electrical Solution, Inc.	02169	Quincy	MA	798.0	0.0			798.0					798.0

Project	Phase	Project Name	General Contractor Name	Company Name	Zip Code	City	State	Male	Female	Asian	Black/African American/Cape Verdean	Caucasian	Hispanic	Native American/Eskimo/Aleut	Minority - Other	Other	Total Hours Reported				
STC1401	HC1	Springfield Tech Community College - 2nd Floor Renovation, DPS Relocation	Kronenberger & Sons Restoration, Inc.	Your Electrical Solution, Inc.	02169	Quincy	MA	128.0	0.0				128.0				128.0				
				Your Electrical Solution, Inc.	02324	Bridgewater	MA	893.0	0.0											893.0	
				Your Electrical Solution, Inc.	02338	Halifax	MA	740.0	0.0							740.0					740.0
				Your Electrical Solution, Inc.	02359	Pembroke	MA	208.0	0.0							208.0					208.0
				Your Electrical Solution, Inc.	02360	Plymouth	MA	888.0	0.0							887.5					888.0
				Your Electrical Solution, Inc.	02745	New Bedford	MA	392.0	0.0							392.5					392.0
				Your Electrical Solution, Inc.	02767	Raynham	MA	8.0	0.0							8.0					8.0
				Your Electrical Solution, Inc.	03051	Hudson	NH	1,270.0	0.0							1,270.5					1,270.0
				Your Electrical Solution, Inc.	03263	Pittsfield	NH	758.0	0.0							758.0					758.0
				Your Electrical Solution, Inc.	03811	Atkinson	NH	1,151.0	0.0							1,151.0					1,151.0
				Central Ceilings, Inc.	01340	Colrain	MA	56.0	0.0							56.0					56.0
				Dandis Contracting, Inc.	01606	Worcester	MA	8.0	0.0							8.0					8.0
				Dandis Contracting, Inc.	02072	Stoughton	MA	112.0	0.0								112.0				112.0
				Dandis Contracting, Inc.	02131	Roslindale	MA	24.0	0.0								24.0				24.0
				Dandis Contracting, Inc.	02149	Everett	MA	48.0	0.0							48.0					48.0
				Hampshire Fire Protection, LLC	01056	Ludlow	MA	39.0	0.0							39.0					39.0
				Kapiloff's Glass, Inc.	01267	Williamstown	MA	16.0	0.0						7.8		8.3				16.0
				Kapiloff's Glass, Inc.	02138	Cambridge	MA	7.0	0.0								7.3				7.0
				Kronenberger & Sons Restoration, Inc.	01104	Springfield	MA	22.0	0.0									21.5			22.0
				Kronenberger & Sons Restoration, Inc.	01331	Athol	MA	2.0	0.0								2.5				2.0
				Kronenberger & Sons Restoration, Inc.	01364	Orange	MA	96.0	0.0								96.0				96.0
Kronenberger & Sons Restoration, Inc.	06010	Bristol	CT	467.0	0.0								467.0				467.0				
Kronenberger & Sons Restoration, Inc.	06037	Berlin	CT	24.0	0.0								24.0				24.0				
Kronenberger & Sons Restoration, Inc.	06450	Meriden	CT	4.0	0.0								4.0				4.0				
Kronenberger & Sons Restoration, Inc.	06457	Middletown	CT	6.0	0.0								6.0				6.0				
Salamon Flooring, Inc.	01089	West Springfield	MA	68.0	0.0								68.5				68.0				
Zap Electric, Inc.	01020	Chicopee	MA	40.0	0.0								40.0				40.0				
Zap Electric, Inc.	01069	Palmer	MA	56.0	0.0								56.0				56.0				
Zap Electric, Inc.	01085	Westfield	MA	122.0	0.0								122.5				122.0				
Zap Electric, Inc.	01107	Springfield	MA	77.0	0.0								77.0				77.0				
Zap Electric, Inc.	01151	Indian Orchard	MA	75.0	0.0								75.0				75.0				
STC1402	DC1	Construction Management Services Springfield Technical Community College Renovations to Building 19	Consigli Construction, Co., Inc.	Absolute Environmental, Inc.	01841	Lawrence	MA	40.0	0.0					40.0				40.0			
				Absolute Environmental, Inc.	01842	Lawrence	MA	40.0	0.0							40.0				40.0	
				Absolute Environmental, Inc.	06106	Hartford	CT	112.0	0.0							112.0				112.0	
				Adams Plumbing & Heating, Inc.	01013	Chicopee	MA	65.0	0.0							65.0				65.0	
				Adams Plumbing & Heating, Inc.	01027	Easthampton	MA	194.0	0.0							193.5					194.0
				Adams Plumbing & Heating, Inc.	01057	Monson	MA	8.0	0.0							8.0					8.0
				Adams Plumbing & Heating, Inc.	01071	Russell	MA	32.0	0.0							32.0					32.0
				Adams Plumbing & Heating, Inc.	01077	Southwick	MA	6.0	0.0							6.0					6.0
				Adams Plumbing & Heating, Inc.	01096	Williamsburg	MA	7.0	0.0							7.0					7.0
				Adams Plumbing & Heating, Inc.	01220	Adams	MA	44.0	0.0							44.0					44.0
				Adams Plumbing & Heating, Inc.	01225	Cheshire	MA	3.0	0.0							3.0					3.0
				Adams Plumbing & Heating, Inc.	01247	North Adams	MA	36.0	0.0							35.5					36.0
				American Environmental, Inc.	01089	West Springfield	MA	107.0	0.0								107.0				107.0
				American Environmental, Inc.	01105	Springfield	MA	330.0	0.0								330.0				330.0
				American Environmental, Inc.	01118	Springfield	MA	28.0	0.0							28.0					28.0
				American Environmental, Inc.	01119	Springfield	MA	122.0	0.0								122.5				122.0
				American Environmental, Inc.	01841	Lawrence	MA	150.0	0.0								150.0				150.0
				American Environmental, Inc.	10573	Port Chester	NY	24.0	0.0								24.0				24.0
				B-G Mechanical Contractors, Inc.	01013	Chicopee	MA	406.0	0.0							406.0					406.0
				B-G Mechanical Contractors, Inc.	01020	Chicopee	MA	10.0	0.0							10.0					10.0
				B-G Mechanical Contractors, Inc.	01028	East Longmeadow	MA	745.0	0.0							745.0					745.0
				B-G Mechanical Contractors, Inc.	01053	Leeds	MA	20.0	0.0							20.0					20.0
				B-G Mechanical Contractors, Inc.	01073	Southampton	MA	144.0	0.0							144.0					144.0
				B-G Mechanical Contractors, Inc.	01085	Westfield	MA	80.0	0.0							80.0					80.0
				B-G Mechanical Contractors, Inc.	01089	West Springfield	MA	32.0	0.0							32.0					32.0
				B-G Mechanical Contractors, Inc.	01201	Pittsfield	MA	64.0	0.0							64.0					64.0
				B-G MECHANICAL SERVICE INC	01056	Ludlow	MA	6.0	0.0								6.0				6.0
				B-G MECHANICAL SERVICE INC	01085	Westfield	MA	2.0	0.0								2.0				2.0
				B-G MECHANICAL SERVICE INC	01108	Springfield	MA	20.0	0.0								20.0				20.0
				Cherry Hill Glass Company, Inc.	01020	Chicopee	MA	24.0	0.0								24.0				24.0
				Cherry Hill Glass Company, Inc.	06450	Meriden	CT	20.0	0.0								20.0				20.0
				Cherry Hill Glass Company, Inc.	06469	Moodus	CT	48.0	0.0								48.0				48.0
				Cogswell Sprinkler Company, Inc.	01020	Chicopee	MA	8.0	0.0								8.0				8.0
				Cogswell Sprinkler Company, Inc.	01469	Townsend	MA	8.0	0.0								8.0				8.0
				Cogswell Sprinkler Company, Inc.	01510	Clinton	MA	8.0	0.0								8.0				8.0
				Cogswell Sprinkler Company, Inc.	01550	Southbridge	MA	24.0	0.0								24.0				24.0
				Cogswell Sprinkler Company, Inc.	01570	Webster	MA	48.0	0.0								48.0				48.0
				Cogswell Sprinkler Company, Inc.	01604	Worcester	MA	120.0	0.0								119.5				120.0
				Cogswell Sprinkler Company, Inc.	01605	Worcester	MA	56.0	0.0						55.5						56.0
				Cogswell Sprinkler Company, Inc.	01756	Mendon	MA	8.0	0.0								8.5				8.0
				Cogswell Sprinkler Company, Inc.	02771	Seekonk	MA	8.0	0.0								8.0				8.0
Collins Electric Company	01001	Agawam	MA	318.0	0.0								317.5				318.0				
Collins Electric Company	01020	Chicopee	MA	376.0	0.0								376.5				376.0				
Collins Electric Company	01027	Easthampton	MA	258.0	0.0								257.5				258.0				

Project	Phase	Project Name	General Contractor Name	Company Name	Zip Code	City	State	Male	Female	Asian	Black/African American/Cape Verdean	Caucasian	Hispanic	Native American/Eskimo/Aleut	Minority - Other	Other	Total Hours Reported
				Collins Electric Company	01028	East Longmeadow	MA	125.0	0.0			125.0					125.0
				Collins Electric Company	01036	Hampden	MA	38.0	0.0								38.0
				Collins Electric Company	01057	Monson	MA	208.0	0.0			208.0					208.0
				Collins Electric Company	01069	Palmer	MA	72.0	0.0				72.5				72.0
				Collins Electric Company	01075	South Hadley	MA	232.0	0.0			232.0					232.0
				Collins Electric Company	01080	Three Rivers	MA	76.0	0.0			76.0					76.0
				Collins Electric Company	01083	Warren	MA	22.0	0.0			22.0					22.0
				Collins Electric Company	01085	Westfield	MA	6.0	0.0			6.0					6.0
				Collins Electric Company	01104	Springfield	MA	92.0	0.0			91.5					92.0
				Collins Electric Company	01104	Springfield	MA	30.0	0.0		30.0						30.0
				Collins Electric Company	01108	Springfield	MA	16.0	0.0			16.0					16.0
				Collins Electric Company	01109	Springfield	MA	135.0	0.0		135.0						135.0
				Collins Electric Company	01129	Springfield	MA	0.0	72.0				72.5				72.0
				Collins Electric Company	01151	Indian Orchard	MA	36.0	0.0		36.0						36.0
				Collins Electric Company	01337	Barnardston	MA	49.0	0.0			49.0					49.0
				Collins Electric Company	01376	Turners Falls	MA	332.0	0.0			331.5					332.0
				Collins Electric Company	01378	Warwick	MA	64.0	0.0			63.5					64.0
				Collins Electric Company	01562	Spencer	MA	170.0	0.0		170.5						170.0
				Collins Electric Company	06067	Rocky Hill	CT	82.0	0.0			81.5					82.0
				Collins Electric Company	06450	Meriden	CT	20.0	0.0				19.5				20.0
				Connecticut Drywall Finishing, Inc.	01040	Holyoke	MA	85.0	0.0			85.0					85.0
				Connecticut Drywall Finishing, Inc.	01071	Russell	MA	7.0	0.0			7.0					7.0
				Construction Labor Unlimited Inc.	01033	Granby	MA	39.0	0.0			39.0					39.0
				Construction Labor Unlimited Inc.	01128	Springfield	MA	29.0	0.0			29.0					29.0
				Construction Labor Unlimited Inc.	06106	Hartford	CT	45.0	0.0				45.0				45.0
				Construction Labor Unlimited Inc.	10465	Bronx	NY	8.0	0.0			8.0					8.0
				Everett J. Prescott, Inc.	01020	Chicopee	MA	8.0	0.0			7.8					8.0
				Gagliarducci Construction, Inc.	01151	Indian Orchard	MA	88.0	0.0		88.0						88.0
				Gagliarducci Construction, Inc.	01201	Pittsfield	MA	0.0	152.0			152.0					152.0
				Industrial Mechanical Insulation Corp.	01057	Monson	MA	20.0	0.0			20.0					20.0
				Industrial Mechanical Insulation Corp.	01089	West Springfield	MA	6.0	0.0			5.5					6.0
				Insulation Contractor of New England	01020	Chicopee	MA	24.0	0.0			24.0					24.0
				Insulation Contractor of New England	01027	Easthampton	MA	16.0	0.0			16.0					16.0
				Insulation Contractor of New England	01040	Holyoke	MA	4.0	0.0				4.0				4.0
				J.L. Marshall & Sons, Inc.	01020	Chicopee	MA	80.0	0.0			80.0					80.0
				J.L. Marshall & Sons, Inc.	01027	Easthampton	MA	316.0	0.0			316.0					316.0
				J.L. Marshall & Sons, Inc.	01028	East Longmeadow	MA	471.0	0.0			471.0					471.0
				J.L. Marshall & Sons, Inc.	01040	Holyoke	MA	21.0	0.0			21.0					21.0
				J.L. Marshall & Sons, Inc.	01050	Huntington	MA	478.0	0.0			478.0					478.0
				J.L. Marshall & Sons, Inc.	01053	Leeds	MA	10.0	0.0			10.0					10.0
				J.L. Marshall & Sons, Inc.	01057	Monson	MA	80.0	0.0			80.0					80.0
				J.L. Marshall & Sons, Inc.	01085	Westfield	MA	870.0	0.0			870.0					870.0
				J.L. Marshall & Sons, Inc.	01151	Indian Orchard	MA	271.0	0.0			271.0					271.0
				J.L. Marshall & Sons, Inc.	01201	Pittsfield	MA	257.0	0.0		178.0	79.0					257.0
				J.L. Marshall & Sons, Inc.	01237	Lanesboro	MA	32.0	0.0			32.0					32.0
				J.L. Marshall & Sons, Inc.	01301	Greenfield	MA	562.0	0.0			562.0					562.0
				J.L. Marshall & Sons, Inc.	01344	Erving	MA	306.0	0.0			306.0					306.0
				J.L. Marshall & Sons, Inc.	01376	Turners Falls	MA	794.0	0.0			794.0					794.0
				J.L. Marshall & Sons, Inc.	01521	Holland	MA	240.0	0.0			240.0					240.0
				J.L. Marshall & Sons, Inc.	01529	Millville	MA	32.0	0.0			32.0					32.0
				J.L. Marshall & Sons, Inc.	01534	Northbridge	MA	14.0	0.0			14.0					14.0
				J.L. Marshall & Sons, Inc.	01588	Whitinsville	MA	45.0	0.0			45.0					45.0
				J.L. Marshall & Sons, Inc.	01749	Hudson	MA	38.0	0.0			38.0					38.0
				J.L. Marshall & Sons, Inc.	02019	Bellingham	MA	288.0	0.0			288.0					288.0
				J.L. Marshall & Sons, Inc.	02038	Franklin	MA	183.0	0.0			183.0					183.0
				J.L. Marshall & Sons, Inc.	02703	Attleboro	MA	312.0	0.0			279.5	32.0				312.0
				J.L. Marshall & Sons, Inc.	02724	Fall River	MA	10.0	0.0		10.0						10.0
				J.L. Marshall & Sons, Inc.	02747	North Dartmouth	MA	9.0	0.0			9.0					9.0
				J.L. Marshall & Sons, Inc.	02760	North Attleboro	MA	11.0	0.0			11.0					11.0
				J.L. Marshall & Sons, Inc.	02777	Swansea	MA	14.0	0.0			13.5					14.0
				J.L. Marshall & Sons, Inc.	02780	Taunton	MA	22.0	0.0			21.5					22.0
				J.L. Marshall & Sons, Inc.	02808	Bradford	RI	33.0	0.0			33.0					33.0
				J.L. Marshall & Sons, Inc.	02857	North Scituate	RI	18.0	0.0			18.0					18.0
				J.L. Marshall & Sons, Inc.	02860	Pawtucket	RI	34.0	0.0			33.5					34.0
				J.L. Marshall & Sons, Inc.	02861	Pawtucket	RI	8.0	0.0		8.0						8.0
				J.L. Marshall & Sons, Inc.	02864	Cumberland	RI	22.0	0.0			22.0					22.0
				J.L. Marshall & Sons, Inc.	02889	Warwick	RI	18.0	0.0			18.0					18.0
				J.L. Marshall & Sons, Inc.	02911	North Providence	RI	24.0	0.0			24.0					24.0
				J.L. Marshall & Sons, Inc.	02914	East Providence	RI	79.0	0.0			79.0					79.0
				J.L. Marshall & Sons, Inc.	02915	Riverside	RI	32.0	0.0			32.0					32.0
				J.L. Marshall & Sons, Inc.	02917	Smithfield	RI	56.0	0.0			55.5					56.0
				J.L. Marshall & Sons, Inc.	03053	Londonderry	NH	31.0	0.0			31.0					31.0
				J.L. Marshall & Sons, Inc.	03103	Manchester	NH	40.0	0.0			40.0					40.0
				J.L. Marshall & Sons, Inc.	06051	New Britain	CT	328.0	0.0				328.0				328.0
				J.L. Marshall & Sons, Inc.	06268	Storrs Mansfield	CT	229.0	0.0			229.0					229.0
				J.L. Marshall & Sons, Inc.	06450	Meriden	CT	363.0	0.0				363.0				363.0
				J.L. Marshall & Sons, Inc.	06483	Seymour	CT	796.0	0.0			796.5					796.0
				Professional Drywall Construction	01001	Agawam	MA	86.0	0.0			86.0					86.0
				Professional Drywall Construction	01007	Belchertown	MA	86.0	0.0			86.0					86.0

Project	Phase	Project Name	General Contractor Name	Company Name	Zip Code	City	State	Male	Female	Asian	Black/African American/Cape Verdean	Caucasian	Hispanic	Native American/Eskimo/Aleut	Minority - Other	Other	Total Hours Reported
				Professional Drywall Construction	01010	Brimfield	MA	59.0	0.0			59.0					59.0
				Professional Drywall Construction	01056	Ludlow	MA	373.0	0.0			373.0					373.0
				Professional Drywall Construction	01075	South Hadley	MA	80.0	0.0			80.0					80.0
				Professional Drywall Construction	01085	Westfield	MA	24.0	0.0			24.0					24.0
				Professional Drywall Construction	01095	Wilbraham	MA	770.0	0.0			770.0					770.0
				Professional Drywall Construction	01104	Springfield	MA	40.0	0.0			40.0					40.0
				Professional Drywall Construction	01105	Springfield	MA	0.0	76.0				76.0				76.0
				Professional Drywall Construction	01109	Springfield	MA	0.0	72.0		72.0						72.0
				Professional Drywall Construction	01201	Pittsfield	MA	88.0	0.0			88.0					88.0
				Professional Drywall Construction	06037	Berlin	CT	64.0	0.0			64.0					64.0
				Professional Drywall Construction	06042	Manchester	CT	72.0	0.0			72.0					72.0
				Professional Drywall Construction	06071	Somers	CT	40.0	0.0			40.0					40.0
				Professional Drywall Construction	06074	South Windsor	CT	320.0	0.0			320.0					320.0
				Professional Drywall Construction	06082	Enfield	CT	7.0	0.0			7.0					7.0
				Professional Drywall Construction	06111	Newington	CT	16.0	0.0			16.0					16.0
				Professional Drywall Construction	06360	Norwich	CT	63.0	0.0			63.0					63.0
				Professional Drywall Construction	06457	Middletown	CT	16.0	0.0			16.0					16.0
				Riggs Contracting, Inc.	01013	Chicopee	MA	58.0	0.0			58.0					58.0
				Riggs Contracting, Inc.	01053	Leeds	MA	979.0	0.0			979.0					979.0
				Riggs Contracting, Inc.	01056	Ludlow	MA	510.0	0.0			510.0					510.0
				Riggs Contracting, Inc.	01068	Oakham	MA	104.0	0.0			104.0					104.0
				Riggs Contracting, Inc.	01072	Shutesbury	MA	1,154.0	0.0			1,153.5					1,154.0
				Riggs Contracting, Inc.	01075	South Hadley	MA	1,153.0	0.0			1,153.0					1,153.0
				Riggs Contracting, Inc.	01083	Warren	MA	8.0	0.0			8.0					8.0
				Riggs Contracting, Inc.	01095	Wilbraham	MA	341.0	0.0			341.0					341.0
				Riggs Contracting, Inc.	01104	Springfield	MA	493.0	0.0			493.0					493.0
				Riggs Contracting, Inc.	01109	Springfield	MA	16.0	0.0		16.0						16.0
				Riggs Contracting, Inc.	01220	Adams	MA	941.0	0.0			941.0					941.0
				Riggs Contracting, Inc.	01344	Erving	MA	40.0	0.0			40.0					40.0
				Riggs Contracting, Inc.	01370	Shelburne Falls	MA	120.0	0.0			120.0					120.0
				Riggs Contracting, Inc.	01501	Auburn	MA	104.0	0.0			104.0					104.0
				Riggs Contracting, Inc.	01507	Charlton	MA	88.0	0.0			88.0					88.0
				Riggs Contracting, Inc.	01531	New Braintree	MA	285.0	0.0			285.0					285.0
				Riggs Contracting, Inc.	01545	Shrewsbury	MA	56.0	0.0			56.0					56.0
				Riggs Contracting, Inc.	01550	Southbridge	MA	56.0	0.0			56.0					56.0
				Riggs Contracting, Inc.	01569	Uxbridge	MA	270.0	0.0			270.0					270.0
				Riggs Contracting, Inc.	01570	Webster	MA	120.0	0.0			120.0					120.0
				Riggs Contracting, Inc.	01854	Lowell	MA	64.0	0.0				63.5				64.0
				Riggs Contracting, Inc.	03466	West Chesterfield	NH	196.0	0.0			196.0					196.0
				Riggs Contracting, Inc.	06071	Somers	CT	486.0	0.0			486.0					486.0
				Riggs Contracting, Inc.	06074	South Windsor	CT	474.0	0.0			474.0					474.0
				Safway Services, LLC	01056	Ludlow	MA	84.0	0.0			84.0					84.0
				Safway Services, LLC	01105	Springfield	MA	76.0	0.0		76.0						76.0
				Safway Services, LLC	01151	Indian Orchard	MA	76.0	0.0				76.0				76.0
				Safway Services, LLC	01605	Worcester	MA	24.0	0.0		24.0						24.0
				Safway Services, LLC	06002	Bloomfield	CT	48.0	0.0		48.0						48.0
				SMJ Metal Company, Inc.	01027	Easthampton	MA	40.0	0.0			40.0					40.0
				SMJ Metal Company, Inc.	01035	Hadley	MA	70.0	0.0			69.5					70.0
				SMJ Metal Company, Inc.	01039	Haydenville	MA	24.0	0.0			24.0					24.0
				SMJ Metal Company, Inc.	01073	Southampton	MA	76.0	0.0			75.5					76.0
				SMJ Metal Company, Inc.	01075	South Hadley	MA	32.0	0.0			32.0					32.0
				Synergy Electrical Systems, LLC	01071	Russell	MA	14.0	0.0			14.0					14.0
				Synergy Electrical Systems, LLC	01085	Westfield	MA	7.0	0.0			7.0					7.0
				Titan Roofing, Inc.	01020	Chicopee	MA	550.0	0.0			550.0					550.0
				Titan Roofing, Inc.	01033	Granby	MA	157.0	0.0			157.0					157.0
				Titan Roofing, Inc.	01057	Monson	MA	246.0	0.0			245.5					246.0
				Titan Roofing, Inc.	01073	Southampton	MA	104.0	0.0			104.0					104.0
				Titan Roofing, Inc.	01075	South Hadley	MA	109.0	0.0			109.0					109.0
				Titan Roofing, Inc.	01108	Springfield	MA	40.0	0.0			40.5					40.0
				Titan Roofing, Inc.	01507	Charlton	MA	182.0	0.0			182.5					182.0
				Titan Roofing, Inc.	01542	Rochdale	MA	70.0	0.0			70.5					70.0
				Titan Roofing, Inc.	05410		MA	72.0	0.0			72.0					72.0
				United Civil, Inc.	01028	East Longmeadow	MA	456.0	0.0			456.0					456.0
				United Civil, Inc.	01056	Ludlow	MA	811.0	0.0			811.0					811.0
				United Civil, Inc.	01057	Monson	MA	33.0	0.0			33.0					33.0
				United Civil, Inc.	01082	Ware	MA	189.0	0.0			189.0					189.0
				United Civil, Inc.	01220	Adams	MA	145.0	0.0			145.0					145.0
				United Civil, Inc.	01235	Hinsdale	MA	45.0	0.0			45.0					45.0
				United Civil, Inc.	01256	Savoy	MA	48.0	0.0			48.0					48.0
				United Civil, Inc.	01376	Turners Falls	MA	451.0	0.0			451.0					451.0
				United Civil, Inc.	01473	Westminster	MA	142.0	0.0			142.0					142.0
				United Civil, Inc.	01545	Shrewsbury	MA	180.0	0.0			180.0					180.0
				United Civil, Inc.	01801	Woburn	MA	3.0	0.0			3.0					3.0
				United Civil, Inc.	01931	Gloucester	MA	80.0	0.0			80.0					80.0
				United Civil, Inc.	02150	Chelsea	MA	703.0	0.0				703.0				703.0
				United Civil, Inc.	02721	Fall River	MA	16.0	0.0			16.0					16.0
				United Civil, Inc.	02724	Fall River	MA	425.0	0.0			425.0					425.0
				United Civil, Inc.	02780	Taunton	MA	94.0	0.0			94.0					94.0
				United Civil, Inc.	02790	Westport	MA	624.0	0.0			624.0					624.0

Project	Phase	Project Name	General Contractor Name	Company Name	Zip Code	City	State	Male	Female	Asian	Black/African American/Cape Verdean	Caucasian	Hispanic	Native American/Eskimo/Aleut	Minority - Other	Other	Total Hours Reported
				United Civil, Inc.	03461	Rindge	NH	92.0	0.0				92.0				92.0
				United Civil, Inc.	06093	West Suffield	CT	380.0	0.0				380.0				380.0
				United Civil, Inc.	06489	Southington	CT	230.0	0.0				230.0				230.0
				Universal Electric Company, Inc.	01033	Granby	MA	6.0	0.0				5.5				6.0
				Universal Electric Company, Inc.	01075	South Hadley	MA	5.0	31.0				36.0				36.0
				Universal Electric Company, Inc.	01089	West Springfield	MA	5.0	0.0				5.0				5.0
				Universal Electric Company, Inc.	01119	Springfield	MA	33.0	0.0				33.0				33.0
				Wayne J. Griffin Electric, Inc.	01036	Hampden	MA	72.0	0.0				72.0				72.0
				Wayne J. Griffin Electric, Inc.	01057	Monson	MA	20.0	0.0				20.0				20.0
				Wayne J. Griffin Electric, Inc.	01069	Palmer	MA	692.0	0.0				692.5				692.0
				Wayne J. Griffin Electric, Inc.	01080	Three Rivers	MA	529.0	0.0				529.0				529.0
				Wayne J. Griffin Electric, Inc.	01085	Westfield	MA	69.0	0.0			69.0					69.0
				Wayne J. Griffin Electric, Inc.	01089	West Springfield	MA	1.0	0.0				1.0				1.0
				Wayne J. Griffin Electric, Inc.	01104	Springfield	MA	6.0	0.0				6.0				6.0
				Wayne J. Griffin Electric, Inc.	01106	Longmeadow	MA	48.0	0.0				48.0				48.0
				Wayne J. Griffin Electric, Inc.	01462	Lunenburg	MA	13.0	0.0				13.0				13.0
				Wayne J. Griffin Electric, Inc.	01506	Brookfield	MA	908.0	0.0				907.5				908.0
				Wayne J. Griffin Electric, Inc.	06082	Enfield	CT	16.0	0.0				16.0				16.0
				Wayne J. Griffin Electric, Inc.	06108	East Hartford	CT	8.0	0.0			8.0					8.0
				Wayne J. Griffin Electric, Inc.	06118	East Hartford	CT	80.0	0.0			80.0					80.0
				Wayne J. Griffin Electric, Inc.	06277	Thompson	CT	120.0	0.0				120.0				120.0
				West Floor Covering, Inc.	02721	Fall River	MA	8.0	0.0				8.5				8.0
				Witch Enterprises, Inc.	01001	Agawam	MA	3.0	0.0				3.0				3.0
				Witch Enterprises, Inc.	01013	Chicopee	MA	4.0	0.0				4.0				4.0
				Witch Enterprises, Inc.	01020	Chicopee	MA	6.0	0.0				5.8				6.0
				Witch Enterprises, Inc.	01077	Southwick	MA	20.0	0.0				19.8				20.0
				Witch Enterprises, Inc.	01082	Ware	MA	13.0	0.0				13.0				13.0
				Witch Enterprises, Inc.	01085	Westfield	MA	12.0	0.0				12.3				12.0
				Witch Enterprises, Inc.	01109	Springfield	MA	14.0	0.0				14.3				14.0
				Witch Enterprises, Inc.	01253	Otis	MA	7.0	0.0				7.0				7.0
				Witch Enterprises, Inc.	06082	Enfield	CT	6.0	0.0				6.0				6.0
TRC0105	DC1	Construction Management Services New Lowell Trial Court	Dimeo Construction Company	E. Amanti and Sons, Inc.	01938	Ipswich	MA	16.0	0.0				16.5				16.0
				E. Amanti and Sons, Inc.	01960	Peabody	MA	26.0	0.0				26.5				26.0
				E. Amanti and Sons, Inc.	03887	Union	NH	38.0	0.0				37.5				38.0
				HUB Foundation Company, Inc.	01757	Millford	MA	564.0	0.0				563.5				564.0
				HUB Foundation Company, Inc.	01821	Billerica	MA	651.0	0.0				651.0				651.0
				HUB Foundation Company, Inc.	01826	Dracut	MA	0.0	42.0				41.5				42.0
				HUB Foundation Company, Inc.	01950	Newburyport	MA	93.0	0.0				93.0				93.0
				HUB Foundation Company, Inc.	01960	Peabody	MA	8.0	0.0				8.0				8.0
				HUB Foundation Company, Inc.	01969	Rowley	MA	20.0	0.0				19.5				20.0
				HUB Foundation Company, Inc.	02072	Stoughton	MA	726.0	0.0				725.5				726.0
				HUB Foundation Company, Inc.	02121	Dorchester	MA	8.0	0.0			8.0					8.0
				HUB Foundation Company, Inc.	02122	Dorchester	MA	16.0	0.0				16.5				16.0
				HUB Foundation Company, Inc.	02131	Roslindale	MA	38.0	0.0				38.5				38.0
				HUB Foundation Company, Inc.	02532	Buzzards Bay	MA	401.0	0.0				401.0				401.0
				HUB Foundation Company, Inc.	02536	East Falmouth	MA	392.0	0.0				392.0				392.0
				HUB Foundation Company, Inc.	03038	Derry	NH	166.0	0.0				166.0				166.0
				HUB Foundation Company, Inc.	03055	Millford	NH	326.0	0.0				325.5				326.0
				HUB Foundation Company, Inc.	03240	Grafton	NH	8.0	0.0				8.5				8.0
				J.L. Marshall & Sons, Inc.	01040	Holyoke	MA	160.0	0.0				160.0				160.0
				J.L. Marshall & Sons, Inc.	01151	Indian Orchard	MA	59.0	0.0				59.0				59.0
				J.L. Marshall & Sons, Inc.	01201	Pittsfield	MA	242.0	0.0			242.0					242.0
				J.L. Marshall & Sons, Inc.	01301	Greenfield	MA	40.0	0.0				40.5				40.0
				J.L. Marshall & Sons, Inc.	01453	Leominster	MA	604.0	0.0				603.5				604.0
				J.L. Marshall & Sons, Inc.	01460	Littleton	MA	438.0	0.0				438.5				438.0
				J.L. Marshall & Sons, Inc.	01529	Millville	MA	160.0	0.0				160.5				160.0
				J.L. Marshall & Sons, Inc.	01534	Northbridge	MA	42.0	0.0				41.5				42.0
				J.L. Marshall & Sons, Inc.	01536	North Grafton	MA	8.0	0.0			8.0					8.0
				J.L. Marshall & Sons, Inc.	01541	Princeton	MA	595.0	0.0				595.0				595.0
				J.L. Marshall & Sons, Inc.	01588	Whitinsville	MA	219.0	0.0				219.0				219.0
				J.L. Marshall & Sons, Inc.	01748	Hopkinton	MA	660.0	0.0				660.5				660.0
				J.L. Marshall & Sons, Inc.	01749	Hudson	MA	112.0	0.0				112.5				112.0
				J.L. Marshall & Sons, Inc.	01757	Millford	MA	814.0	0.0				813.5				814.0
				J.L. Marshall & Sons, Inc.	01826	Dracut	MA	646.0	466.0				1,112.0				1,112.0
				J.L. Marshall & Sons, Inc.	01830	Haverhill	MA	100.0	0.0				100.0				100.0
				J.L. Marshall & Sons, Inc.	01835	Haverhill	MA	172.0	0.0				172.0				172.0
				J.L. Marshall & Sons, Inc.	01844	Methuen	MA	251.0	0.0				251.0				251.0
				J.L. Marshall & Sons, Inc.	01850	Lowell	MA	740.0	0.0				740.0	546.0			740.0
				J.L. Marshall & Sons, Inc.	01852	Lowell	MA	416.0	195.0				610.5				611.0
				J.L. Marshall & Sons, Inc.	01854	Lowell	MA	464.0	0.0				464.0				464.0
				J.L. Marshall & Sons, Inc.	01862	North Billerica	MA	254.0	0.0				253.5				254.0
				J.L. Marshall & Sons, Inc.	01890	Winchester	MA	8.0	0.0				8.0				8.0
				J.L. Marshall & Sons, Inc.	01904	Lynn	MA	28.0	0.0				28.0				28.0
				J.L. Marshall & Sons, Inc.	02019	Bellingham	MA	272.0	0.0				271.5				272.0
				J.L. Marshall & Sons, Inc.	02038	Franklin	MA	245.0	0.0				245.0				245.0
				J.L. Marshall & Sons, Inc.	02171	Quincy	MA	16.0	0.0				16.0				16.0
				J.L. Marshall & Sons, Inc.	02421	Lexington	MA	8.0	0.0				8.0				8.0
				J.L. Marshall & Sons, Inc.	02451	Waltham	MA	28.0	0.0				28.0				28.0
				J.L. Marshall & Sons, Inc.	02468	Waban	MA	287.0	0.0				287.0				287.0

Project	Phase	Project Name	General Contractor Name	Company Name	Zip Code	City	State	Male	Female	Asian	Black/African American/Cape Verdean	Caucasian	Hispanic	Native American/Eskimo/Aleut	Minority - Other	Other	Total Hours Reported
				J.L. Marshall & Sons, Inc.	02703	Attleboro	MA	467.0	0.0				123.0	344.0			467.0
				J.L. Marshall & Sons, Inc.	02740	New Bedford	MA	217.0	0.0				217.0				217.0
				J.L. Marshall & Sons, Inc.	02745	New Bedford	MA	166.0	0.0				166.0				166.0
				J.L. Marshall & Sons, Inc.	02747	North Dartmouth	MA	60.0	0.0				60.0				60.0
				J.L. Marshall & Sons, Inc.	02760	North Attleboro	MA	362.0	0.0				361.5				362.0
				J.L. Marshall & Sons, Inc.	02780	Taunton	MA	8.0	0.0				8.5				8.0
				J.L. Marshall & Sons, Inc.	02857	North Scituate	RI	19.0	0.0				19.0				19.0
				J.L. Marshall & Sons, Inc.	02860	Pawtucket	RI	535.0	0.0			203.0		332.0			535.0
				J.L. Marshall & Sons, Inc.	02861	Pawtucket	RI	8.0	0.0			8.0					8.0
				J.L. Marshall & Sons, Inc.	02864	Cumberland	RI	33.0	0.0				33.0				33.0
				J.L. Marshall & Sons, Inc.	02889	Warwick	RI	11.0	0.0				11.0				11.0
				J.L. Marshall & Sons, Inc.	02903	Providence	RI	344.0	0.0					343.5			344.0
				J.L. Marshall & Sons, Inc.	02904	Providence	RI	347.0	0.0					347.0			347.0
				J.L. Marshall & Sons, Inc.	02908	Providence	RI	259.0	0.0				163.0				259.0
				J.L. Marshall & Sons, Inc.	02910	Cranston	RI	136.0	0.0				136.5	96.0			136.0
				J.L. Marshall & Sons, Inc.	02911	North Providence	RI	45.0	0.0				45.0				45.0
				J.L. Marshall & Sons, Inc.	02914	East Providence	RI	86.0	0.0				86.5				86.0
				J.L. Marshall & Sons, Inc.	02915	Riverside	RI	48.0	0.0				48.0				48.0
				J.L. Marshall & Sons, Inc.	02917	Smithfield	RI	30.0	0.0				30.0				30.0
				J.L. Marshall & Sons, Inc.	03038	Derry	NH	476.0	0.0				475.5				476.0
				J.L. Marshall & Sons, Inc.	03060	Nashua	NH	345.0	0.0				345.0				345.0
				J.L. Marshall & Sons, Inc.	03070	New Boston	NH	300.0	0.0				300.5				300.0
				J.L. Marshall & Sons, Inc.	03102	Manchester	NH	1,002.0	0.0				1,001.5				1,002.0
				J.L. Marshall & Sons, Inc.	03106	Hooksett	NH	202.0	0.0				202.0				202.0
				J.L. Marshall & Sons, Inc.	03825	Barrington	NH	24.0	0.0				24.0				24.0
				J.L. Marshall & Sons, Inc.	03857	Newmarket	NH	24.0	0.0				24.0				24.0
				J.L. Marshall & Sons, Inc.	03909	York	ME	8.0	0.0				8.0				8.0
				J.L. Marshall & Sons, Inc.	06239	Danielson	CT	260.0	0.0				260.5				260.0
				Melo's Rodbusters	01473	Westminster	MA	82.0	0.0				82.0				82.0
				Melo's Rodbusters	01535	North Brookfield	MA	199.0	0.0					199.0			199.0
				Melo's Rodbusters	01852	Lowell	MA	194.0	0.0			194.0					194.0
				Melo's Rodbusters	01880	Wakefield	MA	212.0	0.0				212.0				212.0
				Melo's Rodbusters	01902	Lynn	MA	187.0	0.0				187.0				187.0
				Melo's Rodbusters	01960	Peabody	MA	267.0	0.0				267.0				267.0
				Melo's Rodbusters	02301	Brockton	MA	153.0	0.0			153.0					153.0
				Melo's Rodbusters	02302	Brockton	MA	163.0	0.0			163.0					163.0
				Melo's Rodbusters	02744	New Bedford	MA	255.0	0.0				255.0				255.0
				Melo's Rodbusters	03874	Seabrook	NH	254.0	0.0				254.0				254.0
				Ramco Survey Stakes, Inc.	02379	West Bridgewater	MA	16.0	0.0				16.0				16.0
				Saunders Drilling & Blasting Company, Inc.	01005	Barre	MA	8.0	0.0				8.0				8.0
				Saunders Drilling & Blasting Company, Inc.	01543	Rutland	MA	55.0	0.0				55.0				55.0
				Saunders Drilling & Blasting Company, Inc.	01562	Spencer	MA	55.0	0.0				55.0				55.0
				Saunders Drilling & Blasting Company, Inc.	06262	Quinebaug	CT	134.0	0.0				134.5				134.0
				Security Fence Company Commercial Division LLC	01568	Upton	MA	48.0	0.0				48.0				48.0
				Security Fence Company Commercial Division LLC	01602	Worcester	MA	34.0	0.0				34.0				34.0
				Security Fence Company Commercial Division LLC	01606	Worcester	MA	124.0	0.0				123.5				124.0
				Security Fence Company Commercial Division LLC	01752	Marlborough	MA	96.0	0.0				96.0				96.0
				Superior Caulking & Waterproofing Company	01007	Belchertown	MA	26.0	0.0				26.0				26.0
				Superior Caulking & Waterproofing Company	01010	Brimfield	MA	18.0	0.0				18.0				18.0
				Superior Caulking & Waterproofing Company	01075	South Hadley	MA	404.0	0.0			403.5					404.0
				Superior Caulking & Waterproofing Company	01118	Springfield	MA	5.0	0.0				5.0				5.0
				Superior Caulking & Waterproofing Company	01129	Springfield	MA	86.0	0.0				86.5				86.0
				Superior Caulking & Waterproofing Company	01507	Charlton	MA	64.0	0.0				63.5				64.0
				Superior Caulking & Waterproofing Company	01828		MA	242.0	0.0				242.0				242.0
				Superior Caulking & Waterproofing Company	02538	East Wareham	MA	226.0	0.0				226.0				226.0
				Superior Caulking & Waterproofing Company	06611	Trumbull	CT	62.0	0.0				62.0				62.0
				The Dow Company, Inc.	01505	Boylston	MA	8.0	0.0				8.5				8.0
				The Dow Company, Inc.	01756	Mendon	MA	416.0	0.0				415.5				416.0
				The Dow Company, Inc.	01826	Dracut	MA	337.0	0.0				337.0				337.0
				The Dow Company, Inc.	01830	Haverhill	MA	412.0	0.0				412.0				412.0
				The Dow Company, Inc.	01832	Haverhill	MA	360.0	0.0				359.5				360.0
				The Dow Company, Inc.	01844	Methuen	MA	2,718.0	0.0				2,718.0				2,718.0
				The Dow Company, Inc.	01852	Lowell	MA	959.0	230.0				1,188.5				1,189.0
				The Dow Company, Inc.	01864	North Reading	MA	76.0	0.0				76.0				76.0
				The Dow Company, Inc.	01904	Lynn	MA	8.0	0.0				8.0				8.0
				The Dow Company, Inc.	01923	Danvers	MA	64.0	0.0				63.5				64.0
				The Dow Company, Inc.	02114	Boston	MA	638.0	0.0			638.0					638.0
				The Dow Company, Inc.	02128	Boston	MA	218.0	0.0				218.0				218.0
				The Dow Company, Inc.	02148	Malden	MA	50.0	0.0				42.5	8.0			50.0
				The Dow Company, Inc.	02151	Revere	MA	8.0	0.0				8.0				8.0
				The Dow Company, Inc.	02169	Quincy	MA	176.0	0.0				175.5				176.0
				The Dow Company, Inc.	02720	Fall River	MA	348.0	0.0				347.5				348.0
				The Dow Company, Inc.	02721	Fall River	MA	38.0	0.0				38.0				38.0
				The Dow Company, Inc.	02726	Somerset	MA	706.0	0.0				706.0				706.0
				The Dow Company, Inc.	02746	New Bedford	MA	16.0	0.0				16.0				16.0
				The Dow Company, Inc.	02747	North Dartmouth	MA	348.0	0.0				348.0				348.0
				The Dow Company, Inc.	03038	Derry	NH	50.0	0.0				50.5				50.0
				The Dow Company, Inc.	03051	Hudson	NH	2.0	0.0				2.0				2.0
				The Dow Company, Inc.	03076	Pelham	NH	69.0	0.0				69.0				69.0

Project	Phase	Project Name	General Contractor Name	Company Name	Zip Code	City	State	Male	Female	Asian	Black/African American/Cape Verdean	Caucasian	Hispanic	Native American/Eskimo/Aleut	Minority - Other	Other	Total Hours Reported
				The Dow Company, Inc.	03079	Salem	NH	526.0	0.0			526.5					526.0
				The Dow Company, Inc.	03103	Manchester	NH	8.0	0.0			8.5					8.0
				The Dow Company, Inc.	03281	Weare	NH	101.0	0.0			101.0					101.0
				Wayne J. Griffin Electric, Inc.	01420	Fitchburg	MA	31.0	0.0					31.0			31.0
				Wayne J. Griffin Electric, Inc.	01440	Gardner	MA	2.0	0.0			2.0					2.0
				Wayne J. Griffin Electric, Inc.	01453	Leominster	MA	8.0	0.0				8.0				8.0
				Wayne J. Griffin Electric, Inc.	01462	Lunenburg	MA	19.0	0.0			19.0					19.0
				Wayne J. Griffin Electric, Inc.	01833	Georgetown	MA	75.0	0.0			75.0					75.0
				Wayne J. Griffin Electric, Inc.	01970	Salem	MA	9.0	0.0			9.0					9.0
				Wayne J. Griffin Electric, Inc.	03038	Derry	NH	40.0	0.0			40.5					40.0
				Wayne J. Griffin Electric, Inc.	03051	Hudson	NH	7.0	0.0			7.0					7.0
				Wayne J. Griffin Electric, Inc.	03865	Plaistow	NH	299.0	0.0			299.0					299.0
				Welch Associates Land Survey, Inc.	02190	South Weymouth	MA	8.0	0.0			8.5					8.0
				Welch Associates Land Survey, Inc.	02301	Brockton	MA	33.0	0.0			32.8					33.0
				Welch Associates Land Survey, Inc.	02339	Hanover	MA	6.0	0.0			5.5					6.0
				Welch Associates Land Survey, Inc.	02343	Holbrook	MA	31.0	0.0			31.0					31.0
				Welch Associates Land Survey, Inc.	02379	West Bridgewater	MA	98.0	0.0			98.5					98.0
				Welch Associates Land Survey, Inc.	02571	Wareham	MA	21.0	0.0			20.8					21.0
				Welch Associates Land Survey, Inc.	02780	Taunton	MA	28.0	0.0			28.3					28.0
TRC0604	HC1	Various Repairs and Installations at East Cambridge Courthouse	Northern Contracting Corporation	J. Saltese & Sons, Inc.	01801	Woburn	MA	6.0	0.0			6.0					6.0
				J. Saltese & Sons, Inc.	01864	North Reading	MA	6.0	0.0			6.0					6.0
				Air Solutions & Balancing, LLC	02184	Braintree	MA	16.0	0.0			15.8					16.0
				Air Solutions & Balancing, LLC	02359	Pembroke	MA	62.0	0.0			61.8					62.0
				Air Solutions & Balancing, LLC	02780	Taunton	MA	19.0	0.0			19.0					19.0
				Air Solutions & Balancing, LLC	03053	Londonderry	NH	7.0	0.0			7.0					7.0
				Air Solutions & Balancing, LLC	03103	Manchester	NH	234.0	0.0			233.5					234.0
				Air Solutions & Balancing, LLC	03104	Manchester	NH	3.0	0.0			3.0					3.0
				Air Solutions & Balancing, LLC	03276	Tilton	NH	6.0	0.0			6.0					6.0
				Air Solutions & Balancing, LLC	03301	Concord	NH	14.0	0.0			14.3					14.0
				Capital Carpet and Flooring Specialists, Inc.	01518	Fiskdale	MA	32.0	0.0			32.0					32.0
				Capital Carpet and Flooring Specialists, Inc.	01569	Uxbridge	MA	8.0	0.0			8.0					8.0
				Capital Carpet and Flooring Specialists, Inc.	01801	Woburn	MA	16.0	0.0			16.0					16.0
				Capital Carpet and Flooring Specialists, Inc.	01876	Tewksbury	MA	8.0	0.0				8.0				8.0
				Capital Carpet and Flooring Specialists, Inc.	01887	Wilmington	MA	32.0	0.0				32.0				32.0
				Capital Carpet and Flooring Specialists, Inc.	01904	Lynn	MA	328.0	0.0			328.0					328.0
				Capital Carpet and Flooring Specialists, Inc.	01905	Lynn	MA	50.0	0.0				50.0				50.0
				Capital Carpet and Flooring Specialists, Inc.	02126	Mattapan	MA	16.0	0.0		16.0						16.0
				Capital Carpet and Flooring Specialists, Inc.	02145	Somerville	MA	262.0	0.0				262.0				262.0
				Capital Carpet and Flooring Specialists, Inc.	02149	Everett	MA	56.0	0.0				56.0				56.0
				Capital Carpet and Flooring Specialists, Inc.	02151	Revere	MA	32.0	0.0				32.0				32.0
				Capital Carpet and Flooring Specialists, Inc.	02859	Pascoag	RI	24.0	0.0			24.0					24.0
				Capital Carpet and Flooring Specialists, Inc.	03060	Nashua	NH	48.0	0.0			48.0					48.0
				Capital Carpet and Flooring Specialists, Inc.	03077	Raymond	NH	8.0	0.0			8.0					8.0
				Capital Carpet and Flooring Specialists, Inc.	03102	Manchester	NH	8.0	0.0			8.0					8.0
				Chandler Architectural	02066	Scituate	MA	127.0	0.0			127.0					127.0
				Chandler Architectural	02703	Attleboro	MA	40.0	0.0			40.0					40.0
				Chandler Architectural	02814	Chepachet	RI	16.0	0.0						16.0		16.0
				Chandler Architectural	02893	West Warwick	RI	137.0	0.0			137.0					137.0
				Chandler Architectural	03044	Fremont	NH	32.0	0.0			32.0					32.0
				Colony Drywall, Inc.	01844	Methuen	MA	72.0	0.0			72.0					72.0
				Colony Drywall, Inc.	01905	Lynn	MA	368.0	0.0			368.0					368.0
				Colony Drywall, Inc.	01905	Lynn	MA	240.0	0.0			240.0					240.0
				Colony Drywall, Inc.	01960	Peabody	MA	16.0	0.0			16.0					16.0
				Colony Drywall, Inc.	02152	Winthrop	MA	32.0	0.0			32.0					32.0
				Colony Drywall, Inc.	02740	New Bedford	MA	48.0	0.0		0.0	48.0					48.0
				Colony Drywall, Inc.	02740	New Bedford	MA	503.0	0.0		16.0	487.0					503.0
				Colony Drywall, Inc.	02740	New Bedford	MA	80.0	0.0			80.0	0.0				80.0
				Colony Drywall, Inc.	02744	New Bedford	MA	248.0	0.0				248.0				248.0
				Colony Drywall, Inc.	02747	North Dartmouth	MA	240.0	0.0			240.0					240.0
				Colony Drywall, Inc.	02748	South Dartmouth	MA	16.0	0.0			16.0					16.0
				Colony Drywall, Inc.	02748	South Dartmouth	MA	96.0	0.0			96.0					96.0
				Colony Drywall, Inc.	03865	Plaistow	NH	40.0	0.0			40.0					40.0
				Component Assembly Systems, Inc.	01803	Burlington	MA	128.0	0.0			128.0					128.0
				Component Assembly Systems, Inc.	01821	Billerica	MA	176.0	0.0						176.0		176.0
				Component Assembly Systems, Inc.	01844	Methuen	MA	288.0	0.0			288.0					288.0
				Component Assembly Systems, Inc.	01854	Lowell	MA	48.0	0.0			48.0					48.0
				Component Assembly Systems, Inc.	01876	Tewksbury	MA	56.0	0.0			56.0					56.0
				Component Assembly Systems, Inc.	01902	Lynn	MA	152.0	0.0				152.0				152.0
				Component Assembly Systems, Inc.	01913	Amesbury	MA	84.0	0.0			84.5					84.0
				Component Assembly Systems, Inc.	01923	Danvers	MA	208.0	0.0			208.0					208.0
				Component Assembly Systems, Inc.	02062	Norwood	MA	16.0	0.0			16.0					16.0
				Component Assembly Systems, Inc.	02169	Quincy	MA	6.0	0.0			6.0					6.0
				Component Assembly Systems, Inc.	02180	Stoneham	MA	208.0	0.0			208.0					208.0
				Component Assembly Systems, Inc.	02360	Plymouth	MA	6.0	0.0			6.0					6.0
				Delta Beckwith Elevator Company	01610	Worcester	MA	234.0	0.0			233.5					234.0
				Delta Beckwith Elevator Company	01801	Woburn	MA	8.0	0.0			8.0					8.0
				Delta Beckwith Elevator Company	01803	Burlington	MA	16.0	0.0			16.0					16.0
				Delta Beckwith Elevator Company	01826	Dracut	MA	117.0	0.0			116.8					117.0

Project	Phase	Project Name	General Contractor Name	Company Name	Zip Code	City	State	Male	Female	Asian	Black/African American/Cape Verdean	Caucasian	Hispanic	Native American/Eskimo/Aleut	Minority - Other	Other	Total Hours Reported
				Delta Beckwith Elevator Company	01862	North Billerica	MA	6.0	0.0			6.0					6.0
				Delta Beckwith Elevator Company	02019	Bellingham	MA	16.0	0.0			16.0					16.0
				Delta Beckwith Elevator Company	02155	Medford	MA	121.0	0.0			120.8					121.0
				Delta Beckwith Elevator Company	03038	Derry	NH	8.0	0.0			8.0					8.0
				Delta Beckwith Elevator Company	03045	Goffstown	NH	213.0	0.0			212.8					213.0
				Delta Beckwith Elevator Company	03051	Hudson	NH	6.0	0.0			6.0					6.0
				Delta Beckwith Elevator Company	03079	Salem	NH	28.0	0.0			28.0					28.0
				Delta Beckwith Elevator Company	03814	Center Ossipee	NH	16.0	0.0			16.0					16.0
				E. Amanti and Sons, Inc.	01803	Burlington	MA	46.0	0.0			46.0					46.0
				E. Amanti and Sons, Inc.	01830	Haverhill	MA	32.0	0.0			32.0					32.0
				E. Amanti and Sons, Inc.	01832	Haverhill	MA	32.0	0.0			32.0					32.0
				E. Amanti and Sons, Inc.	01844	Methuen	MA	22.0	0.0			22.5					22.0
				E. Amanti and Sons, Inc.	01854	Lowell	MA	11.0	0.0			11.0					11.0
				E. Amanti and Sons, Inc.	01902	Lynn	MA	24.0	0.0			24.0					24.0
				E. Amanti and Sons, Inc.	01907	Swampscott	MA	1,025.0	0.0			1,025.0					1,025.0
				E. Amanti and Sons, Inc.	01923	Danvers	MA	35.0	0.0			35.0					35.0
				E. Amanti and Sons, Inc.	01938	Ipswich	MA	25.0	0.0			25.0					25.0
				E. Amanti and Sons, Inc.	01960	Peabody	MA	185.0	0.0			185.0					185.0
				E. Amanti and Sons, Inc.	02145	Somerville	MA	40.0	0.0			40.0					40.0
				E. Amanti and Sons, Inc.	02148	Malden	MA	8.0	0.0			8.0					8.0
				E. Amanti and Sons, Inc.	02184	Braintree	MA	8.0	0.0			8.0					8.0
				E. Amanti and Sons, Inc.	02324	Bridgewater	MA	10.0	0.0			9.5					10.0
				E. Amanti and Sons, Inc.	03235	Franklin	NH	8.0	0.0			8.0					8.0
				E. Amanti and Sons, Inc.	03819	Danville	NH	6.0	0.0			6.5					6.0
				Emanouil, Inc.	01430	Ashburnham	MA	320.0	0.0			320.0					320.0
				Emanouil, Inc.	01605	Worcester	MA	280.0	0.0			279.5					280.0
				Emanouil, Inc.	01841	Lawrence	MA	124.0	0.0			124.0	124.0				124.0
				Emanouil, Inc.	01854	Lowell	MA	76.0	0.0			75.5					76.0
				Emanouil, Inc.	01886	Westford	MA	77.0	0.0			77.0					77.0
				Emanouil, Inc.	02482	Wellesley	MA	8.0	0.0			8.0					8.0
				Encore Holdings, LLC	02828	Greenville	RI	4.0	0.0			4.0					4.0
				Encore Holdings, LLC	02888	Warwick	RI	22.0	0.0			22.0					22.0
				Encore Holdings, LLC	02910	Cranston	RI	6.0	0.0			6.0					6.0
				Federal Concrete, Inc.	01844	Methuen	MA	83.0	0.0			83.0					83.0
				Federal Concrete, Inc.	01913	Amesbury	MA	40.0	0.0			40.0	40.0				40.0
				Federal Concrete, Inc.	01970	Salem	MA	8.0	0.0			8.0					8.0
				Federal Concrete, Inc.	02066	Scituate	MA	20.0	0.0			20.5					20.0
				Federal Concrete, Inc.	02072	Stoughton	MA	8.0	0.0			8.0					8.0
				Federal Concrete, Inc.	02124	Dorchester Center	MA	33.0	0.0			33.0					33.0
				Federal Concrete, Inc.	02360	Plymouth	MA	8.0	0.0			8.0					8.0
				Federal Concrete, Inc.	02368	Randolph	MA	5.0	0.0			5.0					5.0
				Federal Concrete, Inc.	02723	Fall River	MA	8.0	0.0			8.0					8.0
				Federal Concrete, Inc.	02771	Seekonk	MA	524.0	0.0			524.0					524.0
				Federal Concrete, Inc.	02780	Taunton	MA	8.0	0.0			8.0					8.0
				Federal Concrete, Inc.	02809	Bristol	RI	4.0	0.0			4.0					4.0
				Federal Concrete, Inc.	02832	Hope Valley	RI	322.0	0.0			322.0					322.0
				Federal Concrete, Inc.	02864	Cumberland	RI	2.0	0.0			2.0					2.0
				H. Carr & Sons, Inc.	02703	Attleboro	MA	152.0	0.0			152.0					152.0
				H. Carr & Sons, Inc.	02816	Coventry	RI	48.0	0.0			48.0					48.0
				H. Carr & Sons, Inc.	02871	Portsmouth	RI	152.0	0.0			152.0					152.0
				H. Carr & Sons, Inc.	02914	East Providence	RI	150.0	0.0			149.5					150.0
				Homer Contracting, Inc.	01801	Woburn	MA	1,114.0	0.0			1,114.0					1,114.0
				Joseph Cohn and Son, Inc.	01430	Ashburnham	MA	64.0	0.0			64.0					64.0
				Joseph Cohn and Son, Inc.	01930	Gloucester	MA	278.0	0.0			278.0					278.0
				Joseph Cohn and Son, Inc.	02149	Everett	MA	16.0	0.0			16.0					16.0
				Joseph Cohn and Son, Inc.	02301	Brockton	MA	232.0	0.0			232.0					232.0
				Joseph Cohn and Son, Inc.	02302	Brockton	MA	158.0	0.0			158.0	158.0				158.0
				Joseph Cohn and Son, Inc.	02330	Carver	MA	104.0	0.0			104.0					104.0
				Joseph Cohn and Son, Inc.	03104	Manchester	NH	56.0	0.0			56.0					56.0
				Joseph Cohn and Son, Inc.	04037	Fryeburg	ME	153.0	0.0			153.0					153.0
				Joseph Cohn and Son, Inc.	06070	Simsbury	CT	130.0	0.0			130.0					130.0
				Joseph Cohn and Son, Inc.	06238	Coventry	CT	190.0	0.0			190.0					190.0
				Joseph Cohn and Son, Inc.	06471	North Branford	CT	16.0	0.0			16.0					16.0
				Joseph Cohn and Son, Inc.	06473	North Haven	CT	0.0	4.0			4.0					4.0
				Joseph Cohn and Son, Inc.	06614	Stratford	CT	114.0	0.0			114.0					114.0
				K & K Acoustical Ceilings, Inc.	01104	Springfield	MA	0.0	194.0			193.5					194.0
				K & K Acoustical Ceilings, Inc.	01826	Dracut	MA	85.0	0.0			85.0					85.0
				K & K Acoustical Ceilings, Inc.	01843	Lawrence	MA	26.0	0.0			26.0					26.0
				K & K Acoustical Ceilings, Inc.	03103	Manchester	NH	229.0	0.0			229.0					229.0
				Kapiloff's Glass, Inc.	01028	East Longmeadow	MA	24.0	0.0			24.5					24.0
				Kapiloff's Glass, Inc.	01201	Pittsfield	MA	8.0	0.0			7.5					8.0
				Kapiloff's Glass, Inc.	01220	Adams	MA	21.0	0.0			21.0					21.0
				Kapiloff's Glass, Inc.	01247	North Adams	MA	8.0	0.0			7.8					8.0
				Kapiloff's Glass, Inc.	01267	Williamstown	MA	74.0	0.0			49.8	24.8				74.0
				Kapiloff's Glass, Inc.	01337	Bernardston	MA	57.0	0.0			56.8					57.0
				Kapiloff's Glass, Inc.	01430	Ashburnham	MA	117.0	0.0			116.8					117.0
				Kapiloff's Glass, Inc.	02138	Cambridge	MA	158.0	0.0			157.8					158.0
				Kapiloff's Glass, Inc.	05255	Manchester Center	VT	20.0	0.0			20.3					20.0
				Kapiloff's Glass, Inc.	05261	Pownal	VT	88.0	0.0			87.5					88.0

Project	Phase	Project Name	General Contractor Name	Company Name	Zip Code	City	State	Male	Female	Asian	Black/African American/Cape Verdean	Caucasian	Hispanic	Native American/Eskimo/Aleut	Minority - Other	Other	Total Hours Reported
				Kenneth Castellucci & Associates, Inc.	01773	Lincoln	MA	32.0	0.0				32.0				32.0
				Kenneth Castellucci & Associates, Inc.	01905	Lynn	MA	191.0	0.0				191.0				191.0
				Kenneth Castellucci & Associates, Inc.	01906	Saugus	MA	547.0	0.0			547.0					547.0
				Kenneth Castellucci & Associates, Inc.	01906	Saugus	MA	1,321.0	0.0			1,321.0					1,321.0
				Kenneth Castellucci & Associates, Inc.	01940	Lynnfield	MA	194.0	0.0			194.5					194.0
				Kenneth Castellucci & Associates, Inc.	01949	Middleton	MA	32.0	0.0			32.0					32.0
				Kenneth Castellucci & Associates, Inc.	02019	Bellingham	MA	8.0	0.0			8.0					8.0
				Kenneth Castellucci & Associates, Inc.	02035	Foxboro	MA	56.0	0.0			56.0					56.0
				Kenneth Castellucci & Associates, Inc.	02148	Malden	MA	160.0	0.0			160.0					160.0
				Kenneth Castellucci & Associates, Inc.	02151	Revere	MA	54.0	0.0			54.0					54.0
				Kenneth Castellucci & Associates, Inc.	02155	Medford	MA	190.0	0.0			190.0					190.0
				Kenneth Castellucci & Associates, Inc.	02155	Medford	MA	645.0	0.0			645.0					645.0
				Kenneth Castellucci & Associates, Inc.	02720	Fall River	MA	88.0	0.0			88.0					88.0
				Kenneth Castellucci & Associates, Inc.	02721	Fall River	MA	8.0	0.0			8.0					8.0
				Kenneth Castellucci & Associates, Inc.	02859	Pascoag	RI	337.0	0.0			337.0					337.0
				Kenneth Castellucci & Associates, Inc.	02864	Cumberland	RI	16.0	0.0			16.0					16.0
				Kenneth Castellucci & Associates, Inc.	02879	Wakefield	RI	8.0	0.0			8.0					8.0
				Kenneth Castellucci & Associates, Inc.	02882	Narragansett	RI	16.0	0.0			16.0					16.0
				Kenneth Castellucci & Associates, Inc.	02910	Cranston	RI	8.0	0.0			8.0	8.0				8.0
				Kenneth Castellucci & Associates, Inc.	02919	Johnston	RI	8.0	0.0			8.0					8.0
				Kenneth Castellucci & Associates, Inc.	03076	Pelham	NH	8.0	0.0			8.0					8.0
				Larkin Iron Works	01826	Dracut	MA	16.0	0.0			16.0					16.0
				Larkin Iron Works	02324	Bridgewater	MA	227.0	0.0			227.0					227.0
				Lighthouse Masonry, Inc.	02718	East Taunton	MA	416.0	0.0			415.5					416.0
				Lighthouse Masonry, Inc.	02721	Fall River	MA	284.0	0.0			284.0					284.0
				Lighthouse Masonry, Inc.	02740	New Bedford	MA	23.0	0.0			15.0	8.0				23.0
				Lighthouse Masonry, Inc.	02743	Acushnet	MA	66.0	0.0			65.5					66.0
				Lighthouse Masonry, Inc.	02744	New Bedford	MA	8.0	0.0			8.0					8.0
				Lighthouse Masonry, Inc.	02745	New Bedford	MA	320.0	0.0			114.5	205.0				320.0
				Lighthouse Masonry, Inc.	02745	New Bedford	MA	51.0	0.0			51.0					51.0
				Lighthouse Masonry, Inc.	02746	New Bedford	MA	356.0	0.0			356.0					356.0
				Lighthouse Masonry, Inc.	02746	New Bedford	MA	88.0	0.0			88.5					88.0
				Lighthouse Masonry, Inc.	03031	Amherst	NH	78.0	0.0			78.0					78.0
				Lighthouse Masonry, Inc.	11717	Brentwood	NY	420.0	0.0			420.5					420.0
				Marguerite Concrete, Inc.	01450	Groton	MA	16.0	0.0			16.0					16.0
				Marguerite Concrete, Inc.	01504	Blackstone	MA	18.0	0.0			18.0					18.0
				Marguerite Concrete, Inc.	01747	Hopedale	MA	4.0	0.0			4.0					4.0
				Marguerite Concrete, Inc.	01749	Hudson	MA	18.0	0.0			18.0					18.0
				Marguerite Concrete, Inc.	02019	Bellingham	MA	27.0	0.0			27.0					27.0
				Marguerite Concrete, Inc.	02038	Franklin	MA	77.0	0.0			77.0					77.0
				Marguerite Concrete, Inc.	02093	Wrentham	MA	18.0	0.0			18.0					18.0
				Marguerite Concrete, Inc.	02151	Revere	MA	18.0	0.0			17.5					18.0
				Marguerite Concrete, Inc.	02152	Winthrop	MA	10.0	0.0			9.5					10.0
				Marguerite Concrete, Inc.	02190	South Weymouth	MA	18.0	0.0			18.0	18.0				18.0
				Marguerite Concrete, Inc.	02720	Fall River	MA	18.0	0.0			18.5					18.0
				Marguerite Concrete, Inc.	02813	Charlestown	RI	8.0	0.0			8.0					8.0
				Marguerite Concrete, Inc.	02863	Central Falls	RI	2.0	0.0			2.0					2.0
				Marguerite Concrete, Inc.	02889	Warwick	RI	44.0	0.0			44.0					44.0
				Mobile Insulation Company, Inc.	01516	Douglas	MA	8.0	0.0			8.0					8.0
				P.J. Spillane Company	01852	Lowell	MA	8.0	0.0			8.0	8.0				8.0
				P.J. Spillane Company	01930	Gloucester	MA	3.0	0.0			3.0					3.0
				P.J. Spillane Company	01969	Rowley	MA	112.0	0.0			112.0					112.0
				P.J. Spillane Company	02129	Charlestown	MA	28.0	0.0			28.0					28.0
				P.J. Spillane Company	02143	Somerville	MA	347.0	0.0			347.0					347.0
				P.J. Spillane Company	02151	Revere	MA	16.0	0.0			16.0					16.0
				P.J. Spillane Company	02169	Quincy	MA	2.0	0.0			1.5					2.0
				P.J. Spillane Company	02191	North Weymouth	MA	120.0	0.0			120.0					120.0
				P.J. Spillane Company	02324	Bridgewater	MA	8.0	0.0			8.0					8.0
				R.B.C. Corporation	01821	Billerica	MA	1,550.0	0.0			16.0	1,534.0				1,550.0
				R.B.C. Corporation	02155	Medford	MA	978.0	0.0			978.0					978.0
				Rockwell Roofing, Inc.	01452	Hubbardston	MA	124.0	0.0			124.3					124.0
				Rockwell Roofing, Inc.	01453	Leominster	MA	42.0	0.0			41.5					42.0
				Rockwell Roofing, Inc.	01585	West Brookfield	MA	42.0	0.0			41.5					42.0
				Rockwell Roofing, Inc.	03447	Fitzwilliam	NH	124.0	0.0			124.3					124.0
				Sunshine Sign Company, Inc.	01520	Holden	MA	14.0	0.0			14.0					14.0
				Sunshine Sign Company, Inc.	06260	Putnam	CT	8.0	0.0			8.3					8.0
				Viking Controls	01879	Tyngsboro	MA	694.0	0.0			694.3					694.0
				Viking Controls	03038	Derry	NH	42.0	0.0			42.5					42.0
				Viking Controls	03060	Nashua	NH	404.0	0.0			403.8					404.0
				Viking Controls	03064	Nashua	NH	580.0	0.0			580.5					580.0
				Viking Controls	03106	Hooksett	NH	6.0	0.0			6.5					6.0
				Viking Controls	03110	Bedford	NH	40.0	0.0			40.0					40.0
				Viking Industries, Inc.	02093	Wrentham	MA	172.0	0.0			172.0					172.0
				Viking Industries, Inc.	02324	Bridgewater	MA	0.0	8.0			8.0					8.0
				Viking Industries, Inc.	02914	East Providence	RI	16.0	0.0			16.0					16.0
				W.L. French Excavating Corp.	01364	Orange	MA	35.0	0.0			35.0					35.0
				W.L. French Excavating Corp.	01440	Gardner	MA	32.0	0.0			32.0					32.0
				W.L. French Excavating Corp.	01701	Framingham	MA	56.0	0.0			56.0					56.0
				W.L. French Excavating Corp.	01730	Bedford	MA	232.0	0.0			232.0					232.0

Project	Phase	Project Name	General Contractor Name	Company Name	Zip Code	City	State	Male	Female	Asian	Black/African American/Cape Verdean	Caucasian	Hispanic	Native American/Eskimo /Aleut	Minority - Other	Other	Total Hours Reported
				W.L. French Excavating Corp.	01752	Milford	MA	73.0	0.0			73.0					73.0
				W.L. French Excavating Corp.	01832	Haverhill	MA	56.0	0.0			56.0					56.0
				W.L. French Excavating Corp.	01851	Lowell	MA	8.0	0.0			8.0					8.0
				W.L. French Excavating Corp.	01859			28.0	0.0			27.5					28.0
				W.L. French Excavating Corp.	01867	Reading	MA	16.0	0.0			16.0					16.0
				W.L. French Excavating Corp.	01886	Westford	MA	8.0	0.0			8.0					8.0
				W.L. French Excavating Corp.	01887	Wilmington	MA	20.0	0.0			20.0					20.0
				W.L. French Excavating Corp.	01923	Danvers	MA	4.0	0.0			4.0					4.0
				W.L. French Excavating Corp.	02148	Malden	MA	644.0	0.0			643.5					644.0
				W.L. French Excavating Corp.	02151	Revere	MA	24.0	0.0			24.0					24.0
				W.L. French Excavating Corp.	02370	Rockland	MA	16.0	0.0			16.0					16.0
				W.L. French Excavating Corp.	02723	Fall River	MA	120.0	0.0			120.5					120.0
				W.L. French Excavating Corp.	02740	New Bedford	MA	4.0	0.0			4.0					4.0
				W.L. French Excavating Corp.	02748	South Dartmouth	MA	120.0	0.0			120.5					120.0
				W.L. French Excavating Corp.	03038	Derry	NH	176.0	0.0			176.0					176.0
				W.L. French Excavating Corp.	03038	Derry	NH	176.0	0.0			176.0					176.0
				W.L. French Excavating Corp.	03874	Seabrook	NH	378.0	0.0			378.0					378.0
				W.T. Rich Company, Inc.	01473	Westminster	MA	497.0	0.0			497.0					497.0
				W.T. Rich Company, Inc.	01841	Lawrence	MA	64.0	0.0				64.0				64.0
				W.T. Rich Company, Inc.	01842	Lawrence	MA	749.0	0.0				749.0				749.0
				W.T. Rich Company, Inc.	01930	Gloucester	MA	40.0	0.0			40.0					40.0
				W.T. Rich Company, Inc.	02019	Bellingham	MA	8.0	0.0			8.0					8.0
				W.T. Rich Company, Inc.	02155	Medford	MA	288.0	0.0			288.0					288.0
				W.T. Rich Company, Inc.	02482	Wellesley	MA	8.0	0.0			8.0					8.0
				Wayne J. Griffin Electric, Inc.	01005	Barre	MA	8.0	0.0			8.0					8.0
				Wayne J. Griffin Electric, Inc.	01469	Townsend	MA	32.0	0.0			32.0					32.0
				Wayne J. Griffin Electric, Inc.	01524	Leicester	MA	32.0	0.0			32.0					32.0
				Wayne J. Griffin Electric, Inc.	01529	Millville	MA	204.0	0.0			204.0					204.0
				Wayne J. Griffin Electric, Inc.	01821	Billerica	MA	8.0	0.0			8.0					8.0
				Wayne J. Griffin Electric, Inc.	01826	Dracut	MA	24.0	0.0			24.0					24.0
				Wayne J. Griffin Electric, Inc.	01841	Lawrence	MA	89.0	0.0				89.0				89.0
				Wayne J. Griffin Electric, Inc.	01841	Lawrence	MA	974.0	0.0				974.0				974.0
				Wayne J. Griffin Electric, Inc.	01845	North Andover	MA	72.0	0.0			71.5					72.0
				Wayne J. Griffin Electric, Inc.	01852	Lowell	MA	6.0	0.0			6.5					6.0
				Wayne J. Griffin Electric, Inc.	01854	Lowell	MA	8.0	0.0		8.0						8.0
				Wayne J. Griffin Electric, Inc.	01876	Tewksbury	MA	30.0	0.0			29.5					30.0
				Wayne J. Griffin Electric, Inc.	01876	Tewksbury	MA	1,158.0	0.0			1,157.5					1,158.0
				Wayne J. Griffin Electric, Inc.	02726	Somerset	MA	962.0	0.0			961.5					962.0
				Wayne J. Griffin Electric, Inc.	03038	Derry	NH	23.0	0.0			23.0					23.0
				Wayne J. Griffin Electric, Inc.	03038	Derry	NH	64.0	0.0			64.0					64.0
				Wayne J. Griffin Electric, Inc.	03570	Berlin	NH	42.0	0.0			42.5					42.0
				Wayne J. Griffin Electric, Inc.	03820	Dover	NH	360.0	0.0			359.5					360.0
				Wayne J. Griffin Electric, Inc.	03841	Hampstead	NH	8.0	0.0			8.0					8.0
				Wayne J. Griffin Electric, Inc.	03842	Hampton	NH	46.0	0.0			45.5					46.0
				Wayne J. Griffin Electric, Inc.	03844	Hampton Falls	NH	8.0	0.0			8.0					8.0
				Wayne J. Griffin Electric, Inc.	03865	Plaistow	NH	32.0	0.0			32.0					32.0
				Wayne J. Griffin Electric, Inc.	03867	Rochester	NH	111.0	0.0			111.0					111.0
TRC1305	FC1	Springfield Hall of Justice - Elevator Modernization	New England Builders and Contractors, Inc.	Capital Carpet and Flooring Specialists, Inc.	01082	Ware	MA	96.0	0.0			96.0					96.0
				Capital Carpet and Flooring Specialists, Inc.	01089	West Springfield	MA	104.0	0.0			104.0					104.0
				Chandler Architectural	01073	Southampton	MA	13.0	0.0			13.0					13.0
				Chandler Architectural	01089	West Springfield	MA	13.0	0.0			13.0					13.0
				New England Builders and Contractors, Inc.	01830	Haverhill	MA	595.0	0.0			595.0					595.0
				New England Builders and Contractors, Inc.	01844	Methuen	MA	66.0	0.0				66.0				66.0
				New England Builders and Contractors, Inc.	02478	Belmont	MA	24.0	0.0			24.0					24.0
				New England Builders and Contractors, Inc.	03873	Sandown	NH	64.0	0.0			64.0					64.0
				Royal Steam Heater Company	01440	Gardner	MA	2.0	0.0			2.0					2.0
				Royal Steam Heater Company	01452	Hubbardston	MA	20.0	0.0			20.5					20.0
				Royal Steam Heater Company	01516	Douglas	MA	2.0	0.0			2.0					2.0
				SMJ Metal Company, Inc.	01027	Easthampton	MA	35.0	0.0			35.0					35.0
				SMJ Metal Company, Inc.	01035	Hadley	MA	4.0	0.0			4.0					4.0
				SMJ Metal Company, Inc.	01060	Northampton	MA	19.0	0.0			19.0					19.0
				SMJ Metal Company, Inc.	01069	Palmer	MA	26.0	0.0			26.0					26.0
				SMJ Metal Company, Inc.	01075	South Hadley	MA	8.0	0.0			8.0					8.0
				SMJ Metal Company, Inc.	03470	Winchester	NH	4.0	0.0			4.0					4.0
				United Elevator Company, Inc.	01515	East Brookfield	MA	289.0	0.0			289.0					289.0
				United Elevator Company, Inc.	02135	Brighton	MA	215.0	0.0			215.0					215.0
TRC1354	FC1	Exterior Improvements Marlborough District Court	Mill City Construction, Inc.	Mill City Construction, Inc.	02761	North Attleboro	MA	719.0	0.0			718.8					719.0
				Mill City Construction, Inc.	02859	Pascoag	RI	82.0	0.0			82.3					82.0
				Mill City Construction, Inc.	02864	Cumberland	RI	112.0	0.0			111.5					112.0
				Mill City Construction, Inc.	02876	Slater'sville	RI	812.0	0.0			812.5					812.0
				Mill City Construction, Inc.	02895	Woonsocket	RI	24.0	0.0			23.5					24.0
				Mill City Construction, Inc.	02896	North Smithfield	RI	591.0	0.0			591.3					591.0
UMA1201	DC1	Umass Amherst Physical Sciences Building	Whiting-Turner Contracting Company, Inc.	Systems Contracting, Inc.	02743	Acushnet	MA	208.0	0.0			208.0					208.0
				A.H. Shepherd Associates, Inc.	01821	Billerica	MA	24.0	0.0			24.0					24.0
				A.H. Shepherd Associates, Inc.	01864	North Reading	MA	80.0	0.0			80.0					80.0
				A.H. Shepherd Associates, Inc.	01867	Reading	MA	94.0	0.0			94.0					94.0
				A.H. Shepherd Associates, Inc.	01970	Salem	MA	23.0	0.0			23.0					23.0
				Acoustical Thermal Insulators, Inc.	02184	Braintree	MA	60.0	0.0			60.0					60.0

Project	Phase	Project Name	General Contractor Name	Company Name	Zip Code	City	State	Male	Female	Asian	Black/African American/Cape Verdean	Caucasian	Hispanic	Native American/Eskimo/Aleut	Minority - Other	Other	Total Hours Reported
				Acoustical Thermal Insulators, Inc.	02720	Fall River	MA	26.0	0.0				26.0				26.0
				Acoustical Thermal Insulators, Inc.	02806	Barrington	RI	106.0	0.0				106.0				106.0
				Acoustical Thermal Insulators, Inc.	02809	Bristol	RI	74.0	0.0				74.0				74.0
				Acoustical Thermal Insulators, Inc.	02871	Portsmouth	RI	240.0	0.0				240.0				240.0
				Acoustical Thermal Insulators, Inc.	05346	Putney	VT	214.0	0.0				214.0				214.0
				Action Steel LLC	01001	Agawam	MA	256.0	0.0				255.5				256.0
				Action Steel LLC	01020	Chicopee	MA	106.0	0.0				105.5				106.0
				Action Steel LLC	01027	Easthampton	MA	268.0	0.0				268.5				268.0
				Action Steel LLC	01035	Hadley	MA	751.0	0.0				751.0				751.0
				Action Steel LLC	01039	Haydenville	MA	96.0	0.0				96.5				96.0
				Action Steel LLC	01050	Huntington	MA	479.0	0.0				479.0				479.0
				Action Steel LLC	01054	Leverett	MA	639.0	0.0				639.0				639.0
				Action Steel LLC	01056	Ludlow	MA	140.0	0.0				140.5				140.0
				Action Steel LLC	01104	Springfield	MA	609.0	0.0				609.0				609.0
				Action Steel LLC	01105	Springfield	MA	438.0	0.0			438.0					438.0
				Action Steel LLC	01109	Springfield	MA	342.0	0.0			342.0					342.0
				Action Steel LLC	01118	Springfield	MA	424.0	0.0				424.0				424.0
				Action Steel LLC	01157			0.0	203.0			203.0					203.0
				Action Steel LLC	01157			0.0	50.0				50.0				50.0
				Action Steel LLC	01201	Pittsfield	MA	352.0	0.0				352.0				352.0
				Action Steel LLC	03467	Westmoreland	NH	307.0	0.0				307.0				307.0
				Action Steel LLC	06082	Enfield	CT	542.0	0.0				542.0				542.0
				Action Steel LLC	06096	Windsor Locks	CT	686.0	0.0				686.0				686.0
				Action Steel LLC	06108	East Hartford	CT	270.0	0.0				270.0				270.0
				Action Steel LLC	06110	West Hartford	CT	144.0	0.0				144.0				144.0
				Action Steel LLC	06226	Willimantic	CT	165.0	0.0				165.0				165.0
				Action Steel LLC	06232	Andover	CT	537.0	0.0				537.0				537.0
				Action Steel LLC	06249	Lebanon	CT	0.0	120.0				120.0				120.0
				Action Steel LLC	06444	Marion	CT	140.0	0.0				140.0				140.0
				Adams Plumbing & Heating, Inc.	01012	Chesterfield	MA	272.0	0.0				271.5				272.0
				Adams Plumbing & Heating, Inc.	01027	Easthampton	MA	978.0	0.0				978.0				978.0
				Adams Plumbing & Heating, Inc.	01032	Goshen	MA	54.0	0.0				54.0				54.0
				Adams Plumbing & Heating, Inc.	01035	Hadley	MA	700.0	0.0				700.0				700.0
				Adams Plumbing & Heating, Inc.	01040	Holyoke	MA	1,478.0	0.0				1,478.0				1,478.0
				Adams Plumbing & Heating, Inc.	01057	Monson	MA	40.0	0.0				40.0				40.0
				Adams Plumbing & Heating, Inc.	01071	Russell	MA	421.0	0.0				421.0				421.0
				Adams Plumbing & Heating, Inc.	01201	Pittsfield	MA	656.0	0.0			326.0	330.0				656.0
				Adams Plumbing & Heating, Inc.	01220	Adams	MA	4,570.0	0.0				4,570.5				4,570.0
				Adams Plumbing & Heating, Inc.	01225	Cheshire	MA	1,188.0	0.0				1,188.0				1,188.0
				Adams Plumbing & Heating, Inc.	01226	Dalton	MA	451.0	0.0				451.0				451.0
				Adams Plumbing & Heating, Inc.	01247	North Adams	MA	4,783.0	0.0				4,145.0	638.0			4,783.0
				Adams Plumbing & Heating, Inc.	01256	Savoy	MA	1,122.0	0.0						1,122.0		1,122.0
				Adams Plumbing & Heating, Inc.	01339	Charlmont	MA	288.0	0.0	288.0							288.0
				Adams Plumbing & Heating, Inc.	01373	South Deerfield	MA	0.0	411.0				411.0				411.0
				Adams Plumbing & Heating, Inc.	05201	Bennington	VT	2,146.0	0.0				2,146.5				2,146.0
				Adams Plumbing & Heating, Inc.	05261	Pownal	VT	1,097.0	0.0				1,097.0				1,097.0
				Adams Plumbing & Heating, Inc.	05350	Readsboro	VT	223.0	0.0				223.0				223.0
				American Environmental, Inc.	01013	Chicopee	MA	16.0	0.0				16.0				16.0
				American Environmental, Inc.	01040	Holyoke	MA	40.0	0.0				40.0				40.0
				American Environmental, Inc.	01109	Springfield	MA	48.0	0.0			0.0	0.0	48.0			48.0
				American Environmental, Inc.	01841	Lawrence	MA	152.0	0.0				152.0				152.0
				American Environmental, Inc.	01843	Lawrence	MA	8.0	0.0				8.0				8.0
				Archer Corporation	01721	Ashland	MA	8.0	0.0				8.0				8.0
				Archer Corporation	06423	East Haddam	CT	130.0	0.0				130.0				130.0
				Arden Engineering Constructors LLC	01077	Southwick	MA	1,499.0	0.0				1,499.0				1,499.0
				Arden Engineering Constructors LLC	02472	Watertown	MA	63.0	0.0				63.0				63.0
				Arden Engineering Constructors LLC	02865	Lincoln	RI	78.0	0.0				78.0				78.0
				Arden Engineering Constructors LLC	06082	Enfield	CT	1,501.0	0.0				1,501.0				1,501.0
				Berkshire Design Group, Inc.	01060	Northampton	MA	14.0	0.0				14.5				14.0
				Berkshire Design Group, Inc.	01092	West Warren	MA	170.0	0.0				170.0				170.0
				Berkshire Design Group, Inc.	01301	Greenfield	MA	184.0	0.0				183.5				184.0
				Berlin Steel Construction Company	01035	Hadley	MA	343.0	0.0				343.0				343.0
				Berlin Steel Construction Company	01054	Leverett	MA	396.0	0.0				396.0				396.0
				Berlin Steel Construction Company	01560	South Grafton	MA	389.0	0.0				389.0				389.0
				Berlin Steel Construction Company	02301	Brockton	MA	16.0	0.0				16.0				16.0
				Berlin Steel Construction Company	02859	Pascoag	RI	252.0	0.0				252.0				252.0
				Berlin Steel Construction Company	01013	Chicopee	MA	531.0	0.0				531.0				531.0
				Century Drywall, Inc.	01109	Springfield	MA	324.0	0.0			324.0					324.0
				Century Drywall, Inc.	01906	Saugus	MA	8.0	0.0				8.0				8.0
				Century Drywall, Inc.	02816	Coventry	RI	145.0	0.0				145.0				145.0
				Century Drywall, Inc.	02889	Warwick	RI	674.0	0.0				674.5				674.0
				Century Drywall, Inc.	02891	Westerly	RI	260.0	0.0				260.0				260.0
				Century Drywall, Inc.	02895	Woonsocket	RI	36.0	0.0				36.0				36.0
				Century Drywall, Inc.	02904	Providence	RI	16.0	0.0				16.0				16.0
				Century Drywall, Inc.	02920	Cranston	RI	40.0	0.0				40.0				40.0
				Century Drywall, Inc.	06716	Wolcott	CT	136.0	0.0				136.0				136.0
				Chandler Architectural	01002	Amherst	MA	348.0	0.0			348.0					348.0
				Chandler Architectural	01027	Easthampton	MA	32.0	0.0				32.0				32.0
				Chandler Architectural	01028	East Longmeadow	MA	1,129.0	0.0				1,129.0				1,129.0

Project	Phase	Project Name	General Contractor Name	Company Name	Zip Code	City	State	Male	Female	Asian	Black/African American/Cape Verdean	Caucasian	Hispanic	Native American/Eskimo/Aleut	Minority - Other	Other	Total Hours Reported
				Chandler Architectural	01073	Southampton	MA	16.0	0.0				16.0				16.0
				Chandler Architectural	01107	Springfield	MA	1,246.0	0.0				1,246.5				1,246.0
				Chandler Architectural	01610	Worcester	MA	132.0	0.0				132.5				132.0
				Chandler Architectural	06010	Bristol	CT	128.0	0.0				128.5				128.0
				Chandler Architectural	06040	Manchester	CT	8.0	0.0				8.0				8.0
				Chandler Architectural	06096	Windsor Locks	CT	1,685.0	0.0				1,685.0				1,685.0
				Chandler Architectural	06374	Plainfield	CT	494.0	0.0				494.5				494.0
				Chandler Architectural	06415	Colchester	CT	1,228.0	0.0				1,228.0	1,228.0			1,228.0
				Chandler Architectural	06457	Middletown	CT	28.0	0.0				28.0				28.0
				Chicopee Industrial Contractors, Inc.	01013	Chicopee	MA	55.0	0.0				54.8				55.0
				Chicopee Industrial Contractors, Inc.	01020	Chicopee	MA	64.0	0.0				63.8				64.0
				Chicopee Industrial Contractors, Inc.	01028	East Longmeadow	MA	10.0	0.0				10.0				10.0
				Chicopee Industrial Contractors, Inc.	01033	Granby	MA	8.0	0.0				8.0				8.0
				Chicopee Industrial Contractors, Inc.	01057	Monson	MA	7.0	0.0				7.0				7.0
				Chicopee Industrial Contractors, Inc.	01075	South Hadley	MA	46.0	0.0				45.8				46.0
				Chicopee Industrial Contractors, Inc.	01128	Springfield	MA	51.0	0.0				50.8				51.0
				Collins Electric Company	06067	Rocky Hill	CT	8.0	0.0				8.0				8.0
				Collins Electric Company	06450	Meriden	CT	8.0	0.0				8.0				8.0
				Coverall Floors Corp.	01013	Chicopee	MA	46.0	0.0				45.5				46.0
				Coverall Floors Corp.	01085	Westfield	MA	53.0	0.0				53.0				53.0
				Coverall Floors Corp.	01089	West Springfield	MA	391.0	0.0			48.8	342.0				391.0
				Coverall Floors Corp.	01095	Wilbraham	MA	230.0	0.0				230.5				230.0
				Coverall Floors Corp.	01107	Springfield	MA	4.0	0.0				4.3				4.0
				Coverall Floors Corp.	01108	Springfield	MA	40.0	0.0				39.8				40.0
				Coverall Floors Corp.	01109	Springfield	MA	34.0	0.0				34.5				34.0
				Coverall Floors Corp.	01119	Springfield	MA	65.0	0.0				64.8				65.0
				Coverall Floors Corp.	01151	Indian Orchard	MA	31.0	0.0				31.0				31.0
				Coverall Floors Corp.	08062	Mullica Hill	NJ	52.0	0.0			52.3					52.0
				D & W Constructoin, LLC	01095	Wilbraham	MA	80.0	0.0				80.0				80.0
				D & W Constructoin, LLC	01606	Worcester	MA	456.0	0.0				456.0				456.0
				D & W Constructoin, LLC	03470	Winchester	NH	16.0	0.0				16.0				16.0
				D & W Constructoin, LLC	06010	Bristol	CT	16.0	0.0				16.0				16.0
				D & W Constructoin, LLC	06114	Hartford	CT	32.0	0.0			32.0					32.0
				D & W Constructoin, LLC	06118	East Hartford	CT	32.0	0.0				32.0				32.0
				D & W Constructoin, LLC	06249	Lebanon	CT	61.0	0.0				61.0				61.0
				Eagle Elevator Company, Inc.	01040	Holyoke	MA	8.0	0.0				8.0				8.0
				Eagle Elevator Company, Inc.	01077	Southwick	MA	341.0	0.0				341.0				341.0
				Eagle Elevator Company, Inc.	01081	Wales	MA	631.0	0.0				631.0				631.0
				Eagle Elevator Company, Inc.	01082	Ware	MA	324.0	0.0				324.0				324.0
				Eagle Elevator Company, Inc.	01330	Ashfield	MA	213.0	0.0				213.0				213.0
				Eagle Elevator Company, Inc.	01612	Paxton	MA	35.0	0.0				35.0				35.0
				Eagle Elevator Company, Inc.	02769	Rehoboth	MA	96.0	0.0				96.0				96.0
				Folan Waterproofing	01550	Southbridge	MA	194.0	0.0				194.5				194.0
				Folan Waterproofing	01852	Lowell	MA	62.0	0.0				62.0				62.0
				Folan Waterproofing	02703	Attleboro	MA	120.0	0.0				120.0				120.0
				Folan Waterproofing	02720	Fall River	MA	15.0	0.0				15.0				15.0
				Folan Waterproofing	02878	Tiverton	RI	4.0	0.0				4.0				4.0
				Global Partners in Shielding, Inc.	07052	West Orange	NJ	170.0	0.0				170.0				170.0
				Global Partners in Shielding, Inc.	07070	Rutherford	NJ	170.0	0.0				170.0				170.0
				Global Partners in Shielding, Inc.	07087	Union City	NJ	158.0	0.0				158.0				158.0
				Global Partners in Shielding, Inc.	07407	Elmwood Park	NJ	150.0	0.0				150.0				150.0
				Global Partners in Shielding, Inc.	07601	Hackensack	NJ	114.0	0.0				114.0				114.0
				Greenwood Industries	01056	Ludlow	MA	112.0	0.0				112.3				112.0
				Greenwood Industries	01057	Monson	MA	26.0	0.0				25.5				26.0
				Greenwood Industries	01060	Northampton	MA	1.0	0.0				1.0				1.0
				Greenwood Industries	01104	Springfield	MA	80.0	0.0				80.0				80.0
				Greenwood Industries	01109	Springfield	MA	14.0	0.0				5.0	9.0			14.0
				Greenwood Industries	01364	Orange	MA	9.0	0.0				9.0				9.0
				Greenwood Industries	01430	Ashburnham	MA	8.0	0.0				8.0				8.0
				Greenwood Industries	01475	Winchendon	MA	30.0	0.0				29.8				30.0
				Greenwood Industries	01507	Charlton	MA	142.0	0.0				142.3				142.0
				Greenwood Industries	01516	Douglas	MA	24.0	0.0				23.5				24.0
				Greenwood Industries	01540	Oxford	MA	16.0	0.0				16.5				16.0
				Greenwood Industries	01550	Southbridge	MA	220.0	0.0				220.5				220.0
				Greenwood Industries	01573		MA	2.0	0.0				1.5				2.0
				Greenwood Industries	01583	West Boylston	MA	9.0	0.0				9.0				9.0
				Greenwood Industries	01602	Worcester	MA	22.0	0.0				21.8				22.0
				Greenwood Industries	01604	Worcester	MA	84.0	0.0			79.0	5.0				84.0
				Greenwood Industries	01605	Worcester	MA	147.0	0.0				147.0				147.0
				Greenwood Industries	01606	Worcester	MA	43.0	0.0				42.8				43.0
				Greenwood Industries	01609	Worcester	MA	9.0	0.0				9.0				9.0
				Greenwood Industries	01610	Worcester	MA	67.0	0.0				67.0				67.0
				Greenwood Industries	01612	Paxton	MA	9.0	0.0				9.0				9.0
				Greenwood Industries	01920		MA	5.0	0.0				5.0				5.0
				Greenwood Industries	02019	Bellingham	MA	17.0	0.0				17.0				17.0
				Greenwood Industries	02893	West Warwick	RI	9.0	0.0				9.0				9.0
				Greenwood Industries	02895	Woonsocket	RI	32.0	0.0				32.3				32.0
				Greenwood Industries	06010	Bristol	CT	88.0	0.0				88.0				88.0
				Greenwood Industries	06051	New Britain	CT	24.0	0.0				24.0				24.0

Project	Phase	Project Name	General Contractor Name	Company Name	Zip Code	City	State	Male	Female	Asian	Black/African American/Cape Verdean	Caucasian	Hispanic	Native American/Eskimo/Aleut	Minority - Other	Other	Total Hours Reported
				Greenwood Industries	06084	Tolland	CT	303.0	0.0			40.5	262.5				303.0
				Greenwood Industries	06106	Hartford	CT	75.0	0.0				75.0				75.0
				Greenwood Industries	06110	West Hartford	CT	27.0	0.0		27.0						27.0
				Greenwood Industries	06112	Hartford	CT	116.0	0.0				115.5				116.0
				Greenwood Industries	06238	Coventry	CT	251.0	0.0			251.0					251.0
				Greenwood Industries	06277	Thompson	CT	4.0	0.0			3.5					4.0
				Greenwood Industries	06610	Bridgeport	CT	4.0	0.0		3.5						4.0
				Greenwood Industries	06790	Torrington	CT	160.0	0.0			160.5					160.0
				Harold Brothers Mechanical Contractors, Inc.	01035	Hadley	MA	1,202.0	0.0			1,202.0					1,202.0
				Harold Brothers Mechanical Contractors, Inc.	01056	Ludlow	MA	824.0	0.0			824.0					824.0
				Harold Brothers Mechanical Contractors, Inc.	01068	Oakham	MA	1,084.0	0.0			1,084.0					1,084.0
				Harold Brothers Mechanical Contractors, Inc.	01083	Warren	MA	1,446.0	0.0			1,446.0					1,446.0
				Harold Brothers Mechanical Contractors, Inc.	01220	Adams	MA	160.0	0.0			160.0					160.0
				Harold Brothers Mechanical Contractors, Inc.	01256	Savoy	MA	640.0	0.0					640.0			640.0
				Harold Brothers Mechanical Contractors, Inc.	01376	Turners Falls	MA	1,248.0	0.0			1,248.0					1,248.0
				Harold Brothers Mechanical Contractors, Inc.	01440	Gardner	MA	1,272.0	0.0			1,272.0					1,272.0
				Harold Brothers Mechanical Contractors, Inc.	01527	Millbury	MA	384.0	0.0			384.0					384.0
				Harold Brothers Mechanical Contractors, Inc.	01537	North Oxford	MA	707.0	0.0			707.0					707.0
				Harold Brothers Mechanical Contractors, Inc.	01540	Oxford	MA	320.0	0.0			320.0					320.0
				Harold Brothers Mechanical Contractors, Inc.	01550	Southbridge	MA	1,537.0	0.0			1,537.0					1,537.0
				Harold Brothers Mechanical Contractors, Inc.	01570	Webster	MA	581.0	0.0								581.0
				Harold Brothers Mechanical Contractors, Inc.	01603	Worcester	MA	2,766.0	0.0		1,200.0	1,566.0					2,766.0
				Harold Brothers Mechanical Contractors, Inc.	02093	Wrentham	MA	144.0	0.0			144.0					144.0
				Jack Moore Associates, Inc.	06255	North Grosvenordale	CT	32.0	0.0			32.0					32.0
				John W. Egan Company, Inc.	01001	Agawam	MA	637.0	0.0			637.0					637.0
				John W. Egan Company, Inc.	01020	Chicopee	MA	225.0	0.0			225.0					225.0
				John W. Egan Company, Inc.	01056	Ludlow	MA	152.0	0.0			152.0					152.0
				John W. Egan Company, Inc.	01060	Northampton	MA	28.0	0.0			28.0					28.0
				John W. Egan Company, Inc.	01082	Ware	MA	239.0	0.0			239.0					239.0
				John W. Egan Company, Inc.	01420	Fitchburg	MA	42.0	0.0			42.0					42.0
				John W. Egan Company, Inc.	01440	Gardner	MA	128.0	0.0			128.0					128.0
				John W. Egan Company, Inc.	01475	Winchendon	MA	8.0	0.0			8.0					8.0
				John W. Egan Company, Inc.	01550	Southbridge	MA	16.0	0.0			16.0					16.0
				K & K Acoustical Ceilings, Inc.	01301	Greenfield	MA	227.0	0.0			227.0					227.0
				K & K Acoustical Ceilings, Inc.	01501	Auburn	MA	355.0	0.0			355.0					355.0
				K & K Acoustical Ceilings, Inc.	01602	Worcester	MA	264.0	0.0			264.0					264.0
				KMK Insulation, Inc.	01001	Agawam	MA	1,181.0	0.0			1,181.0					1,181.0
				KMK Insulation, Inc.	01027	Easthampton	MA	800.0	0.0			799.5					800.0
				KMK Insulation, Inc.	01040	Holyoke	MA	40.0	0.0			40.0					40.0
				KMK Insulation, Inc.	01085	Westfield	MA	360.0	0.0			360.0					360.0
				KMK Insulation, Inc.	06010	Bristol	CT	350.0	0.0			350.0					350.0
				KMK Insulation, Inc.	06062	Plainville	CT	64.0	0.0			64.0					64.0
				KMK Insulation, Inc.	06074	South Windsor	CT	7.0	0.0			7.0					7.0
				KMK Insulation, Inc.	06082	Enfield	CT	14.0	0.0			13.5					14.0
				KMK Insulation, Inc.	06114	Hartford	CT	24.0	0.0			24.0					24.0
				KMK Insulation, Inc.	06232	Andover	CT	96.0	0.0			96.0					96.0
				KMK Insulation, Inc.	06238	Coventry	CT	16.0	0.0			16.0					16.0
				KMK Insulation, Inc.	06239	Danielson	CT	39.0	0.0			39.0					39.0
				KMK Insulation, Inc.	06415	Colchester	CT	31.0	0.0			31.0					31.0
				KMK Insulation, Inc.	06489	Southington	CT	364.0	0.0			364.0					364.0
				Lighthouse Masonry, Inc.	01749	Hudson	MA	15.0	0.0			15.0					15.0
				Lighthouse Masonry, Inc.	02149	Everett	MA	232.0	0.0			231.5					232.0
				Lighthouse Masonry, Inc.	02383			0.0	7.0			7.0					7.0
				Lighthouse Masonry, Inc.	02718	East Taunton	MA	450.0	0.0			450.0					450.0
				Lighthouse Masonry, Inc.	02721	Fall River	MA	906.0	0.0			905.5					906.0
				Lighthouse Masonry, Inc.	02725	Somerset	MA	453.0	0.0			453.0					453.0
				Lighthouse Masonry, Inc.	02740	New Bedford	MA	3,086.0	0.0		1,100.0		1,986.5				3,086.0
				Lighthouse Masonry, Inc.	02744	New Bedford	MA	6.0	0.0			6.0					6.0
				Lighthouse Masonry, Inc.	02745	New Bedford	MA	3,809.0	0.0			2,238.3	1,570.5				3,809.0
				Lighthouse Masonry, Inc.	02746	New Bedford	MA	5,516.0	0.0		102.5	335.0	5,078.5				5,516.0
				Lighthouse Masonry, Inc.	02747	North Dartmouth	MA	3,630.0	0.0			3,629.5					3,630.0
				Lighthouse Masonry, Inc.	02748	South Dartmouth	MA	570.0	0.0			570.5					570.0
				Lighthouse Masonry, Inc.	03031	Amherst	NH	5.0	0.0			5.0					5.0
				Lighthouse Masonry, Inc.	11550	Hempstead	NY	223.0	0.0				223.0				223.0
				Maia Steel Places, Inc.	01030	Feeding Hills	MA	144.0	0.0			144.0					144.0
				Maia Steel Places, Inc.	01050	Huntington	MA	218.0	0.0			218.0					218.0
				Maia Steel Places, Inc.	01109	Springfield	MA	14.0	0.0			14.0					14.0
				Maia Steel Places, Inc.	01331	Athol	MA	542.0	0.0			542.5					542.0
				Maia Steel Places, Inc.	01543	Rutland	MA	40.0	0.0			40.0					40.0
				Maia Steel Places, Inc.	01570	Webster	MA	236.0	0.0			236.0					236.0
				Maia Steel Places, Inc.	01902	Lynn	MA	160.0	0.0			160.0					160.0
				Maia Steel Places, Inc.	02124	Dorchester Center	MA	218.0	0.0			218.5					218.0
				Maia Steel Places, Inc.	02740	New Bedford	MA	855.0	0.0				855.0				855.0
				Maia Steel Places, Inc.	02865	Lincoln	RI	8.0	0.0			8.0					8.0
				Maia Steel Places, Inc.	03049	Hollis	NH	54.0	0.0			54.5					54.0
				Maia Steel Places, Inc.	06016	Broad Brook	CT	223.0	0.0			223.0					223.0
				Maia Steel Places, Inc.	06082	Enfield	CT	128.0	0.0			128.0					128.0
				Manganaro Northeast, LLC	01001	Agawam	MA	1,174.0	0.0			1,174.0					1,174.0
				Manganaro Northeast, LLC	01007	Belchertown	MA	1,998.0	0.0			1,998.0					1,998.0

Project	Phase	Project Name	General Contractor Name	Company Name	Zip Code	City	State	Male	Female	Asian	Black/African American/Cape Verdean	Caucasian	Hispanic	Native American/Eskimo/Aleut	Minority - Other	Other	Total Hours Reported
				Manganaro Northeast, LLC	01013	Chicopee	MA	1,748.0	0.0			1,748.0					1,748.0
				Manganaro Northeast, LLC	01020	Chicopee	MA	864.0	0.0			422.0	442.0				864.0
				Manganaro Northeast, LLC	01030	Feeding Hills	MA	320.0	0.0			320.0					320.0
				Manganaro Northeast, LLC	01033	Granby	MA	840.0	0.0			840.0					840.0
				Manganaro Northeast, LLC	01056	Ludlow	MA	738.0	0.0			738.0					738.0
				Manganaro Northeast, LLC	01085	Westfield	MA	377.0	0.0			377.0					377.0
				Manganaro Northeast, LLC	01108	Springfield	MA	228.0	0.0			228.0					228.0
				Manganaro Northeast, LLC	01109	Springfield	MA	479.0	0.0			447.0	32.0				479.0
				Manganaro Northeast, LLC	01129	Springfield	MA	868.0	0.0			868.0					868.0
				Manganaro Northeast, LLC	01201	Pittsfield	MA	1,517.0	0.0			1,517.0					1,517.0
				Manganaro Northeast, LLC	01527	Millbury	MA	20.0	0.0			20.0					20.0
				Manganaro Northeast, LLC	06016	Broad Brook	CT	22.0	0.0			22.0					22.0
				Manganaro Northeast, LLC	06076	Stafford Springs	CT	675.0	0.0			675.0					675.0
				Manganaro Northeast, LLC	06082	Enfield	CT	173.0	0.0			173.0					173.0
				Manganaro Northeast, LLC	06255	North Grosvenordale	CT	208.0	0.0			208.0					208.0
				Manganaro Northeast, LLC	06256	North Windham	CT	184.0	0.0			184.0					184.0
				Manganaro Northeast, LLC	06360	Norwich	CT	899.0	0.0			899.0					899.0
				Manganaro Northeast, LLC	06373	Oneco	CT	80.0	0.0			80.0					80.0
				Manganaro Northeast, LLC	06374	Plainfield	CT	1,296.0	0.0			1,295.5					1,296.0
				Manganaro Northeast, LLC	06377	Sterling	CT	8.0	0.0			8.0					8.0
				Mass. Crane & Hoist Service	01430	Ashburnham	MA	33.0	0.0			33.0					33.0
				Mass. Crane & Hoist Service	01827	Dunstable	MA	24.0	0.0			23.8					24.0
				Mass. Crane & Hoist Service	03033	Brookline	NH	31.0	0.0			30.8					31.0
				Mass. Crane & Hoist Service	03450	Harrisville	NH	131.0	0.0			130.8					131.0
				Mass. Crane & Hoist Service	04340			77.0	0.0			76.8					77.0
				Mass. Crane & Hoist Service	06424	East Hampton	CT	23.0	0.0			23.0					23.0
				Mass. Crane & Hoist Service	06778	Northfield	CT	106.0	0.0			105.5					106.0
				New Age Electrical Services, LLC	01007	Belchertown	MA	1,028.0	0.0			1,028.5					1,028.0
				New Age Electrical Services, LLC	01011	Chester	MA	1,048.0	0.0			1,048.0					1,048.0
				New Age Electrical Services, LLC	01301	Greenfield	MA	851.0	0.0			851.0					851.0
				New Age Electrical Services, LLC	01701	Framingham	MA	160.0	0.0			160.0					160.0
				New Age Electrical Services, LLC	02176	Melrose	MA	146.0	0.0			146.0					146.0
				New Age Electrical Services, LLC	05824	Concord	VT	486.0	0.0			486.0					486.0
				New Age Electrical Services, LLC	05906	Lunenburg	VT	793.0	0.0			793.0					793.0
				QP Equipment, LLC	01093	Whately	MA	283.0	0.0			283.0					283.0
				QP Equipment, LLC	01108	Springfield	MA	284.0	0.0		284.0						284.0
				QP Equipment, LLC	06483	Seymour	CT	14.0	0.0			13.8					14.0
				QP Equipment, LLC	06716	Wolcott	CT	14.0	0.0			13.8					14.0
				Quality Renovations, Inc.	01090	West Springfield	MA	68.0	0.0			68.0					68.0
				R & R Window Contractors, Inc.	01027	Easthampton	MA	50.0	0.0			49.8					50.0
				R & R Window Contractors, Inc.	01073	Southampton	MA	56.0	0.0			56.0					56.0
				R & R Window Contractors, Inc.	01096	Williamsburg	MA	2.0	0.0			2.0					2.0
				R & R Window Contractors, Inc.	01098	Worthington	MA	2.0	0.0			2.0					2.0
				R & R Window Contractors, Inc.	01330	Ashfield	MA	26.0	0.0			25.5					26.0
				R & R Window Contractors, Inc.	06082	Enfield	CT	38.0	0.0			37.8					38.0
				Ralph Computaro & Son Excavating, Inc.	01005	Barre	MA	80.0	0.0			80.0					80.0
				Ralph Computaro & Son Excavating, Inc.	01013	Chicopee	MA	440.0	0.0			440.5	440.5				440.0
				Ralph Computaro & Son Excavating, Inc.	01020	Chicopee	MA	458.0	0.0			457.5					458.0
				Ralph Computaro & Son Excavating, Inc.	01040	Holyoke	MA	224.0	0.0			0.0	224.0				224.0
				Ralph Computaro & Son Excavating, Inc.	01071	Russell	MA	160.0	0.0			160.0					160.0
				Ralph Computaro & Son Excavating, Inc.	01089	West Springfield	MA	1,450.0	0.0			1,450.0					1,450.0
				Ralph Computaro & Son Excavating, Inc.	01104	Springfield	MA	584.0	0.0			583.5					584.0
				Ralph Computaro & Son Excavating, Inc.	01118	Springfield	MA	80.0	0.0			80.0					80.0
				Ralph Computaro & Son Excavating, Inc.	01337	Bernardston	MA	46.0	0.0			45.5					46.0
				Ralph Computaro & Son Excavating, Inc.	01339	Charlemont	MA	1,466.0	0.0			1,466.0					1,466.0
				Ralph Computaro & Son Excavating, Inc.	01571	Dudley	MA	0.0	112.0			112.5					112.0
				Ralph Computaro & Son Excavating, Inc.	05346	Putney	VT	132.0	0.0			131.5					132.0
				Ralph Computaro & Son Excavating, Inc.	06066	Vernon Rockville	CT	24.0	0.0			24.0					24.0
				Ralph Computaro & Son Excavating, Inc.	06082	Enfield	CT	2,730.0	0.0			2,729.8					2,730.0
				Ralph Computaro & Son Excavating, Inc.	06093	West Suffield	CT	72.0	0.0			72.0					72.0
				Ralph Computaro & Son Excavating, Inc.	06093	West Suffield	CT	932.0	0.0			931.5					932.0
				Ralph Computaro & Son Excavating, Inc.	06281	Woodstock	CT	359.0	0.0			359.0					359.0
				Ralph Computaro & Son Excavating, Inc.	06473	North Haven	CT	192.0	0.0			192.0					192.0
				Ralph Computaro & Son Excavating, Inc.	06489	Southington	CT	125.0	0.0			125.0					125.0
				Ralph Computaro & Son Excavating, Inc.	06790	Torrington	CT	260.0	0.0			260.0					260.0
				S & F Concrete Contractors, Inc.	01007	Belchertown	MA	148.0	0.0			147.5					148.0
				S & F Concrete Contractors, Inc.	01013	Chicopee	MA	1.0	0.0			1.0	1.0				1.0
				S & F Concrete Contractors, Inc.	01013	Chicopee	MA	1.0	0.0			1.0	1.0				1.0
				S & F Concrete Contractors, Inc.	01040	Holyoke	MA	699.0	0.0			699.0					699.0
				S & F Concrete Contractors, Inc.	01062	Florence	MA	368.0	0.0			368.0					368.0
				S & F Concrete Contractors, Inc.	01069	Palmer	MA	1,234.0	974.0			2,207.0					2,208.0
				S & F Concrete Contractors, Inc.	01070	Plainfield	MA	0.0	605.0			605.0					605.0
				S & F Concrete Contractors, Inc.	01085	Westfield	MA	312.0	0.0			312.0					312.0
				S & F Concrete Contractors, Inc.	01095	Wilbraham	MA	1,808.0	0.0			1,808.0					1,808.0
				S & F Concrete Contractors, Inc.	01095	Wilbraham	MA	594.0	0.0		8.5	586.0					594.0
				S & F Concrete Contractors, Inc.	01109	Springfield	MA	1,000.0	0.0			1,000.0					1,000.0
				S & F Concrete Contractors, Inc.	01118	Springfield	MA	72.0	0.0			72.0					72.0
				S & F Concrete Contractors, Inc.	01119	Springfield	MA	10.0	0.0			9.5					10.0
				S & F Concrete Contractors, Inc.	01129	Springfield	MA	76.0	0.0			75.5					76.0

Project	Phase	Project Name	General Contractor Name	Company Name	Zip Code	City	State	Male	Female	Asian	Black/African American/Cape Verdean	Caucasian	Hispanic	Native American/Eskimo /Aleut	Minority - Other	Other	Total Hours Reported
				S & F Concrete Contractors, Inc.	01201	Pittsfield	MA	501.0	0.0				501.0				501.0
				S & F Concrete Contractors, Inc.	01330	Ashfield	MA	188.0	0.0				188.0				188.0
				S & F Concrete Contractors, Inc.	01331	Athol	MA	102.0	144.0				246.0				246.0
				S & F Concrete Contractors, Inc.	01340	Colrain	MA	48.0	0.0				48.0				48.0
				S & F Concrete Contractors, Inc.	01349	Millers Falls	MA	583.0	0.0				583.0				583.0
				S & F Concrete Contractors, Inc.	01453	Leominster	MA	46.0	0.0				45.5				46.0
				S & F Concrete Contractors, Inc.	01453	Leominster	MA	292.0	0.0				222.0	70.5			292.0
				S & F Concrete Contractors, Inc.	01510	Clinton	MA	8.0	0.0				8.0				8.0
				S & F Concrete Contractors, Inc.	01532	Northborough	MA	18.0	0.0				18.0				18.0
				S & F Concrete Contractors, Inc.	01545	Shrewsbury	MA	8.0	0.0				8.5				8.0
				S & F Concrete Contractors, Inc.	01564	Sterling	MA	28.0	0.0				27.5				28.0
				S & F Concrete Contractors, Inc.	01568	Upton	MA	35.0	0.0				35.0				35.0
				S & F Concrete Contractors, Inc.	01605	Worcester	MA	80.0	0.0					80.5			80.0
				S & F Concrete Contractors, Inc.	01740	Bolton	MA	24.0	0.0				24.0				24.0
				S & F Concrete Contractors, Inc.	01746	Holliston	MA	30.0	0.0				29.5				30.0
				S & F Concrete Contractors, Inc.	01749	Hudson	MA	2,736.0	0.0				2,488.5	248.0			2,736.0
				S & F Concrete Contractors, Inc.	01749	Hudson	MA	2,612.0	0.0			130.0	2,025.5	456.0			2,612.0
				S & F Concrete Contractors, Inc.	01752	Marlborough	MA	57.0	0.0					57.0			57.0
				S & F Concrete Contractors, Inc.	01752	Marlborough	MA	1,176.0	0.0				1,176.5				1,176.0
				S & F Concrete Contractors, Inc.	01752	Marlborough	MA	17.0	0.0				17.0				17.0
				S & F Concrete Contractors, Inc.	01757	Millford	MA	20.0	0.0				20.5				20.0
				S & F Concrete Contractors, Inc.	01772	Southborough	MA	24.0	0.0				24.0				24.0
				S & F Concrete Contractors, Inc.	02038	Franklin	MA	28.0	0.0				28.0				28.0
				S & F Concrete Contractors, Inc.	02143	Somerville	MA	26.0	0.0				26.0				26.0
				S & F Concrete Contractors, Inc.	02364	Kingston	MA	779.0	0.0				779.0				779.0
				S & F Concrete Contractors, Inc.	02723	Fall River	MA	158.0	0.0				157.5				158.0
				S & F Concrete Contractors, Inc.	02748	South Dartmouth	MA	87.0	0.0				87.0				87.0
				S & F Concrete Contractors, Inc.	02780	Taunton	MA	9.0	0.0				9.0				9.0
				S & F Concrete Contractors, Inc.	03045	Goffstown	NH	19.0	0.0				19.0				19.0
				S & F Concrete Contractors, Inc.	03076	Pelham	NH	8.0	0.0				8.5				8.0
				S & F Concrete Contractors, Inc.	03229	Contoocook	NH	10.0	0.0				9.5				10.0
				S & F Concrete Contractors, Inc.	03470	Winchester	NH	556.0	0.0				555.5				556.0
				S & F Concrete Contractors, Inc.	05256			613.0	0.0				613.0				613.0
				Schnabel Foundation Company	03819	Danville	NH	24.0	0.0				24.0				24.0
				Schnabel Foundation Company	03903	Eliot	ME	24.0	0.0				24.0				24.0
				Superior Caulking & Waterproofing Company	01007	Belchertown	MA	292.0	0.0				292.0				292.0
				Superior Caulking & Waterproofing Company	01010	Brimfield	MA	29.0	0.0				29.0				29.0
				Superior Caulking & Waterproofing Company	01020	Chicopee	MA	212.0	0.0				212.5				212.0
				Superior Caulking & Waterproofing Company	01053	Leeds	MA	291.0	0.0					291.0			291.0
				Superior Caulking & Waterproofing Company	01075	South Hadley	MA	330.0	0.0			330.5					330.0
				Superior Caulking & Waterproofing Company	01080	Three Rivers	MA	450.0	0.0				449.5				450.0
				Superior Caulking & Waterproofing Company	01108	Springfield	MA	56.0	0.0					56.0			56.0
				Superior Caulking & Waterproofing Company	01118	Springfield	MA	358.0	0.0				358.5				358.0
				Superior Caulking & Waterproofing Company	01129	Springfield	MA	8.0	0.0				8.0				8.0
				Superior Caulking & Waterproofing Company	01138	Springfield	MA	17.0	0.0			17.0					17.0
				Superior Caulking & Waterproofing Company	01229	Glendale	MA	380.0	0.0					380.0			380.0
				Superior Caulking & Waterproofing Company	01507	Charlton	MA	170.0	0.0				170.0				170.0
				Superior Caulking & Waterproofing Company	01602	Worcester	MA	96.0	0.0			96.0					96.0
				Superior Caulking & Waterproofing Company	02538	East Wareham	MA	412.0	0.0				412.5				412.0
				Superior Caulking & Waterproofing Company	06611	Trumbull	CT	843.0	0.0				843.0				843.0
				Triboro Crane & Rigging Service	01756	Mendon	MA	19.0	0.0				19.0				19.0
				Triboro Crane & Rigging Service	01845	North Andover	MA	28.0	0.0				28.5				28.0
				Triboro Crane & Rigging Service	02019	Bellingham	MA	19.0	0.0				19.0				19.0
				Triboro Crane & Rigging Service	02859	Pascoag	RI	10.0	0.0				9.5				10.0
				Wayne J. Griffin Electric, Inc.	01013	Chicopee	MA	222.0	0.0				221.5				222.0
				Wayne J. Griffin Electric, Inc.	01014	Chicopee	MA	306.0	0.0			306.5					306.0
				Wayne J. Griffin Electric, Inc.	01020	Chicopee	MA	776.0	0.0				776.0				776.0
				Wayne J. Griffin Electric, Inc.	01022	Chicopee	MA	104.0	0.0				104.0				104.0
				Wayne J. Griffin Electric, Inc.	01027	Easthampton	MA	1,425.0	0.0				1,424.8				1,425.0
				Wayne J. Griffin Electric, Inc.	01030	Feeding Hills	MA	284.0	0.0				284.5				284.0
				Wayne J. Griffin Electric, Inc.	01033	Granby	MA	2,136.0	0.0				2,135.5				2,136.0
				Wayne J. Griffin Electric, Inc.	01036	Hampden	MA	386.0	0.0				386.5				386.0
				Wayne J. Griffin Electric, Inc.	01040	Holyoke	MA	1,925.0	0.0				868.5	1,056.5			1,925.0
				Wayne J. Griffin Electric, Inc.	01056	Ludlow	MA	24.0	0.0				24.0				24.0
				Wayne J. Griffin Electric, Inc.	01057	Monson	MA	48.0	0.0				48.0				48.0
				Wayne J. Griffin Electric, Inc.	01057	Monson	MA	128.0	0.0				128.0				128.0
				Wayne J. Griffin Electric, Inc.	01068	Oakham	MA	2,271.0	0.0				2,271.0				2,271.0
				Wayne J. Griffin Electric, Inc.	01081	Ware	MA	120.0	0.0				120.0				120.0
				Wayne J. Griffin Electric, Inc.	01082	Ware	MA	328.0	0.0				327.5				328.0
				Wayne J. Griffin Electric, Inc.	01083	Warren	MA	670.0	0.0				669.5				670.0
				Wayne J. Griffin Electric, Inc.	01085	Westfield	MA	922.0	0.0			362.0	559.8				922.0
				Wayne J. Griffin Electric, Inc.	01089	West Springfield	MA	502.0	0.0				502.0				502.0
				Wayne J. Griffin Electric, Inc.	01095	Wilbraham	MA	1,508.0	0.0				1,507.5				1,508.0
				Wayne J. Griffin Electric, Inc.	01104	Springfield	MA	8.0	0.0					8.0			8.0
				Wayne J. Griffin Electric, Inc.	01106	Longmeadow	MA	176.0	0.0				176.0				176.0
				Wayne J. Griffin Electric, Inc.	01119	Springfield	MA	56.0	0.0				56.0				56.0
				Wayne J. Griffin Electric, Inc.	01128	Springfield	MA	8.0	0.0				8.0				8.0
				Wayne J. Griffin Electric, Inc.	01129	Springfield	MA	792.0	0.0				792.0				792.0
				Wayne J. Griffin Electric, Inc.	01301	Greenfield	MA	333.0	0.0				333.0				333.0

Project	Phase	Project Name	General Contractor Name	Company Name	Zip Code	City	State	Male	Female	Asian	Black/African American/Cape Verdean	Caucasian	Hispanic	Native American/Eskimo/Aleut	Minority - Other	Other	Total Hours Reported
				Wayne J. Griffin Electric, Inc.	01341	Conway	MA	376.0	0.0			376.0					376.0
				Wayne J. Griffin Electric, Inc.	01364	Orange	MA	0.0	64.0			64.0					64.0
				Wayne J. Griffin Electric, Inc.	01436	Baldwinville	MA	758.0	0.0			758.0					758.0
				Wayne J. Griffin Electric, Inc.	01440	Gardner	MA	447.0	492.0			939.0					939.0
				Wayne J. Griffin Electric, Inc.	01462	Lunenburg	MA	1,321.0	0.0			1,321.0					1,321.0
				Wayne J. Griffin Electric, Inc.	01506	Brookfield	MA	24.0	0.0			24.0					24.0
				Wayne J. Griffin Electric, Inc.	01515	East Brookfield	MA	327.0	0.0			327.0					327.0
				Wayne J. Griffin Electric, Inc.	01520	Holden	MA	48.0	0.0			48.5					48.0
				Wayne J. Griffin Electric, Inc.	01521	Holland	MA	31.0	0.0			31.0					31.0
				Wayne J. Griffin Electric, Inc.	01524	Leicester	MA	18.0	0.0			18.0					18.0
				Wayne J. Griffin Electric, Inc.	01562	Spencer	MA	32.0	0.0			32.0					32.0
				Wayne J. Griffin Electric, Inc.	01585	West Brookfield	MA	96.0	0.0			96.0					96.0
				Wayne J. Griffin Electric, Inc.	03781	Plainfield	NH	48.0	0.0			48.0					48.0
				Wayne J. Griffin Electric, Inc.	05149	Ludlow	VT	464.0	0.0			464.0					464.0
				Wayne J. Griffin Electric, Inc.	05156	Springfield	VT	1,130.0	0.0			1,130.0					1,130.0
				Wayne J. Griffin Electric, Inc.	05301	Brattleboro	VT	380.0	0.0			380.0					380.0
				Wayne J. Griffin Electric, Inc.	06277	Thompson	CT	0.0	8.0			8.0					8.0
UML1203	DC1	UML School of Business New Facility	Lee Kennedy Company, Inc.	Axiom Concrete Sawing, LLC	02062	Norwood	MA	4.0	0.0			4.0					4.0
				Axiom Concrete Sawing, LLC	02346	Middleboro	MA	4.0	0.0			4.0					4.0
				Axiom Concrete Sawing, LLC	02379	West Bridgewater	MA	5.0	0.0			5.0					5.0
				Air Solutions & Balancing, LLC	01824	Chelmsford	MA	4.0	0.0			4.0					4.0
				Air Solutions & Balancing, LLC	01834	Groveland	MA	4.0	0.0			4.0					4.0
				Air Solutions & Balancing, LLC	01864	North Reading	MA	12.0	0.0			11.5					12.0
				Air Solutions & Balancing, LLC	02184	Braintree	MA	8.0	0.0			8.0					8.0
				Air Solutions & Balancing, LLC	02359	Pembroke	MA	4.0	0.0			4.0					4.0
				Air Solutions & Balancing, LLC	02780	Taunton	MA	8.0	0.0			8.0					8.0
				Air Solutions & Balancing, LLC	03051	Hudson	NH	96.0	0.0			96.3					96.0
				Air Solutions & Balancing, LLC	03053	Londonderry	NH	8.0	0.0			7.5					8.0
				Air Solutions & Balancing, LLC	03276	Tilton	NH	34.0	0.0			33.5					34.0
				Air Solutions & Balancing, LLC	03278	Warner	NH	232.0	0.0			232.0					232.0
				Air Solutions & Balancing, LLC	03301	Concord	NH	15.0	0.0			14.8					15.0
				Air Solutions & Balancing, LLC	03874	Seabrook	NH	8.0	0.0			7.5					8.0
				Allegheny Contract Flooring, Inc.	01464	Shirley	MA	10.0	0.0			10.0					10.0
				Allegheny Contract Flooring, Inc.	01801	Woburn	MA	136.0	0.0				136.0				136.0
				Allegheny Contract Flooring, Inc.	01841	Lawrence	MA	54.0	0.0			54.0					54.0
				Allegheny Contract Flooring, Inc.	01844	Methuen	MA	56.0	0.0			56.0					56.0
				Allegheny Contract Flooring, Inc.	01853	Lowell	MA	8.0	0.0			8.0					8.0
				Allegheny Contract Flooring, Inc.	02062	Norwood	MA	8.0	0.0			8.0					8.0
				Allegheny Contract Flooring, Inc.	02072	Stoughton	MA	8.0	0.0			8.0					8.0
				Allegheny Contract Flooring, Inc.	02090	Westwood	MA	16.0	0.0			16.0					16.0
				Allegheny Contract Flooring, Inc.	02129	Charlestown	MA	28.0	0.0				28.0				28.0
				Allegheny Contract Flooring, Inc.	02148	Malden	MA	16.0	0.0				16.0				16.0
				Allegheny Contract Flooring, Inc.	02150	Chelsea	MA	32.0	0.0				32.0				32.0
				Allegheny Contract Flooring, Inc.	02151	Revere	MA	157.0	0.0				157.0				157.0
				Allegheny Contract Flooring, Inc.	02184	Braintree	MA	14.0	0.0				14.0				14.0
				Allegheny Contract Flooring, Inc.	02347	Lakeville	MA	8.0	0.0			8.0					8.0
				Allegheny Contract Flooring, Inc.	02368	Randolph	MA	8.0	0.0			8.0					8.0
				Allegheny Contract Flooring, Inc.	02896	North Smithfield	RI	31.0	0.0			31.0					31.0
				Allegheny Contract Flooring, Inc.	03037	Deerfield	NH	54.0	0.0				54.0				54.0
				Allegheny Contract Flooring, Inc.	03044	Fremont	NH	14.0	0.0			14.0					14.0
				Allegheny Contract Flooring, Inc.	03079	Salem	NH	48.0	0.0	48.0							48.0
				Allegheny Contract Flooring, Inc.	03811	Atkinson	NH	8.0	0.0			8.0					8.0
				Angelini Plastering, Inc.	01005	Barre	MA	64.0	0.0			64.0					64.0
				Angelini Plastering, Inc.	01420	Fitchburg	MA	132.0	0.0			132.0					132.0
				Angelini Plastering, Inc.	01701	Framingham	MA	86.0	0.0			86.0					86.0
				Angelini Plastering, Inc.	01821	Billerica	MA	45.0	0.0			45.0					45.0
				Angelini Plastering, Inc.	01826	Dracut	MA	200.0	0.0			200.0					200.0
				Angelini Plastering, Inc.	01826	Dracut	MA	21.0	0.0			21.0					21.0
				Angelini Plastering, Inc.	01826	Dracut	MA	1,106.0	0.0			1,105.5					1,106.0
				Angelini Plastering, Inc.	01843	Lawrence	MA	187.0	0.0				187.0				187.0
				Angelini Plastering, Inc.	01844	Methuen	MA	250.0	0.0			249.5					250.0
				Angelini Plastering, Inc.	01864	North Reading	MA	92.0	0.0			92.0					92.0
				Angelini Plastering, Inc.	01864	North Reading	MA	52.0	0.0			52.0					52.0
				Angelini Plastering, Inc.	01906	Saugus	MA	116.0	0.0			116.0					116.0
				Angelini Plastering, Inc.	01960	Peabody	MA	56.0	0.0			56.0					56.0
				Angelini Plastering, Inc.	01970	Salem	MA	33.0	0.0			33.0					33.0
				Angelini Plastering, Inc.	02726	Somerset	MA	55.0	0.0			55.0					55.0
				Angelini Plastering, Inc.	03038	Derry	NH	230.0	0.0			230.0					230.0
				Angelini Plastering, Inc.	03038	Derry	NH	24.0	0.0			24.0					24.0
				Angelini Plastering, Inc.	03045	Goffstown	NH	326.0	0.0			326.0					326.0
				Angelini Plastering, Inc.	03045	Goffstown	NH	204.0	0.0			204.0					204.0
				Angelini Plastering, Inc.	03052	Litchfield	NH	236.0	0.0			236.0					236.0
				Angelini Plastering, Inc.	03053	Londonderry	NH	38.0	0.0			38.0					38.0
				Angelini Plastering, Inc.	03054	Merrimack	NH	8.0	0.0			8.0					8.0
				Angelini Plastering, Inc.	03060	Nashua	NH	343.0	0.0			343.0					343.0
				Angelini Plastering, Inc.	03060	Nashua	NH	216.0	0.0			216.0					216.0
				Angelini Plastering, Inc.	03063	Nashua	NH	105.0	0.0			105.0					105.0
				Angelini Plastering, Inc.	03070	New Boston	NH	588.0	0.0			588.0					588.0
				Angelini Plastering, Inc.	03076	Pelham	NH	32.0	0.0			32.0					32.0

Project	Phase	Project Name	General Contractor Name	Company Name	Zip Code	City	State	Male	Female	Asian	Black/African American/Cape Verdean	Caucasian	Hispanic	Native American/Eskimo/Aleut	Minority - Other	Other	Total Hours Reported
				Angelini Plastering, Inc.	03087	Windham	NH	152.0	0.0			152.0					152.0
				Angelini Plastering, Inc.	03103	Manchester	NH	178.0	0.0				178.0				178.0
				Angelini Plastering, Inc.	03106	Hooksett	NH	308.0	0.0			308.0					308.0
				Angelini Plastering, Inc.	03106	Hooksett	NH	16.0	0.0			16.0					16.0
				Angelini Plastering, Inc.	03110	Bedford	NH	224.0	0.0			224.0					224.0
				Angelini Plastering, Inc.	03276	Tilton	NH	812.0	0.0			812.0					812.0
				Angelini Plastering, Inc.	03307	Loudon	NH	75.0	0.0			75.0					75.0
				Angelini Plastering, Inc.	04095	West Newfield	ME	5.0	0.0			5.0					5.0
				Automated Logic Contracting Services	01256	Savoy	MA	18.0	0.0			17.5					18.0
				Automated Logic Contracting Services	01464	Shirley	MA	114.0	0.0			114.5					114.0
				Automated Logic Contracting Services	01876	Tewksbury	MA	276.0	0.0			276.0					276.0
				Automated Logic Contracting Services	02062	Norwood	MA	882.0	0.0			882.0					882.0
				Automation Solutions, Inc.	01852	Lowell	MA	134.0	0.0			134.0					134.0
				Automation Solutions, Inc.	02045	Hull	MA	33.0	0.0			33.0					33.0
				Automation Solutions, Inc.	02061	Norwell	MA	10.0	0.0			10.0					10.0
				Automation Solutions, Inc.	02155	Medford	MA	6.0	0.0			6.0					6.0
				Automation Solutions, Inc.	02190	South Weymouth	MA	24.0	0.0			24.0					24.0
				Automation Solutions, Inc.	02766	Norton	MA	16.0	0.0			16.0					16.0
				Berlin Steel Construction Company	01906	Saugus	MA	112.0	0.0				112.0				112.0
				Berlin Steel Construction Company	02301	Brockton	MA	88.0	0.0			88.0					88.0
				Berlin Steel Construction Company	02536	East Falmouth	MA	24.0	0.0			24.0					24.0
				Berlin Steel Construction Company	03038	Derry	NH	88.0	0.0			88.0					88.0
				Berlin Steel Construction Company	03076	Pelham	NH	40.0	0.0			40.0					40.0
				Berlin Steel Construction Company	03275	Suncook	NH	144.0	0.0			144.0					144.0
				Berlin Steel Construction Company	03301	Concord	NH	420.0	0.0			420.0					420.0
				Berlin Steel Construction Company	04087	Waterboro	ME	112.0	0.0			112.0					112.0
				Berlin Steel Construction Company	04260	New Gloucester	ME	144.0	0.0			144.0					144.0
				Brox Industries	01810	Andover	MA	10.0	0.0			10.5					10.0
				Brox Industries	01824	Chelmsford	MA	14.0	0.0			14.5					14.0
				Brox Industries	01844	Methuen	MA	16.0	0.0			16.0					16.0
				Brox Industries	01864	North Reading	MA	4.0	0.0			4.5					4.0
				Brox Industries	02176	Melrose	MA	9.0	0.0			9.0					9.0
				Brox Industries	03076	Pelham	NH	17.0	0.0			17.0					17.0
				Brox Industries	03110	Bedford	NH	8.0	0.0			8.0					8.0
				Brox Industries	03841	Hampstead	NH	4.0	0.0			4.5					4.0
				Brox Industries	03857	Newmarket	NH	8.0	0.0					8.0			8.0
				Brox Industries	03861	Lee	NH	8.0	0.0			8.0					8.0
				Capital Carpet and Flooring Specialists, Inc.	01420	Fitchburg	MA	17.0	0.0			17.0					17.0
				Capital Carpet and Flooring Specialists, Inc.	01518	Fiskdale	MA	24.0	0.0			24.0					24.0
				Capital Carpet and Flooring Specialists, Inc.	01801	Woburn	MA	204.0	0.0			4.0	200.0				204.0
				Capital Carpet and Flooring Specialists, Inc.	01844	Methuen	MA	176.0	0.0			176.0					176.0
				Capital Carpet and Flooring Specialists, Inc.	01902	Lynn	MA	56.0	0.0			56.0					56.0
				Capital Carpet and Flooring Specialists, Inc.	01905	Lynn	MA	17.0	0.0				17.0				17.0
				Capital Carpet and Flooring Specialists, Inc.	01906	Saugus	MA	16.0	0.0			8.0	8.0				16.0
				Capital Carpet and Flooring Specialists, Inc.	02119	Roxbury	MA	8.0	0.0			8.0					8.0
				Capital Carpet and Flooring Specialists, Inc.	02145	Somerville	MA	124.0	0.0				124.0				124.0
				Capital Carpet and Flooring Specialists, Inc.	02149	Everett	MA	17.0	0.0				17.0				17.0
				Capital Carpet and Flooring Specialists, Inc.	02150	Chelsea	MA	8.0	0.0				8.0				8.0
				Capital Carpet and Flooring Specialists, Inc.	02324	Bridgewater	MA	8.0	0.0			8.0					8.0
				Capital Carpet and Flooring Specialists, Inc.	02532	Buzzards Bay	MA	24.0	0.0			24.0					24.0
				Capital Carpet and Flooring Specialists, Inc.	02861	Pawtucket	RI	33.0	0.0					33.0			33.0
				Capital Carpet and Flooring Specialists, Inc.	03038	Derry	NH	9.0	0.0				9.0				9.0
				Capital Carpet and Flooring Specialists, Inc.	03060	Nashua	NH	20.0	0.0			20.0					20.0
				Capital Carpet and Flooring Specialists, Inc.	03102	Manchester	NH	8.0	0.0			8.0					8.0
				Capital Carpet and Flooring Specialists, Inc.	06277	Thompson	CT	48.0	0.0			48.0					48.0
				Chapman Waterproofing Company	01604	Worcester	MA	2.0	0.0				2.0				2.0
				Chapman Waterproofing Company	01826	Dracut	MA	56.0	0.0			56.0					56.0
				Chapman Waterproofing Company	01863	North Chelmsford	MA	16.0	0.0			16.0					16.0
				Chapman Waterproofing Company	01908	Nahant	MA	8.0	0.0			8.0					8.0
				Chapman Waterproofing Company	01930	Gloucester	MA	52.0	0.0			52.0					52.0
				Chapman Waterproofing Company	01960	Peabody	MA	104.0	0.0			104.0					104.0
				Chapman Waterproofing Company	02021	Canton	MA	32.0	0.0			32.0					32.0
				Chapman Waterproofing Company	02032	East Walpole	MA	16.0	0.0				16.0				16.0
				Chapman Waterproofing Company	02121	Dorchester	MA	8.0	0.0			8.0					8.0
				Chapman Waterproofing Company	02122	Dorchester	MA	5.0	0.0			5.0					5.0
				Chapman Waterproofing Company	02135	Brighton	MA	16.0	0.0				16.0				16.0
				Chapman Waterproofing Company	02189	East Weymouth	MA	16.0	0.0			16.0					16.0
				Chapman Waterproofing Company	02360	Plymouth	MA	6.0	0.0			6.0					6.0
				Chapman Waterproofing Company	02895	Woonsocket	RI	12.0	0.0			12.0					12.0
				Chapman Waterproofing Company	03038	Derry	NH	8.0	0.0			8.0					8.0
				Chapman Waterproofing Company	03063	Nashua	NH	467.0	0.0			467.0					467.0
				Connectivity Point Design & Installation	01420	Fitchburg	MA	12.0	0.0			12.5					12.0
				Connectivity Point Design & Installation	01880	Wakefield	MA	106.0	0.0			106.5					106.0
				Connectivity Point Design & Installation	02140	Cambridge	MA	16.0	0.0			16.0					16.0
				Connectivity Point Design & Installation	02149	Everett	MA	31.0	0.0			31.0					31.0
				Connectivity Point Design & Installation	02896	North Smithfield	RI	126.0	0.0			126.5					126.0
				Connectivity Point Design & Installation	03060	Nashua	NH	285.0	0.0			285.0				0.0	285.0
				Connectivity Point Design & Installation	03064	Nashua	NH	44.0	0.0			44.0					44.0
				Connectivity Point Design & Installation	03086	Wilton	NH	656.0	0.0			655.5					656.0

Project	Phase	Project Name	General Contractor Name	Company Name	Zip Code	City	State	Male	Female	Asian	Black/African American/Cape Verdean	Caucasian	Hispanic	Native American/Eskimo/Aleut	Minority - Other	Other	Total Hours Reported
				Connectivity Point Design & Installation	03102	Manchester	NH	68.0	0.0				68.5				68.0
				Connectivity Point Design & Installation	03103	Manchester	NH	292.0	0.0				291.8				292.0
				Connectivity Point Design & Installation	03820	Dover	NH	34.0	0.0				34.5				34.0
				Connectivity Point Design & Installation	03833	Exeter	NH	86.0	0.0				85.5				86.0
				Connectivity Point Design & Installation	04222	Durham	ME	6.0	0.0				6.0				6.0
				Connectivity Point Design & Installation	04256	Mechanic Falls	ME	48.0	0.0				48.0				48.0
				Costa Brothers Masonry, Inc.	01821	Billerica	MA	121.0	0.0				121.0				121.0
				Costa Brothers Masonry, Inc.	02065	Ocean Bluff	MA	5.0	0.0				5.0				5.0
				Costa Brothers Masonry, Inc.	02135	Brighton	MA	56.0	0.0				56.0				56.0
				Costa Brothers Masonry, Inc.	02724	Fall River	MA	16.0	0.0				16.0				16.0
				Costa Brothers Masonry, Inc.	02743	Acushnet	MA	156.0	0.0				156.0				156.0
				Costa Brothers Masonry, Inc.	02744	New Bedford	MA	72.0	0.0		72.0						72.0
				Costa Brothers Masonry, Inc.	02745	New Bedford	MA	15.0	0.0			5.0	10.0				15.0
				Costa Brothers Masonry, Inc.	02747	North Dartmouth	MA	79.0	0.0				79.0				79.0
				Costa Brothers Masonry, Inc.	02748	South Dartmouth	MA	8.0	0.0				8.0				8.0
				Costa Brothers Masonry, Inc.	02777	Swansea	MA	82.0	0.0				82.0				82.0
				Costa Brothers Masonry, Inc.	02878	Tiverton	RI	19.0	0.0				19.0				19.0
				Delta Beckwith Elevator Company	01610	Worcester	MA	4.0	0.0				4.0				4.0
				Delta Beckwith Elevator Company	01821	Billerica	MA	8.0	0.0				8.0				8.0
				Delta Beckwith Elevator Company	01826	Dracut	MA	94.0	0.0				93.8				94.0
				Delta Beckwith Elevator Company	02048	Mansfield	MA	32.0	0.0				32.0				32.0
				Delta Beckwith Elevator Company	02155	Medford	MA	72.0	0.0				72.0				72.0
				Delta Beckwith Elevator Company	02184	Braintree	MA	5.0	0.0				5.0				5.0
				Delta Beckwith Elevator Company	02341	Hanson	MA	76.0	0.0				76.0				76.0
				Delta Beckwith Elevator Company	02379	West Bridgewater	MA	16.0	0.0				16.5				16.0
				Delta Beckwith Elevator Company	02777	Swansea	MA	160.0	0.0				160.0				160.0
				Delta Beckwith Elevator Company	03038	Derry	NH	222.0	0.0				221.5				222.0
				Delta Beckwith Elevator Company	03045	Goffstown	NH	8.0	0.0				7.8				8.0
				Delta Beckwith Elevator Company	03079	Salem	NH	30.0	0.0				29.5				30.0
				Delta Beckwith Elevator Company	03814	Center Ossipee	NH	8.0	0.0				8.0				8.0
				DePaoli Mosaic Company	01904	Lynn	MA	94.0	0.0				94.5				94.0
				DePaoli Mosaic Company	01906	Saugus	MA	71.0	0.0				71.0				71.0
				DePaoli Mosaic Company	01960	Peabody	MA	263.0	0.0				263.0				263.0
				DePaoli Mosaic Company	02066	Scituate	MA	158.0	0.0				158.0				158.0
				DePaoli Mosaic Company	02093	Wrentham	MA	20.0	0.0				20.0				20.0
				DePaoli Mosaic Company	02132	West Roxbury	MA	544.0	0.0				544.0				544.0
				DePaoli Mosaic Company	02302	Brockton	MA	12.0	0.0				12.0				12.0
				DePaoli Mosaic Company	02324	Bridgewater	MA	301.0	0.0				301.0				301.0
				DePaoli Mosaic Company	02332	Duxbury	MA	202.0	0.0				202.0				202.0
				DePaoli Mosaic Company	02346	Middleboro	MA	426.0	0.0				426.0				426.0
				DePaoli Mosaic Company	02351	Abington	MA	56.0	0.0				56.0				56.0
				DePaoli Mosaic Company	03874	Seabrook	NH	48.0	0.0				48.0				48.0
				General Mechanical Contractors, Inc.	01440	Gardner	MA	554.0	0.0				553.5				554.0
				General Mechanical Contractors, Inc.	01453	Leominster	MA	822.0	0.0				822.5				822.0
				General Mechanical Contractors, Inc.	01473	Westminster	MA	898.0	0.0				898.5				898.0
				General Mechanical Contractors, Inc.	01501	Auburn	MA	112.0	0.0				111.5				112.0
				General Mechanical Contractors, Inc.	01550	Southbridge	MA	336.0	0.0				336.5				336.0
				General Mechanical Contractors, Inc.	01562	Spencer	MA	379.0	0.0				4.0			375.0	379.0
				General Mechanical Contractors, Inc.	01571	Dudley	MA	636.0	0.0				636.0				636.0
				General Mechanical Contractors, Inc.	01603	Worcester	MA	104.0	0.0				104.0				104.0
				General Mechanical Contractors, Inc.	01604	Worcester	MA	96.0	0.0				96.0				96.0
				General Mechanical Contractors, Inc.	01606	Worcester	MA	12.0	0.0							11.5	12.0
				General Mechanical Contractors, Inc.	01754	Maynard	MA	88.0	0.0				88.0				88.0
				General Mechanical Contractors, Inc.	01841	Lawrence	MA	22.0	0.0				21.5				22.0
				General Mechanical Contractors, Inc.	02184	Braintree	MA	484.0	0.0				484.5				484.0
				General Mechanical Contractors, Inc.	02780	Taunton	MA	24.0	0.0							24.0	24.0
				General Mechanical Contractors, Inc.	02790	Westport	MA	340.0	0.0				339.5				340.0
				General Mechanical Contractors, Inc.	06255	North Grosvenordale	CT	479.0	0.0				479.0				479.0
				Gleeson Powers	01863	North Chelmsford	MA	272.0	0.0	272.0							272.0
				Gleeson Powers	01886	Westford	MA	16.0	0.0				16.0				16.0
				Gleeson Powers	02026	Dedham	MA	136.0	0.0				136.0				136.0
				Gleeson Powers	02824	Forestdale	RI	36.0	0.0				36.0				36.0
				Gleeson Powers	02896	North Smithfield	RI	134.0	0.0				134.0				134.0
				Griffin Interiors, Inc.	01524	Leicester	MA	376.0	0.0				376.0				376.0
				Griffin Interiors, Inc.	01867	Reading	MA	124.0	0.0				124.0				124.0
				Griffin Interiors, Inc.	01887	Wilmington	MA	13.0	0.0				13.0				13.0
				Griffin Interiors, Inc.	01906	Saugus	MA	194.0	0.0				194.0				194.0
				Griffin Interiors, Inc.	01913	Amesbury	MA	24.0	0.0				24.0				24.0
				Griffin Interiors, Inc.	02148	Malden	MA	8.0	0.0				8.0				8.0
				Griffin Interiors, Inc.	03051	Hudson	NH	16.0	0.0				16.0				16.0
				Griffin Interiors, Inc.	03053	Londonderry	NH	32.0	0.0				32.0				32.0
				H/V/AC/R Service Contractors, Inc.	01061	Northampton	MA	16.0	0.0				16.0				16.0
				H/V/AC/R Service Contractors, Inc.	01068	Oakham	MA	32.0	0.0				32.5				32.0
				H/V/AC/R Service Contractors, Inc.	01453	Leominster	MA	5.0	0.0				5.0				5.0
				H/V/AC/R Service Contractors, Inc.	06277	Thompson	CT	340.0	0.0				340.0				340.0
				Harold Brothers Mechanical Contractors, Inc.	01876	Tewksbury	MA	581.0	0.0				581.0				581.0
				Harold Brothers Mechanical Contractors, Inc.	01906	Saugus	MA	236.0	0.0				236.5				236.0
				Harold Brothers Mechanical Contractors, Inc.	01906	Saugus	MA	254.0	0.0				254.0				254.0
				Harold Brothers Mechanical Contractors, Inc.	01938	Ipswich	MA	216.0	0.0				216.0				216.0

Project	Phase	Project Name	General Contractor Name	Company Name	Zip Code	City	State	Male	Female	Asian	Black/African American/Cape Verdean	Caucasian	Hispanic	Native American/Eskimo/Aleut	Minority - Other	Other	Total Hours Reported
				Jupiter Electric, Inc.	01803	Burlington	MA	5.0	0.0			5.0					5.0
				Jupiter Electric, Inc.	01830	Haverhill	MA	58.0	0.0			57.5					58.0
				Jupiter Electric, Inc.	01835	Haverhill	MA	103.0	0.0			103.0					103.0
				Jupiter Electric, Inc.	01841	Lawrence	MA	0.0	442.0				442.5				442.0
				Jupiter Electric, Inc.	01841	Lawrence	MA	308.0	0.0				308.0				308.0
				Jupiter Electric, Inc.	01880	Wakefield	MA	200.0	0.0	112.0		88.0					200.0
				Jupiter Electric, Inc.	01913	Amesbury	MA	592.0	0.0			592.5					592.0
				Jupiter Electric, Inc.	01970	Salem	MA	486.0	0.0			486.0					486.0
				Jupiter Electric, Inc.	01983	Topsfield	MA	636.0	0.0			636.5					636.0
				Jupiter Electric, Inc.	02169	Quincy	MA	484.0	0.0				484.5				484.0
				Jupiter Electric, Inc.	02351	Abington	MA	764.0	0.0			764.5					764.0
				Jupiter Electric, Inc.	03038	Derry	NH	1,761.0	0.0			1,761.0					1,761.0
				Jupiter Electric, Inc.	03079	Salem	NH	375.0	0.0			375.0					375.0
				Jupiter Electric, Inc.	03826	East Hampstead	NH	964.0	0.0			963.5					964.0
				Jupiter Electric, Inc.	03833	Exeter	NH	16.0	0.0			16.0					16.0
				Jupiter Electric, Inc.	03865	Plaistow	NH	14.0	0.0			14.0					14.0
				Jupiter Electric, Inc.	03878	Somersworth	NH	861.0	0.0			861.0					861.0
				K & K Acoustical Ceilings, Inc.	01463	Pepperell	MA	134.0	0.0			134.0					134.0
				K & K Acoustical Ceilings, Inc.	01463	Pepperell	MA	872.0	0.0			871.5					872.0
				K & K Acoustical Ceilings, Inc.	01469	Townsend	MA	312.0	0.0			312.0					312.0
				K & K Acoustical Ceilings, Inc.	01826	Dracut	MA	174.0	0.0			174.0					174.0
				K & K Acoustical Ceilings, Inc.	01852	Lowell	MA	72.0	0.0			72.0					72.0
				K & K Acoustical Ceilings, Inc.	01854	Lowell	MA	330.0	0.0			330.0					330.0
				K & K Acoustical Ceilings, Inc.	01862	North Billerica	MA	40.0	0.0			40.0					40.0
				K & K Acoustical Ceilings, Inc.	01886	Westford	MA	16.0	0.0			16.0					16.0
				K & K Acoustical Ceilings, Inc.	01887	Wilmington	MA	53.0	0.0			53.0					53.0
				K & K Acoustical Ceilings, Inc.	01905	Lynn	MA	198.0	0.0			198.0					198.0
				K & K Acoustical Ceilings, Inc.	03051	Hudson	NH	16.0	0.0			16.0					16.0
				K & K Acoustical Ceilings, Inc.	03062	Nashua	NH	13.0	0.0			13.0					13.0
				K & K Acoustical Ceilings, Inc.	03079	Salem	NH	248.0	0.0			248.0					248.0
				K & K Acoustical Ceilings, Inc.	03103	Manchester	NH	156.0	0.0			156.0					156.0
				K & K Acoustical Ceilings, Inc.	03268	Salisbury	NH	43.0	0.0			43.0					43.0
				Kapiloff's Glass, Inc.	01028	East Longmeadow	MA	11.0	0.0			11.0					11.0
				Kapiloff's Glass, Inc.	01201	Pittsfield	MA	20.0	0.0			20.3					20.0
				Kapiloff's Glass, Inc.	01267	Williamstown	MA	11.0	0.0			10.8					11.0
				Kapiloff's Glass, Inc.	01337	Bernardston	MA	1.0	0.0			0.8					1.0
				Kapiloff's Glass, Inc.	01430	Ashburnham	MA	6.0	0.0			6.0					6.0
				Kapiloff's Glass, Inc.	02138	Cambridge	MA	10.0	0.0			10.3					10.0
				Kapiloff's Glass, Inc.	05261	Pownal	VT	5.0	0.0			5.0					5.0
				Lee Kennedy Company, Inc.	01082	Ware	MA	74.0	0.0			74.0					74.0
				Lee Kennedy Company, Inc.	01824	Chelmsford	MA	1,297.0	0.0			1,297.0					1,297.0
				Lee Kennedy Company, Inc.	01826	Dracut	MA	66.0	0.0			66.0					66.0
				Lee Kennedy Company, Inc.	01826	Dracut	MA	768.0	0.0			768.0					768.0
				Lee Kennedy Company, Inc.	01844	Methuen	MA	1,170.0	0.0			1,170.0					1,170.0
				Lee Kennedy Company, Inc.	01850	Lowell	MA	245.0	0.0			245.0					245.0
				Lee Kennedy Company, Inc.	01851	Lowell	MA	32.0	0.0						32.0		32.0
				Lee Kennedy Company, Inc.	01852	Lowell	MA	40.0	0.0			40.0					40.0
				Lee Kennedy Company, Inc.	01860	Merrimac	MA	88.0	0.0			88.0					88.0
				Lee Kennedy Company, Inc.	01904	Lynn	MA	108.0	0.0			108.0					108.0
				Lee Kennedy Company, Inc.	02045	Hull	MA	48.0	0.0			48.0					48.0
				Lee Kennedy Company, Inc.	02151	Revere	MA	32.0	0.0			32.0					32.0
				Lee Kennedy Company, Inc.	02151	Revere	MA	24.0	0.0			24.0					24.0
				Lee Kennedy Company, Inc.	02155	Medford	MA	16.0	0.0			16.0					16.0
				Lee Kennedy Company, Inc.	03038	Derry	NH	345.0	0.0			345.0					345.0
				Lee Kennedy Company, Inc.	03051	Hudson	NH	138.0	0.0				138.0				138.0
				Lee Kennedy Company, Inc.	03079	Salem	NH	36.0	0.0			36.0					36.0
				Maia Steel Places, Inc.	01331	Athol	MA	8.0	0.0			8.0					8.0
				Maia Steel Places, Inc.	01570	Webster	MA	14.0	0.0			14.0					14.0
				Maia Steel Places, Inc.	01887	Wilmington	MA	8.0	0.0			8.0					8.0
				Maia Steel Places, Inc.	02740	New Bedford	MA	8.0	0.0				8.0				8.0
				Maia Steel Places, Inc.	03049	Hollis	NH	6.0	0.0			6.0					6.0
				Marr Scaffolding	01702	Framingham	MA	8.0	0.0			8.0					8.0
				Marr Scaffolding	01913	Amesbury	MA	16.0	0.0			16.0					16.0
				Marr Scaffolding	02169	Quincy	MA	16.0	0.0			16.0					16.0
				Marr Scaffolding	02343	Holbrook	MA	16.0	0.0			16.0					16.0
				Marr Scaffolding	02857	North Scituate	RI	16.0	0.0			16.0					16.0
				Marr Scaffolding	03842	Hampton	NH	16.0	0.0			16.0					16.0
				Minuteman Security Technologies, Inc.	01854	Lowell	MA	77.0	0.0			77.0					77.0
				Minuteman Security Technologies, Inc.	01830	Haverhill	MA	33.0	0.0				33.0				33.0
				Minuteman Security Technologies, Inc.	01841	Lawrence	MA	34.0	0.0				34.0				34.0
				Minuteman Security Technologies, Inc.	01843	Lawrence	MA	75.0	0.0				75.0				75.0
				Minuteman Security Technologies, Inc.	01844	Methuen	MA	9.0	0.0				9.0				9.0
				RicMor Construction, Inc.	02184	Braintree	MA	28.0	0.0			28.0					28.0
				RicMor Construction, Inc.	02346	Middleboro	MA	20.0	0.0			20.0					20.0
				RicMor Construction, Inc.	02861	Pawtucket	RI	24.0	0.0			24.0					24.0
				RicMor Construction, Inc.	02864	Cumberland	RI	24.0	0.0			24.0					24.0
				RicMor Construction, Inc.	02895	Woonsocket	RI	8.0	0.0			8.0					8.0
				RicMor Construction, Inc.	02915	Riverside	RI	4.0	0.0			4.0					4.0
				RicMor Construction, Inc.	03055	Millford	NH	16.0	0.0			16.0					16.0

Project	Phase	Project Name	General Contractor Name	Company Name	Zip Code	City	State	Male	Female	Asian	Black/African American/Cape Verdean	Caucasian	Hispanic	Native American/Eskimo/Aleut	Minority - Other	Other	Total Hours Reported
				RicMor Construction, Inc.	03064	Nashua	NH	16.0	0.0				16.0				16.0
				Rustic Fire Protection, Inc.	01571	Dudley	MA	142.0	0.0				142.0				142.0
				Rustic Fire Protection, Inc.	02048	Mansfield	MA	78.0	0.0			78.0					78.0
				Rustic Fire Protection, Inc.	02703	Attleboro	MA	86.0	0.0				86.0				86.0
				Rustic Fire Protection, Inc.	02712	Chartley	MA	32.0	0.0			32.0					32.0
				Rustic Fire Protection, Inc.	02746	New Bedford	MA	40.0	0.0			40.0					40.0
				Rustic Fire Protection, Inc.	02760	North Attleboro	MA	8.0	0.0			8.0					8.0
				Rustic Fire Protection, Inc.	02766	Norton	MA	428.0	0.0			428.0					428.0
				Rustic Fire Protection, Inc.	02830	Harrisville	RI	961.0	0.0			961.0					961.0
				Rustic Fire Protection, Inc.	02860	Pawtucket	RI	8.0	0.0			8.0					8.0
				Rustic Fire Protection, Inc.	02861	Pawtucket	RI	8.0	0.0			8.0					8.0
				S & F Concrete Contractors, Inc.	01453	Leominster	MA	17.0	0.0			17.0					17.0
				S & F Concrete Contractors, Inc.	01510	Clinton	MA	202.0	0.0			202.5					202.0
				S & F Concrete Contractors, Inc.	01532	Northborough	MA	207.0	0.0			207.0					207.0
				S & F Concrete Contractors, Inc.	01568	Upton	MA	10.0	0.0				10.0				10.0
				S & F Concrete Contractors, Inc.	01588	Whitinsville	MA	8.0	0.0			8.0					8.0
				S & F Concrete Contractors, Inc.	01749	Hudson	MA	950.0	0.0			820.0	130.0				950.0
				S & F Concrete Contractors, Inc.	01752	Marlborough	MA	86.0	0.0			85.5					86.0
				S & F Concrete Contractors, Inc.	01757	Millford	MA	10.0	0.0			10.0					10.0
				S & F Concrete Contractors, Inc.	01801	Woburn	MA	42.0	0.0			41.5					42.0
				S & F Concrete Contractors, Inc.	01835	Haverhill	MA	168.0	0.0			168.5					168.0
				S & F Concrete Contractors, Inc.	02019	Bellingham	MA	102.0	0.0			102.0					102.0
				S & F Concrete Contractors, Inc.	02038	Franklin	MA	59.0	0.0			59.0					59.0
				S & F Concrete Contractors, Inc.	02119	Roxbury	MA	8.0	0.0			8.5					8.0
				S & F Concrete Contractors, Inc.	02143	Somerville	MA	11.0	0.0			11.0					11.0
				S & F Concrete Contractors, Inc.	02149	Everett	MA	56.0	0.0			56.5					56.0
				S & F Concrete Contractors, Inc.	03053	Londonderry	NH	25.0	0.0			25.0					25.0
				S & F Concrete Contractors, Inc.	03076	Pelham	NH	8.0	0.0			8.0					8.0
				S.O.S. Corporation	01504	Blackstone	MA	0.0	24.0			24.0					24.0
				S.O.S. Corporation	01752	Marlborough	MA	0.0	82.0				82.0				82.0
				S.O.S. Corporation	01757	Millford	MA	87.0	0.0			87.0					87.0
				S.O.S. Corporation	01841	Lawrence	MA	0.0	8.0				8.0				8.0
				S.O.S. Corporation	01880	Wakefield	MA	256.0	0.0			256.0					256.0
				S.O.S. Corporation	02149	Everett	MA	8.0	0.0			8.0					8.0
				S.O.S. Corporation	02151	Revere	MA	160.0	0.0				160.0				160.0
				S.O.S. Corporation	02155	Medford	MA	0.0	56.0			56.0					56.0
				S.O.S. Corporation	03103	Manchester	NH	0.0	16.0			16.0					16.0
				Signs by J, Inc.	01801	Woburn	MA	16.0	0.0			16.0					16.0
				Signs by J, Inc.	02072	Stoughton	MA	84.0	0.0			84.0					84.0
				Signs by J, Inc.	02341	Hanson	MA	16.0	0.0			16.0					16.0
				SimplexGrinnell Limited Partnership	01469	Townsend	MA	142.0	0.0			141.5					142.0
				SimplexGrinnell Limited Partnership	03063	Nashua	NH	2.0	0.0			2.3					2.0
				Soep Companies / Soep Painting Corporation	01775	Stow	MA	150.0	0.0			150.0					150.0
				Soep Companies / Soep Painting Corporation	01821	Billerica	MA	8.0	0.0			8.0					8.0
				Soep Companies / Soep Painting Corporation	01844	Methuen	MA	561.0	328.0			889.0					889.0
				Soep Companies / Soep Painting Corporation	01865	Nutting Lake	MA	0.0	230.0		230.0						230.0
				Soep Companies / Soep Painting Corporation	01902	Lynn	MA	522.0	0.0	522.0							522.0
				Soep Companies / Soep Painting Corporation	01906	Saugus	MA	40.0	0.0			40.0					40.0
				Soep Companies / Soep Painting Corporation	01923	Danvers	MA	16.0	0.0			16.0					16.0
				Soep Companies / Soep Painting Corporation	02072	Stoughton	MA	67.0	0.0			67.0					67.0
				Soep Companies / Soep Painting Corporation	02152	Winthrop	MA	0.0	72.0			72.0					72.0
				Soep Companies / Soep Painting Corporation	02170	Quincy	MA	70.0	0.0			70.0					70.0
				Soep Companies / Soep Painting Corporation	02878	Tiverton	RI	168.0	0.0			168.0					168.0
				Stanley Roofing	01420	Fitchburg	MA	64.0	0.0			63.5					64.0
				Stanley Roofing	01801	Woburn	MA	8.0	0.0			7.5					8.0
				Stanley Roofing	01902	Lynn	MA	18.0	0.0			10.0	8.0				18.0
				Stanley Roofing	01902	Lynn	MA	8.0	0.0			8.5					8.0
				Stanley Roofing	01905	Lynn	MA	77.0	0.0				77.0				77.0
				Stanley Roofing	01930	Gloucester	MA	11.0	0.0			11.0					11.0
				Stanley Roofing	01970	Salem	MA	4.0	0.0			4.0					4.0
				Stanley Roofing	03249	Gifford	NH	164.0	0.0			163.8					164.0
				Sunrise Erectors, Inc.	01475	Winchendon	MA	654.0	0.0	654.0							654.0
				Sunrise Erectors, Inc.	01701	Framingham	MA	243.0	0.0					243.0			243.0
				Sunrise Erectors, Inc.	01721	Ashland	MA	109.0	0.0			109.0					109.0
				Sunrise Erectors, Inc.	01826	Dracut	MA	32.0	0.0		32.0						32.0
				Sunrise Erectors, Inc.	01826	Dracut	MA	210.0	0.0			210.0					210.0
				Sunrise Erectors, Inc.	01844	Methuen	MA	196.0	31.0			227.0					227.0
				Sunrise Erectors, Inc.	01850	Lowell	MA	138.0	0.0			138.0					138.0
				Sunrise Erectors, Inc.	01876	Tewksbury	MA	126.0	0.0			126.0					126.0
				Sunrise Erectors, Inc.	01908	Nahant	MA	8.0	0.0			8.0					8.0
				Sunrise Erectors, Inc.	02019	Bellingham	MA	169.0	0.0			169.0					169.0
				Sunrise Erectors, Inc.	02045	Hull	MA	24.0	0.0			24.0					24.0
				Sunrise Erectors, Inc.	02093	Wrentham	MA	82.0	0.0				82.0				82.0
				Sunrise Erectors, Inc.	02148	Malden	MA	363.0	0.0			363.0					363.0
				Sunrise Erectors, Inc.	02149	Everett	MA	46.0	0.0				46.0				46.0
				Sunrise Erectors, Inc.	02151	Revere	MA	81.0	0.0			81.0					81.0
				Sunrise Erectors, Inc.	02169	Quincy	MA	48.0	0.0			48.0					48.0
				Sunrise Erectors, Inc.	02171	Quincy	MA	24.0	0.0			24.0					24.0
				Sunrise Erectors, Inc.	02180	Stoneham	MA	30.0	0.0			29.5					30.0

Project	Phase	Project Name	General Contractor Name	Company Name	Zip Code	City	State	Male	Female	Asian	Black/African American/Cape Verdean	Caucasian	Hispanic	Native American/Eskimo/Aleut	Minority - Other	Other	Total Hours Reported
				Sunrise Erectors, Inc.	02190	South Weymouth	MA	214.0	0.0			214.0					214.0
				Sunrise Erectors, Inc.	02302	Brockton	MA	424.0	0.0		424.0						424.0
				Sunrise Erectors, Inc.	02360	Plymouth	MA	124.0	0.0			124.0					124.0
				Sunrise Erectors, Inc.	02718	East Taunton	MA	244.0	0.0			244.0					244.0
				Sunrise Erectors, Inc.	03038	Derry	NH	36.0	0.0			36.0					36.0
				Sunrise Erectors, Inc.	03038	Derry	NH	72.0	0.0			72.0					72.0
				Sunrise Erectors, Inc.	03051	Hudson	NH	63.0	0.0			63.0					63.0
				Sunrise Erectors, Inc.	03102	Manchester	NH	123.0	0.0			123.0					123.0
				Sunrise Erectors, Inc.	03104	Manchester	NH	298.0	0.0			298.5					298.0
				Sunrise Erectors, Inc.	03820	Dover	NH	259.0	0.0			259.0					259.0
				Sunrise Erectors, Inc.	03904	Kittery	ME	250.0	0.0			250.0					250.0
				Sunrise Erectors, Inc.	03908	South Berwick	ME	452.0	0.0			451.5					452.0
				Sunrise Erectors, Inc.	04090	Wells	ME	245.0	0.0			245.0					245.0
				The Dow Company, Inc.	01535	North Brookfield	MA	36.0	0.0			36.0					36.0
				The Dow Company, Inc.	01826	Dracut	MA	256.0	0.0			256.5					256.0
				The Dow Company, Inc.	01830	Haverhill	MA	152.0	0.0			152.5					152.0
				The Dow Company, Inc.	01832	Haverhill	MA	45.0	0.0			45.0					45.0
				The Dow Company, Inc.	01844	Methuen	MA	102.0	0.0			102.0					102.0
				The Dow Company, Inc.	02114	Boston	MA	8.0	0.0		8.0						8.0
				The Dow Company, Inc.	02128	Boston	MA	3.0	0.0								3.0
				The Dow Company, Inc.	02148	Malden	MA	66.0	0.0			8.5	58.0				66.0
				The Dow Company, Inc.	02151	Revere	MA	90.0	0.0			89.5					90.0
				The Dow Company, Inc.	02155	Medford	MA	138.0	0.0			138.0					138.0
				The Dow Company, Inc.	02169	Quincy	MA	8.0	0.0			8.5					8.0
				The Dow Company, Inc.	02720	Fall River	MA	154.0	0.0			153.5					154.0
				The Dow Company, Inc.	02747	North Dartmouth	MA	188.0	0.0			187.5					188.0
				The Dow Company, Inc.	02790	Westport	MA	188.0	0.0			187.5					188.0
				The Dow Company, Inc.	03038	Derry	NH	42.0	0.0			42.5					42.0
				The Dow Company, Inc.	03051	Hudson	NH	502.0	0.0			501.5					502.0
				The Dow Company, Inc.	03076	Pelham	NH	8.0	0.0			8.5					8.0
				The Dow Company, Inc.	03079	Salem	NH	584.0	0.0			584.5					584.0
				The Dow Company, Inc.	03281	Weare	NH	3.0	0.0			3.0					3.0
				Thermo Dynamics International, Inc.	01432	Ayer	MA	8.0	0.0			8.0					8.0
				Thermo Dynamics International, Inc.	01841	Lawrence	MA	1,046.0	0.0			1,046.5					1,046.0
				Thermo Dynamics International, Inc.	01880	Wakefield	MA	579.0	0.0			579.0					579.0
				Thermo Dynamics International, Inc.	01913	Amesbury	MA	256.0	0.0				256.0				256.0
				Thermo Dynamics International, Inc.	02150	Chelsea	MA	64.0	0.0				63.5				64.0
				Thermo Dynamics International, Inc.	02180	Stoneham	MA	16.0	0.0			16.0					16.0
				Thermo Dynamics International, Inc.	02351	Abington	MA	131.0	0.0			131.0					131.0
				Thermo Dynamics International, Inc.	02720	Fall River	MA	24.0	0.0			24.0					24.0
				Thermo Dynamics International, Inc.	03824	Durham	NH	8.0	0.0			8.0					8.0
				Thompson Company, Inc.	01430	Ashburnham	MA	48.0	0.0			48.0					48.0
				Thompson Company, Inc.	01545	Shrewsbury	MA	56.0	0.0			56.0					56.0
				Triboro Crane & Rigging Service	01516	Douglas	MA	16.0	0.0			16.0					16.0
				Triboro Crane & Rigging Service	02859	Pascoag	RI	16.0	0.0			16.0					16.0
				Ver-Tex Construction Specialties, Inc.	01501	Auburn	MA	6.0	0.0			5.5					6.0
				Ver-Tex Construction Specialties, Inc.	02021	Canton	MA	46.0	0.0	46.0		0.0					46.0
				Ver-Tex Construction Specialties, Inc.	02072	Stoughton	MA	26.0	0.0			26.5					26.0
				Ver-Tex Construction Specialties, Inc.	02169	Quincy	MA	8.0	0.0			8.0					8.0
				Ver-Tex Construction Specialties, Inc.	02360	Plymouth	MA	62.0	0.0			62.5					62.0
				Viking Industries, Inc.	02703	Attleboro	MA	4.0	0.0			4.0					4.0
				West Floor Covering, Inc.	01603	Worcester	MA	192.0	0.0	192.0							192.0
				West Floor Covering, Inc.	01757	Milford	MA	24.0	0.0	24.0							24.0
				West Floor Covering, Inc.	01835	Haverhill	MA	63.0	0.0			63.0					63.0
				West Floor Covering, Inc.	01887	Wilmington	MA	8.0	0.0			8.0					8.0
				West Floor Covering, Inc.	02760	North Attleboro	MA	294.0	0.0			293.5					294.0
				West Floor Covering, Inc.	03038	Derry	NH	8.0	0.0			8.0					8.0
UML1301E	EC1	UMass Lowell Energy Design Build Project	Constellation NewEnergy, Inc.	A.H. Shepherd Associates, Inc.	01864	North Reading	MA	8.0	0.0			8.0					8.0
				A.H. Shepherd Associates, Inc.	01967		MA	8.0	0.0			8.0					8.0
				Axiom Concrete Sawing, LLC	02346	Middleboro	MA	16.0	0.0			16.0					16.0
				Ambient Temperature Corp.	01824	Groveland	MA	32.0	0.0			32.0					32.0
				Ambient Temperature Corp.	01860	Merrimac	MA	8.0	0.0			8.0					8.0
				Ambient Temperature Corp.	01938	Ipswich	MA	2.0	0.0			2.0					2.0
				Ambient Temperature Corp.	01985	West Newbury	MA	39.0	0.0			39.0					39.0
				Ambient Temperature Corp.	03290	Nottingham	NH	8.0	0.0			8.0					8.0
				American Environmental, Inc.	01089	West Springfield	MA	0.0	16.0				16.0				16.0
				American Environmental, Inc.	01104	Springfield	MA	16.0	0.0				16.0				16.0
				American Environmental, Inc.	01105	Springfield	MA	8.0	0.0				8.0				8.0
				American Environmental, Inc.	01107	Springfield	MA	16.0	0.0				16.0				16.0
				American Environmental, Inc.	01109	Springfield	MA	8.0	0.0			0.0	8.0				8.0
				American Environmental, Inc.	01841	Lawrence	MA	155.0	72.0				227.0				227.0
				American Environmental, Inc.	03079	Salem	NH	32.0	0.0				32.0				32.0
				American Environmental, Inc.	06082	Enfield	CT	48.0	0.0				48.0				48.0
				American Environmental, Inc.	06513	New Haven	CT	68.0	0.0				68.0				68.0
				American Environmental, Inc.	10573	Port Chester	NY	16.0	0.0				16.0				16.0
				American Environmental, Inc.	11368	Corona	NY	24.0	0.0				24.0				24.0
				American Test & Balance, Inc.	02135	Brighton	MA	100.0	0.0			99.5					100.0
				American Test & Balance, Inc.	02151	Revere	MA	17.0	0.0				17.0				17.0
				American Test & Balance, Inc.	02180	Stoneham	MA	7.0	0.0			7.0					7.0

Project	Phase	Project Name	General Contractor Name	Company Name	Zip Code	City	State	Male	Female	Asian	Black/African American/Cape Verdean	Caucasian	Hispanic	Native American/Eskimo/Aleut	Minority - Other	Other	Total Hours Reported
				Annese Electrical Services, Inc.	01581	Westborough	MA	32.0	0.0				32.0				32.0
				Annese Electrical Services, Inc.	01702	Framingham	MA	92.0	0.0				92.0				92.0
				Annese Electrical Services, Inc.	01748	Hopkinton	MA	167.0	0.0				167.0				167.0
				Annese Electrical Services, Inc.	01880	Wakefield	MA	8.0	0.0				8.0				8.0
				Annese Electrical Services, Inc.	01969	Rowley	MA	278.0	0.0				278.0				278.0
				Annese Electrical Services, Inc.	01970	Salem	MA	551.0	0.0				551.0				551.0
				Annese Electrical Services, Inc.	02043	Hingham	MA	48.0	0.0				48.0				48.0
				Annese Electrical Services, Inc.	02066	Scituate	MA	13.0	0.0				13.0				13.0
				Annese Electrical Services, Inc.	02081	Walpole	MA	196.0	0.0				196.0				196.0
				Annese Electrical Services, Inc.	02090	Westwood	MA	10.0	0.0				10.0				10.0
				Annese Electrical Services, Inc.	02121	Dorchester	MA	24.0	0.0		24.0						24.0
				Annese Electrical Services, Inc.	02125	Dorchester	MA	32.0	0.0		32.0						32.0
				Annese Electrical Services, Inc.	02188	Weymouth	MA	16.0	0.0			16.0					16.0
				Annese Electrical Services, Inc.	02191	North Weymouth	MA	8.0	0.0			8.0					8.0
				Annese Electrical Services, Inc.	02740	New Bedford	MA	32.0	0.0			32.0					32.0
				Annese Electrical Services, Inc.	03038	Derry	NH	504.0	0.0			503.5					504.0
				Automated Logic Corporation	01080	Three Rivers	MA	28.0	0.0			28.0					28.0
				Automated Logic Corporation	01464	Shirley	MA	724.0	0.0			723.5					724.0
				Automated Logic Corporation	01540	Oxford	MA	4.0	0.0			4.0					4.0
				Automated Logic Corporation	02062	Norwood	MA	404.0	0.0			403.5					404.0
				Boston Air Corp.	02054	Millis	MA	51.0	0.0			51.3					51.0
				Boston Air Corp.	02720	Fall River	MA	47.0	0.0			47.0					47.0
				Boston Chimney Tower Company, Inc.	01453	Leominster	MA	52.0	0.0				51.5				52.0
				Boston Chimney Tower Company, Inc.	01923	Danvers	MA	36.0	0.0			36.5					36.0
				Boston Chimney Tower Company, Inc.	02151	Revere	MA	42.0	0.0			42.5					42.0
				Boston Chimney Tower Company, Inc.	03055	Millford	NH	42.0	0.0			42.5					42.0
				C.E. Cyr Construction	01810	Andover	MA	33.0	0.0			33.0					33.0
				C.E. Cyr Construction	01826	Dracut	MA	61.0	0.0			61.0					61.0
				C.E. Cyr Construction	01844	Methuen	MA	324.0	0.0			323.5					324.0
				C.E. Cyr Construction	01850	Lowell	MA	121.0	0.0			121.0					121.0
				C.E. Cyr Construction	01851	Lowell	MA	194.0	0.0			193.5					194.0
				C.E. Cyr Construction	01860	Merrimac	MA	120.0	0.0			119.5					120.0
				C.E. Cyr Construction	02360	Plymouth	MA	338.0	0.0			338.0					338.0
				C.E. Cyr Construction	03079	Salem	NH	225.0	0.0			225.0					225.0
				Commercial Insulation Contractors, Inc.	02861	Pawtucket	RI	866.0	0.0			866.5					866.0
				Commercial Insulation Contractors, Inc.	02864	Cumberland	RI	84.0	0.0			84.5					84.0
				Commercial Insulation Contractors, Inc.	02895	Woonsocket	RI	8.0	0.0			8.0					8.0
				CommTank, Inc.	01867	Reading	MA	1.0	0.0				1.0				1.0
				CommTank, Inc.	01902	Lynn	MA	1.0	0.0				1.0				1.0
				CommTank, Inc.	01905	Lynn	MA	14.0	0.0				13.5				14.0
				Denomme Plumbing & Heating, Inc.	01854	Lowell	MA	10.0	0.0			9.5					10.0
				Denomme Plumbing & Heating, Inc.	01886	Westford	MA	9.0	0.0			9.0					9.0
				East Coast Fireproofing Company, Inc.	01830	Haverhill	MA	8.0	0.0			8.0					8.0
				East Coast Fireproofing Company, Inc.	03835	Farmington	NH	8.0	0.0			8.0					8.0
				Electrical Engineering & Services, Inc.	02356	North Easton	MA	5.0	0.0			5.0					5.0
				Electrical Engineering & Services, Inc.	03052	Litchfield	NH	4.0	0.0			4.0					4.0
				Energy Electric Company, Inc.	01516	Douglas	MA	84.0	0.0			84.5					84.0
				Energy Electric Company, Inc.	01604	Worcester	MA	92.0	0.0			91.5					92.0
				Energy Electric Company, Inc.	02302	Brockton	MA	183.0	0.0			183.0					183.0
				Energy Electric Company, Inc.	02724	Fall River	MA	8.0	0.0			8.0					8.0
				Energy Electric Company, Inc.	02895	Woonsocket	RI	220.0	0.0			219.5					220.0
				Energy Electric Company, Inc.	03051	Hudson	NH	232.0	0.0			232.5					232.0
				Enterprise Equipment Company, Inc.	02467	Chestnut Hill	MA	112.0	0.0			112.0					112.0
				Falcon Services, Inc.	01886	Westford	MA	37.0	0.0							37.0	37.0
				Fraser Engineering Company, Inc.	01473	Westminster	MA	80.0	0.0			80.0					80.0
				Fraser Engineering Company, Inc.	01475	Winchendon	MA	749.0	0.0			749.0					749.0
				Fraser Engineering Company, Inc.	01501	Auburn	MA	166.0	0.0			166.0					166.0
				Fraser Engineering Company, Inc.	01501	Auburn	MA	166.0	0.0			166.0					166.0
				Fraser Engineering Company, Inc.	01730	Bedford	MA	568.0	0.0			568.0					568.0
				Fraser Engineering Company, Inc.	01752	Marlborough	MA	214.0	0.0			214.0					214.0
				Fraser Engineering Company, Inc.	01752	Marlborough	MA	95.0	0.0			95.0					95.0
				Fraser Engineering Company, Inc.	01844	Methuen	MA	604.0	0.0			604.0					604.0
				Fraser Engineering Company, Inc.	01867	Reading	MA	101.0	0.0			101.0					101.0
				Fraser Engineering Company, Inc.	01876	Tewksbury	MA	1,521.0	0.0			1,521.0					1,521.0
				Fraser Engineering Company, Inc.	01876	Tewksbury	MA	4.0	0.0			4.0					4.0
				Fraser Engineering Company, Inc.	01876	Tewksbury	MA	4.0	0.0			4.0					4.0
				Fraser Engineering Company, Inc.	02066	Scituate	MA	256.0	0.0			255.5					256.0
				Fraser Engineering Company, Inc.	02066	Scituate	MA	256.0	0.0			255.5					256.0
				Fraser Engineering Company, Inc.	02093	Wrentham	MA	34.0	0.0			34.0					34.0
				Fraser Engineering Company, Inc.	02093	Wrentham	MA	34.0	0.0			34.0					34.0
				Fraser Engineering Company, Inc.	02184	Braintree	MA	48.0	0.0			48.0					48.0
				Fraser Engineering Company, Inc.	02188	Weymouth	MA	56.0	0.0			56.0					56.0
				Fraser Engineering Company, Inc.	02188	Weymouth	MA	56.0	0.0			56.0					56.0
				Fraser Engineering Company, Inc.	02324	Bridgewater	MA	998.0	0.0			998.0					998.0
				Fraser Engineering Company, Inc.	02324	Bridgewater	MA	72.0	0.0			72.0					72.0
				Fraser Engineering Company, Inc.	02333	East Bridgewater	MA	1,008.0	0.0			1,008.0					1,008.0
				Fraser Engineering Company, Inc.	02333	East Bridgewater	MA	94.0	0.0			94.0					94.0
				Fraser Engineering Company, Inc.	02368	Randolph	MA	24.0	0.0		24.5						24.0
				Fraser Engineering Company, Inc.	02474	Arlington	MA	1,717.0	0.0			1,717.0					1,717.0

Project	Phase	Project Name	General Contractor Name	Company Name	Zip Code	City	State	Male	Female	Asian	Black/African American/Cape Verdean	Caucasian	Hispanic	Native American/Eskimo/Aleut	Minority - Other	Other	Total Hours Reported		
				Fraser Engineering Company, Inc.	02860	Pawtucket	RI	1,077.0	0.0			1,077.0					1,077.0		
				Fraser Engineering Company, Inc.	02893	West Warwick	RI	64.0	0.0								64.0		
				Fraser Engineering Company, Inc.	02895	Woonsocket	RI	8.0	0.0				8.0				8.0		
				Fraser Engineering Company, Inc.	03079	Salem	NH	223.0	0.0								223.0		
				Fraser Engineering Company, Inc.	03255	Newbury	NH	24.0	0.0				24.0				24.0		
				Fraser Engineering Company, Inc.	03809	Alton	NH	210.0	0.0				210.0				210.0		
				Fraser Engineering Company, Inc.	04474	Orrington	ME	8.0	0.0				8.0				8.0		
				Fraser Engineering Company, Inc.	06239	Danielson	CT	32.0	0.0				32.0				32.0		
				HHB 3 LLC	01852	Lowell	MA	36.0	0.0				36.0				36.0		
				HHB 3 LLC	01853	Lowell	MA	30.0	0.0				30.0				30.0		
				HHB 3 LLC	03842	Hampton	NH	36.0	0.0				36.0				36.0		
				J.M. Electrical Company, Inc.	01826	Dracut	MA	340.0	0.0				340.0				340.0		
				J.M. Electrical Company, Inc.	01876	Tewksbury	MA	119.0	0.0				119.0				119.0		
				J.M. Electrical Company, Inc.	02149	Everett	MA	40.0	0.0				40.0				40.0		
				J.M. Electrical Company, Inc.	02359	Pembroke	MA	278.0	0.0				278.0				278.0		
				J.M. Electrical Company, Inc.	03079	Salem	NH	1,297.0	0.0			1,297.0					1,297.0		
				Ke Jo Corporation	01841	Lawrence	MA	130.0	0.0					129.8			130.0		
				Ke Jo Corporation	03032	Auburn	NH	37.0	0.0				37.3				37.0		
				Ke Jo Corporation	03060	Nashua	NH	61.0	0.0				61.4				61.0		
				Lighting Retrofit Services	01085	Westfield	MA	293.0	0.0							293.0	293.0		
				Lighting Retrofit Services	01089	West Springfield	MA	142.0	0.0								142.0	142.0	
				Lighting Retrofit Services	01106	Longmeadow	MA	131.0	0.0								131.0	131.0	
				Lighting Retrofit Services	01220	Adams	MA	28.0	0.0				27.5				28.0	28.0	
				Lighting Retrofit Services	01247	North Adams	MA	281.0	0.0				171.0	110.0			281.0	281.0	
				Lighting Retrofit Services	01247	North Adams	MA	72.0	0.0					72.0				72.0	
				Lighting Retrofit Services	13027	Baldwinsville	NY	17.0	0.0				17.0					17.0	
				Locke Crane Services, LLC	01830	Haverhill	MA	12.0	0.0				12.5					12.0	12.0
				Locke Crane Services, LLC	03045	Goffstown	NH	12.0	0.0				12.5					12.0	12.0
				Locke Crane Services, LLC	03811	Atkinson	NH	12.0	0.0				12.5					12.0	12.0
				Maria Fallon Electrical Services LLC	02186	Milton	MA	35.0	0.0				35.0					35.0	35.0
				MAS Building and Bridge, Inc.	01529	Millville	MA	63.0	0.0				63.0					63.0	63.0
				MAS Building and Bridge, Inc.	01569	Uxbridge	MA	125.0	0.0				125.0					125.0	125.0
				MAS Building and Bridge, Inc.	01604	Worcester	MA	94.0	0.0				94.0					94.0	94.0
				MAS Building and Bridge, Inc.	02090	Westwood	MA	72.0	0.0				72.5					72.0	72.0
				MAS Building and Bridge, Inc.	02093	Wrentham	MA	10.0	0.0				10.5					10.0	10.0
				Mercier Electric & Communications, Inc.	01463	Pepperell	MA	76.0	0.0				75.5					76.0	76.0
				Mercier Electric & Communications, Inc.	01826	Dracut	MA	294.0	0.0				294.5					294.0	294.0
				Mercier Electric & Communications, Inc.	01854	Lowell	MA	12.0	0.0				12.5					12.0	12.0
				Mercier Electric & Communications, Inc.	03051	Hudson	NH	4.0	0.0				4.5					4.0	4.0
				Mercier Electric & Communications, Inc.	03064	Nashua	NH	2.0	0.0				2.5					2.0	2.0
				Mercier Electric & Communications, Inc.	03087	Windham	NH	16.0	0.0				15.5					16.0	16.0
				Noyes Sheet Metal, Inc.	01826	Dracut	MA	292.0	0.0				292.0					292.0	292.0
				Noyes Sheet Metal, Inc.	01830	Haverhill	MA	638.0	0.0				638.0					638.0	638.0
				Noyes Sheet Metal, Inc.	01854	Lowell	MA	1,037.0	0.0				1,037.0					1,037.0	1,037.0
				Noyes Sheet Metal, Inc.	01876	Tewksbury	MA	769.0	0.0	769.0								769.0	769.0
				Noyes Sheet Metal, Inc.	02038	Franklin	MA	8.0	0.0				8.0					8.0	8.0
				Noyes Sheet Metal, Inc.	02301	Brockton	MA	16.0	0.0				16.0					16.0	16.0
				Renewable Energy Systems, LLC	02025	Cohasset	MA	32.0	0.0				31.5					32.0	32.0
				Renewable Energy Systems, LLC	02045	Hull	MA	114.0	0.0				114.5					114.0	114.0
				Renewable Energy Systems, LLC	02066	Scituate	MA	116.0	0.0				116.5					116.0	116.0
				Renewable Energy Systems, LLC	02332	Duxbury	MA	116.0	0.0				115.5					116.0	116.0
				Rockwell Roofing, Inc.	01420	Fitchburg	MA	30.0	0.0				29.8					30.0	30.0
				Rockwell Roofing, Inc.	01462	Lunenburg	MA	32.0	0.0				31.8					32.0	32.0
				Rockwell Roofing, Inc.	03071	New Ipswich	NH	1.0	0.0				1.0					1.0	1.0
				Royal Insulation Inc.	02886	Warwick	RI	6.0	0.0				6.5					6.0	6.0
				Ryan Electric Construction Inc.	02886	Warwick	RI	48.0	0.0				48.0					48.0	48.0
				Ryan Electric Construction Inc.	02915	Riverside	RI	26.0	0.0				26.0					26.0	26.0
				Ryan Electric Construction Inc.	02919	Johnston	RI	22.0	0.0				22.0					22.0	22.0
				Specialized Roofing, Inc.	01867	Reading	MA	8.0	0.0				8.5					8.0	8.0
				Specialized Roofing, Inc.	01876	Tewksbury	MA	8.0	0.0				8.5					8.0	8.0
				SunPower Corporation	01756	Mendon	MA	148.0	0.0				148.0					148.0	148.0
				SunPower Corporation	02131	Roslindale	MA	112.0	0.0				112.0					112.0	112.0
				SunPower Corporation	02210	Boston	MA	8.0	0.0				8.0					8.0	8.0
				Triboro Crane & Rigging Service	01516	Douglas	MA	32.0	0.0				32.0					32.0	32.0
				Triboro Crane & Rigging Service	01845	North Andover	MA	42.0	0.0				42.0					42.0	42.0
				Triboro Crane & Rigging Service	02019	Bellingham	MA	42.0	0.0				42.0					42.0	42.0
				Triboro Crane & Rigging Service	02301	Brockton	MA	8.0	0.0				8.0					8.0	8.0
				Triboro Crane & Rigging Service	02859	Pascoag	RI	34.0	0.0				34.0					34.0	34.0
				Woodard & Curran, Inc. - DO NOT USE	02144	Somerville	MA	8.0	0.0				8.0					8.0	8.0
				Woodard & Curran, Inc. - DO NOT USE	04038	Gorham	ME	129.0	0.0				129.0					129.0	129.0
				Woodard & Curran, Inc. - DO NOT USE	04074	Scarborough	ME	28.0	0.0				28.0					28.0	28.0
VET1402	FC1	Veterans Cemetary Deferred Maintenance MEP Systems	Marois Construction Company, Inc.	Adams Plumbing & Heating, Inc.	01201	Pittsfield	MA	4.0	0.0				3.5					4.0	4.0
				Adams Plumbing & Heating, Inc.	01220	Adams	MA	56.0	0.0				56.0					56.0	56.0
				Adams Plumbing & Heating, Inc.	01225	Cheshire	MA	2.0	0.0				2.0					2.0	2.0
				Adams Plumbing & Heating, Inc.	01226	Dalton	MA	104.0	0.0				104.0					104.0	104.0
				Titan Roofing, Inc.	01020	Chicopee	MA	9.0	0.0				9.3					9.0	9.0
				Titan Roofing, Inc.	01107	Springfield	MA	4.0	0.0				3.5					4.0	4.0
				Titan Roofing, Inc.	01108	Springfield	MA	4.0	0.0				3.5					4.0	4.0
WOR0801	DC1	WOR-Athletic Center	W.T. Rich Company, Inc.	Air Solutions & Balancing, LLC	01864	North Reading	MA	8.0	0.0				8.0					8.0	8.0

Project	Phase	Project Name	General Contractor Name	Company Name	Zip Code	City	State	Male	Female	Asian	Black/African American/Cape Verdean	Caucasian	Hispanic	Native American/Eskimo/Aleut	Minority - Other	Other	Total Hours Reported
				Air Solutions & Balancing, LLC	02184	Braintree	MA	56.0	0.0				56.0				56.0
				Air Solutions & Balancing, LLC	02359	Pembroke	MA	15.0	0.0				15.0				15.0
				Air Solutions & Balancing, LLC	02780	Taunton	MA	12.0	0.0				11.5				12.0
				Air Solutions & Balancing, LLC	03053	Londonderry	NH	14.0	0.0				14.0				14.0
				Air Solutions & Balancing, LLC	03276	Tilton	NH	14.0	0.0				14.3				14.0
				American Architectural Woodworking, Inc.	01609	Worcester	MA	414.0	0.0				414.0				414.0
				American Architectural Woodworking, Inc.	01757	Milliford	MA	207.0	0.0				207.0				207.0
				American Architectural Woodworking, Inc.	01760	Natick	MA	351.0	0.0				351.0				351.0
				American Architectural Woodworking, Inc.	01772	Southborough	MA	144.0	0.0				144.0				144.0
				American Architectural Woodworking, Inc.	01826	Dracut	MA	207.0	0.0				207.0				207.0
				American Architectural Woodworking, Inc.	02026	Dedham	MA	323.0	0.0				323.0				323.0
				American Architectural Woodworking, Inc.	02151	Revere	MA	162.0	0.0				162.0				162.0
				Berlin Steel Construction Company	02301	Brockton	MA	32.0	0.0				32.0				32.0
				Berlin Steel Construction Company	02536	East Falmouth	MA	25.0	0.0				25.0				25.0
				Berlin Steel Construction Company	03038	Derry	NH	24.0	0.0				24.0				24.0
				Berlin Steel Construction Company	03076	Pelham	NH	16.0	0.0				16.0				16.0
				Berlin Steel Construction Company	03301	Concord	NH	16.0	0.0				16.0				16.0
				Berlin Steel Construction Company	06239	Danielson	CT	68.0	0.0				68.0				68.0
				C.J. Mabardy, Inc.	02421	Lexington	MA	64.0	0.0				64.0				64.0
				C.J. Mabardy, Inc.	03452	Jaffrey	NH	53.0	0.0				53.0				53.0
				Cogswell Sprinkler Company, Inc.	01452	Hubbardston	MA	8.0	0.0				8.0				8.0
				Cogswell Sprinkler Company, Inc.	01537	North Oxford	MA	4.0	0.0				4.0				4.0
				Cogswell Sprinkler Company, Inc.	01602	Worcester	MA	4.0	0.0				4.0				4.0
				Cogswell Sprinkler Company, Inc.	01604	Worcester	MA	8.0	0.0				8.0				8.0
				Cogswell Sprinkler Company, Inc.	01605	Worcester	MA	4.0	0.0			4.0					4.0
				Cogswell Sprinkler Company, Inc.	01609	Worcester	MA	4.0	0.0			4.0					4.0
				Cogswell Sprinkler Company, Inc.	02780	Taunton	MA	8.0	0.0			8.0					8.0
				Color Concepts, Inc.	02860	Pawtucket	RI	40.0	0.0					40.0			40.0
				Color Concepts, Inc.	02894	Wood River Junction	RI	220.0	0.0				220.0				220.0
				Color Concepts, Inc.	02904	Providence	RI	12.0	0.0				12.0				12.0
				Color Concepts, Inc.	02920	Cranston	RI	72.0	0.0				72.0				72.0
				Construction Management & Consultants	01005	Barre	MA	8.0	0.0				8.0				8.0
				Construction Management & Consultants	01420	Fitchburg	MA	40.0	0.0				40.0				40.0
				Construction Management & Consultants	01527	Millbury	MA	24.0	0.0				24.5				24.0
				Construction Management & Consultants	01535	North Brookfield	MA	32.0	0.0				32.0				32.0
				Construction Management & Consultants	01540	Oxford	MA	16.0	0.0				16.0				16.0
				Construction Management & Consultants	01602	Worcester	MA	16.0	0.0				16.0				16.0
				Construction Management & Consultants	01604	Worcester	MA	8.0	0.0				8.0				8.0
				Construction Management & Consultants	01930	Gloucester	MA	48.0	0.0				48.5				48.0
				Construction Management & Consultants	02777	Swansea	MA	52.0	0.0				52.0				52.0
				Construction Management & Consultants	03064	Nashua	NH	16.0	0.0				16.0				16.0
				Construction Management & Consultants	03452	Jaffrey	NH	88.0	0.0				88.5				88.0
				Construction Management & Consultants	03461	Rindge	NH	16.0	0.0				16.0				16.0
				Emanouil, Inc.	01430	Ashburnham	MA	8.0	0.0				8.0				8.0
				Emanouil, Inc.	01440	Gardner	MA	145.0	0.0				145.0				145.0
				Emanouil, Inc.	01602	Worcester	MA	111.0	0.0			111.0					111.0
				Emanouil, Inc.	01603	Worcester	MA	72.0	0.0							72.0	72.0
				Emanouil, Inc.	01605	Worcester	MA	49.0	0.0				49.0				49.0
				Emanouil, Inc.	01803	Burlington	MA	32.0	0.0				32.0				32.0
				Emanouil, Inc.	01841	Lawrence	MA	154.0	0.0					154.0			154.0
				Emanouil, Inc.	01851	Lowell	MA	8.0	0.0				8.0				8.0
				Emanouil, Inc.	01854	Lowell	MA	8.0	0.0				8.0				8.0
				Emanouil, Inc.	02020	Brant Rock	MA	105.0	0.0				105.0				105.0
				Emanouil, Inc.	02745	New Bedford	MA	131.0	0.0				131.0				131.0
				Emanouil, Inc.	02746	New Bedford	MA	16.0	0.0							16.0	16.0
				General Mechanical Contractors, Inc.	01503	Berlin	MA	64.0	0.0				64.0				64.0
				General Mechanical Contractors, Inc.	01550	Southbridge	MA	45.0	0.0				45.0				45.0
				General Mechanical Contractors, Inc.	01607	Worcester	MA	6.0	0.0				6.5				6.0
				General Mechanical Contractors, Inc.	01611	Cherry Valley	MA	10.0	0.0				9.5				10.0
				General Mechanical Contractors, Inc.	01844	Methuen	MA	80.0	0.0				80.5				80.0
				J.D. Rivet & Company, Inc.	01001	Agawam	MA	12.0	0.0				12.5				12.0
				J.D. Rivet & Company, Inc.	01013	Chicopee	MA	16.0	0.0					16.0			16.0
				J.D. Rivet & Company, Inc.	01020	Chicopee	MA	16.0	0.0				16.0				16.0
				J.D. Rivet & Company, Inc.	01027	Easthampton	MA	2.0	0.0				2.0				2.0
				J.D. Rivet & Company, Inc.	01028	East Longmeadow	MA	4.0	0.0				4.0				4.0
				J.D. Rivet & Company, Inc.	01031	Gilbertville	MA	57.0	0.0				57.0				57.0
				J.D. Rivet & Company, Inc.	01036	Hampden	MA	3.0	0.0				3.0				3.0
				J.D. Rivet & Company, Inc.	01056	Ludlow	MA	40.0	0.0				40.0				40.0
				J.D. Rivet & Company, Inc.	01057	Monson	MA	16.0	0.0				15.5				16.0
				J.D. Rivet & Company, Inc.	01069	Palmer	MA	59.0	0.0				59.0				59.0
				J.D. Rivet & Company, Inc.	01073	Southampton	MA	4.0	0.0				4.0				4.0
				J.D. Rivet & Company, Inc.	01080	Three Rivers	MA	19.0	0.0				19.0				19.0
				J.D. Rivet & Company, Inc.	01085	Westfield	MA	8.0	0.0				8.0				8.0
				J.D. Rivet & Company, Inc.	01104	Springfield	MA	16.0	0.0					16.0			16.0
				J.D. Rivet & Company, Inc.	01107	Springfield	MA	8.0	0.0				8.0				8.0
				J.D. Rivet & Company, Inc.	01108	Springfield	MA	46.0	0.0				46.5				46.0
				J.D. Rivet & Company, Inc.	01436	Baldwinville	MA	1.0	0.0				1.0				1.0
				J.D. Rivet & Company, Inc.	01453	Leominster	MA	1.0	0.0				1.0				1.0
				Joseph Cohn and Son, Inc.	06070	Simsbury	CT	2.0	0.0				2.0				2.0

Project	Phase	Project Name	General Contractor Name	Company Name	Zip Code	City	State	Male	Female	Asian	Black/African American/Cape Verdean	Caucasian	Hispanic	Native American/Eskimo/Aleut	Minority - Other	Other	Total Hours Reported
				Kapiloff's Glass, Inc.	01028	East Longmeadow	MA	4.0	0.0				4.5				4.0
				Kapiloff's Glass, Inc.	01201	Pittsfield	MA	13.0	0.0				13.3				13.0
				Kapiloff's Glass, Inc.	01267	Williamstown	MA	2.0	0.0		2.0						2.0
				Kapiloff's Glass, Inc.	01267	Williamstown	MA	21.0	4.0		21.8		3.5				25.0
				Kenvo Floor Company, Inc.	01590	Sutton	MA	16.0	0.0				16.0				16.0
				Kenvo Floor Company, Inc.	02816	Coventry	RI	35.0	0.0		8.0		27.0				35.0
				Kenvo Floor Company, Inc.	02888	Warwick	RI	35.0	0.0					35.0			35.0
				Kenvo Floor Company, Inc.	02903	Providence	RI	43.0	0.0					43.0			43.0
				Kenvo Floor Company, Inc.	06108	East Hartford	CT	19.0	0.0			19.0					19.0
				Lawhorn Irrigation, Inc.	01460	Littleton	MA	76.0	0.0						76.0		76.0
				Lawhorn Irrigation, Inc.	01741	Carlisle	MA	54.0	0.0				54.0				54.0
				Lawhorn Irrigation, Inc.	01754	Maynard	MA	76.0	0.0				76.0				76.0
				Lawhorn Irrigation, Inc.	03051	Hudson	NH	76.0	0.0						76.0		76.0
				Lighthouse Masonry, Inc.	02740	New Bedford	MA	36.0	0.0					36.5			36.0
				Lighthouse Masonry, Inc.	02740	New Bedford	MA	48.0	0.0					48.0			48.0
				Lighthouse Masonry, Inc.	02746	New Bedford	MA	68.0	0.0					68.5			68.0
				Manafort-Precision, LLC	01083	Warren	MA	8.0	0.0			8.0					8.0
				Manafort-Precision, LLC	01436	Baldwinville	MA	9.0	0.0			9.0					9.0
				Manafort-Precision, LLC	01507	Charlton	MA	8.0	0.0			8.0					8.0
				Manafort-Precision, LLC	01612	Paxton	MA	16.0	0.0			16.0					16.0
				Manafort-Precision, LLC	01757	Millford	MA	8.0	0.0			8.0					8.0
				Manafort-Precision, LLC	02703	Attleboro	MA	8.0	0.0			8.0					8.0
				Manafort-Precision, LLC	02896	North Smithfield	RI	24.0	0.0								24.0
				New Quality Fence Corp.	01609	Worcester	MA	16.0	0.0			16.0					16.0
				New Quality Fence Corp.	01841	Lawrence	MA	8.0	0.0			8.0					8.0
				New Quality Fence Corp.	01886	Westford	MA	6.0	0.0			6.0					6.0
				R.B.C. Corporation	01370	Shelburne Falls	MA	252.0	0.0			252.0					252.0
				R.B.C. Corporation	01370	Shelburne Falls	MA	448.0	0.0			448.0					448.0
				R.B.C. Corporation	01821	Billerica	MA	4.0	0.0			4.0					4.0
				R.B.C. Corporation	02155	Medford	MA	8.0	0.0				8.0				8.0
				Riordan Brothers Integration, Inc.	01984	Wenham	MA	42.0	0.0			42.0					42.0
				Riordan Brothers Integration, Inc.	02026	Dedham	MA	129.0	0.0			129.0					129.0
				Riordan Brothers Integration, Inc.	02035	Foxboro	MA	16.0	0.0			15.5					16.0
				Riordan Brothers Integration, Inc.	02062	Norwood	MA	75.0	0.0			75.0					75.0
				SimplexGrinnell Limited Partnership	01473	Westminster	MA	8.0	0.0			8.5					8.0
				SimplexGrinnell Limited Partnership	03063	Nashua	NH	4.0	0.0			3.8					4.0
				Sunshine Sign Company, Inc.	01536	North Grafton	MA	144.0	0.0			144.5					144.0
				Superior Caulking & Waterproofing Company	01010	Brimfield	MA	9.0	0.0			9.0					9.0
				Superior Caulking & Waterproofing Company	01057	Monson	MA	42.0	0.0			42.0					42.0
				Superior Caulking & Waterproofing Company	01108	Springfield	MA	21.0	0.0				21.0				21.0
				Superior Caulking & Waterproofing Company	01129	Springfield	MA	8.0	0.0			8.0					8.0
				Superior Caulking & Waterproofing Company	01138	Springfield	MA	8.0	0.0		8.0						8.0
				The Northern Corp.	01702	Framingham	MA	14.0	0.0		14.0						14.0
				The Northern Corp.	01844	Methuen	MA	42.0	0.0			42.0					42.0
				The Northern Corp.	03848	Kingston	NH	30.0	0.0			30.0					30.0
				U.S. Drywall, Inc.	01609	Worcester	MA	18.0	0.0			18.0					18.0
				U.S. Drywall, Inc.	02717	East Freetown	MA	8.0	0.0			8.0					8.0
				U.S. Drywall, Inc.	02719	Fairhaven	MA	64.0	0.0			64.0					64.0
				U.S. Drywall, Inc.	02724	Fall River	MA	208.0	0.0			208.0					208.0
				U.S. Drywall, Inc.	02726	Somerset	MA	16.0	0.0			16.0					16.0
				U.S. Drywall, Inc.	02747	North Dartmouth	MA	66.0	0.0			66.0					66.0
				U.S. Drywall, Inc.	02790	Westport	MA	47.0	0.0			47.0					47.0
				W.T. Rich Company, Inc.	01842	Lawrence	MA	8.0	0.0				8.0				8.0
				W.T. Rich Company, Inc.	02155	Medford	MA	208.0	0.0			208.0					208.0
				W.T. Rich Company, Inc.	02459	Newton Center	MA	1,034.0	0.0			1,034.0					1,034.0
				Wayne J. Griffin Electric, Inc.	01002	Amherst	MA	52.0	0.0		52.0						52.0
				Wayne J. Griffin Electric, Inc.	01005	Barre	MA	16.0	0.0			16.0					16.0
				Wayne J. Griffin Electric, Inc.	01005	Barre	MA	8.0	0.0				8.0				8.0
				Wayne J. Griffin Electric, Inc.	01027	Easthampton	MA	24.0	0.0			24.0					24.0
				Wayne J. Griffin Electric, Inc.	01036	Hampden	MA	100.0	0.0			100.0					100.0
				Wayne J. Griffin Electric, Inc.	01038	Hatfield	MA	4.0	0.0			4.0					4.0
				Wayne J. Griffin Electric, Inc.	01082	Ware	MA	8.0	0.0			8.0					8.0
				Wayne J. Griffin Electric, Inc.	01085	Westfield	MA	24.0	0.0				24.0				24.0
				Wayne J. Griffin Electric, Inc.	01095	Willbraham	MA	8.0	0.0			8.0					8.0
				Wayne J. Griffin Electric, Inc.	01420	Fitchburg	MA	40.0	0.0			40.0					40.0
				Wayne J. Griffin Electric, Inc.	01436	Baldwinville	MA	2.0	0.0			2.0					2.0
				Wayne J. Griffin Electric, Inc.	01452	Hubbardston	MA	414.0	0.0			414.5					414.0
				Wayne J. Griffin Electric, Inc.	01468	Templeton	MA	8.0	0.0			8.0					8.0
				Wayne J. Griffin Electric, Inc.	01473	Westminster	MA	16.0	0.0			16.0					16.0
				Wayne J. Griffin Electric, Inc.	01515	East Brookfield	MA	57.0	0.0			57.0					57.0
				Wayne J. Griffin Electric, Inc.	01534	Northbridge	MA	8.0	0.0			7.5					8.0
				Wayne J. Griffin Electric, Inc.	01535	North Brookfield	MA	110.0	0.0			110.5					110.0
				Wayne J. Griffin Electric, Inc.	01585	West Brookfield	MA	40.0	0.0			40.0					40.0
				Wayne J. Griffin Electric, Inc.	01585	West Brookfield	MA	8.0	0.0			8.0					8.0
				Wayne J. Griffin Electric, Inc.	01852	Lowell	MA	8.0	0.0			8.0					8.0
				Wayne J. Griffin Electric, Inc.	02860	Pawtucket	RI	0.0	252.0			252.5					252.0
				Wayne J. Griffin Electric, Inc.	06354	Moosup	CT	111.0	0.0			111.0					111.0
				West Floor Covering, Inc.	02052	Medfield	MA	8.0	0.0			7.5					8.0
				West Floor Covering, Inc.	02170	Quincy	MA	45.0	0.0			45.0					45.0

Project	Phase	Project Name	General Contractor Name	Company Name	Zip Code	City	State	Male	Female	Asian	Black/African American/Cape Verdean	Caucasian	Hispanic	Native American/Eskimo/Aleut	Minority - Other	Other	Total Hours Reported
				West Floor Covering, Inc.	02359	Pembroke	MA	12.0	0.0			12.0					12.0
				West Floor Covering, Inc.	02370	Rockland	MA	8.0	0.0			8.0					8.0
				West Floor Covering, Inc.	03076	Pelham	NH	136.0	0.0			136.0					136.0
				William F. Lynch Company, Inc.	01605	Worcester	MA	188.0	0.0			125.0	63.0				188.0
				William F. Lynch Company, Inc.	01606	Worcester	MA	63.0	0.0			63.0					63.0
				William F. Lynch Company, Inc.	06255	North Grosvenordale	CT	2.0	0.0			2.0					2.0
				Wyman & Sons Electric, Inc.	02889	Warwick	RI	25.0	0.0			25.0					25.0
				Wyman & Sons Electric, Inc.	02895	Woonsocket	RI	60.0	0.0			60.0					60.0
WSC1201	DC1	CMS New Science Center Building Renovations Westfield State University	Walsh Brothers, Inc.	Adams Plumbing & Heating, Inc.	01071	Russell	MA	268.0	0.0			267.5					268.0
				Adams Plumbing & Heating, Inc.	01201	Pittsfield	MA	113.0	0.0			113.0					113.0
				Adams Plumbing & Heating, Inc.	01220	Adams	MA	24.0	0.0			24.0					24.0
				Adams Plumbing & Heating, Inc.	01220	Adams	MA	723.0	0.0			723.0					723.0
				Adams Plumbing & Heating, Inc.	01225	Cheshire	MA	21.0	0.0			21.0					21.0
				Adams Plumbing & Heating, Inc.	01226	Dalton	MA	140.0	0.0			140.0					140.0
				Adams Plumbing & Heating, Inc.	01247	North Adams	MA	506.0	0.0			355.5	150.0				506.0
				Adams Plumbing & Heating, Inc.	01247	North Adams	MA	154.0	0.0			154.0					154.0
				Architectural Millwork Installers, LLC	01007	Belchertown	MA	42.0	0.0			42.0					42.0
				Architectural Millwork Installers, LLC	01010	Brimfield	MA	16.0	0.0			16.0					16.0
				Architectural Millwork Installers, LLC	01082	Ware	MA	41.0	0.0			41.0					41.0
				Architectural Millwork Installers, LLC	01092	West Warren	MA	40.0	0.0			40.0					40.0
				Architectural Millwork Installers, LLC	01201	Pittsfield	MA	33.0	0.0			33.0					33.0
				Ayotte & King for Tile, Inc.	01020	Chicopee	MA	246.0	0.0			246.0					246.0
				Ayotte & King for Tile, Inc.	01071	Russell	MA	61.0	0.0			61.0					61.0
				Ayotte & King for Tile, Inc.	01085	Westfield	MA	158.0	0.0		6.0	152.0					158.0
				Ayotte & King for Tile, Inc.	01089	West Springfield	MA	42.0	0.0			42.0					42.0
				Ayotte & King for Tile, Inc.	01118	Springfield	MA	20.0	0.0			20.0					20.0
				Bay State Building Specialties, Inc.	01034	Granville	MA	18.0	0.0			18.0					18.0
				Bay State Building Specialties, Inc.	01069	Palmer	MA	146.0	0.0			146.0					146.0
				Bay State Building Specialties, Inc.	01069	Palmer	MA	130.0	0.0			130.0					130.0
				Bay State Building Specialties, Inc.	01080	Three Rivers	MA	78.0	0.0			78.0					78.0
				Cantarella & Son, Inc.	01001	Agawam	MA	32.0	0.0			32.0					32.0
				Cantarella & Son, Inc.	01007	Belchertown	MA	8.0	0.0			8.0					8.0
				Cantarella & Son, Inc.	01151	Indian Orchard	MA	16.0	0.0		16.0						16.0
				Cantarella & Son, Inc.	01201	Pittsfield	MA	61.0	0.0			61.0					61.0
				Cantarella & Son, Inc.	01201	Pittsfield	MA	22.0	0.0			21.5					22.0
				Cantarella & Son, Inc.	01220	Adams	MA	59.0	0.0	0.0		59.0	0.0				59.0
				Cantarella & Son, Inc.	01225	Cheshire	MA	229.0	0.0			229.0					229.0
				Cantarella & Son, Inc.	01247	North Adams	MA	132.0	0.0			132.0					132.0
				Cantarella & Son, Inc.	12521	Craryville	NY	56.0	0.0			56.0					56.0
				Cogswell Sprinkler Company, Inc.	01056	Ludlow	MA	4.0	0.0			3.5					4.0
				Cogswell Sprinkler Company, Inc.	01756	Mendon	MA	2.0	0.0			2.0					2.0
				Harold Brothers Mechanical Contractors, Inc.	01056	Ludlow	MA	558.0	0.0			558.0					558.0
				Harold Brothers Mechanical Contractors, Inc.	01376	Turners Falls	MA	357.0	0.0			357.0					357.0
				Harold Brothers Mechanical Contractors, Inc.	01501	Auburn	MA	72.0	0.0			72.0					72.0
				Harold Brothers Mechanical Contractors, Inc.	01506	Brookfield	MA	26.0	0.0			26.0					26.0
				Harold Brothers Mechanical Contractors, Inc.	01540	Oxford	MA	84.0	0.0			84.0					84.0
				Johnson Acoustics, Inc.	01020	Chicopee	MA	194.0	0.0			193.5					194.0
				Johnson Acoustics, Inc.	01119	Springfield	MA	75.0	0.0		75.0						75.0
				Johnson Acoustics, Inc.	01129	Springfield	MA	103.0	0.0		103.0						103.0
				Kamco Supply Corp. of Boston	01566	Sturbridge	MA	130.0	0.0			130.0					130.0
				Kamco Supply Corp. of Boston	01880	Wakefield	MA	72.0	0.0			72.0					72.0
				Kamco Supply Corp. of Boston	01906	Saugus	MA	24.0	0.0			24.0					24.0
				Kamco Supply Corp. of Boston	02148	Malden	MA	16.0	0.0			16.0					16.0
				Kamco Supply Corp. of Boston	02155	Medford	MA	8.0	0.0	8.0							8.0
				Kapiloff's Glass, Inc.	01201	Pittsfield	MA	1.0	0.0			1.3					1.0
				Kapiloff's Glass, Inc.	01247	North Adams	MA	7.0	0.0			7.0					7.0
				Kapiloff's Glass, Inc.	01267	Williamstown	MA	7.0	0.0		7.0						7.0
				Kapiloff's Glass, Inc.	05261	Pownal	VT	15.0	0.0			15.0					15.0
				KMK Insulation, Inc.	01013	Chicopee	MA	352.0	0.0			352.0					352.0
				KMK Insulation, Inc.	01085	Westfield	MA	210.0	0.0			210.5					210.0
				KMK Insulation, Inc.	06026	East Granby	CT	28.0	0.0			28.0					28.0
				KMK Insulation, Inc.	06420	Salem	CT	19.0	0.0			19.0					19.0
				Labs Underway, Inc.	01081	Wales	MA	127.0	0.0			127.0					127.0
				Labs Underway, Inc.	02016			16.0	0.0		16.0						16.0
				Performance Testing and Balancing, LLC	01050	Huntington	MA	38.0	0.0			38.0					38.0
				Performance Testing and Balancing, LLC	01085	Westfield	MA	82.0	0.0			81.5					82.0
				S & F Concrete Contractors, Inc.	01568	Upton	MA	8.0	0.0			8.0					8.0
				S & F Concrete Contractors, Inc.	01749	Hudson	MA	8.0	0.0			8.5					8.0
				S & F Concrete Contractors, Inc.	01749	Hudson	MA	378.0	0.0			352.5	25.0				378.0
				Sunshine Sign Company, Inc.	01520	Holden	MA	8.0	0.0			8.0					8.0
				Sunshine Sign Company, Inc.	06260	Putnam	CT	8.0	0.0			8.0					8.0
				Superior Caulking & Waterproofing Company	01010	Brimfield	MA	13.0	0.0			13.0					13.0
				Superior Caulking & Waterproofing Company	01020	Chicopee	MA	8.0	0.0			8.0					8.0
				Superior Caulking & Waterproofing Company	01075	South Hadley	MA	6.0	0.0		6.0						6.0
				Superior Caulking & Waterproofing Company	01108	Springfield	MA	16.0	0.0				16.0				16.0
				Superior Caulking & Waterproofing Company	01118	Springfield	MA	23.0	0.0			23.0					23.0
				Superior Caulking & Waterproofing Company	01138	Springfield	MA	16.0	0.0		16.0						16.0
				Superior Caulking & Waterproofing Company	01229	Glendale	MA	41.0	0.0				41.0				41.0

Project	Phase	Project Name	General Contractor Name	Company Name	Zip Code	City	State	Male	Female	Asian	Black/African American/Cape Verdean	Caucasian	Hispanic	Native American/Eskimo /Aleut	Minority - Other	Other	Total Hours Reported
				Superior Caulking & Waterproofing Company	06611	Trumbull	CT	32.0	0.0				32.0				32.0
				Wayne J. Griffin Electric, Inc.	01002	Amherst	MA	48.0	0.0		48.5						48.0
				Wayne J. Griffin Electric, Inc.	01007	Belchertown	MA	248.0	0.0			248.0					248.0
				Wayne J. Griffin Electric, Inc.	01013	Chicopee	MA	48.0	0.0			48.0					48.0
				Wayne J. Griffin Electric, Inc.	01027	Easthampton	MA	112.0	0.0			112.0					112.0
				Wayne J. Griffin Electric, Inc.	01036	Hampden	MA	220.0	0.0			220.0					220.0
				Wayne J. Griffin Electric, Inc.	01040	Holyoke	MA	47.0	0.0			47.0					47.0
				Wayne J. Griffin Electric, Inc.	01040	Holyoke	MA	216.0	0.0				216.0				216.0
				Wayne J. Griffin Electric, Inc.	01056	Ludlow	MA	24.0	0.0			24.0					24.0
				Wayne J. Griffin Electric, Inc.	01057	Monson	MA	4.0	0.0			4.0					4.0
				Wayne J. Griffin Electric, Inc.	01057	Monson	MA	16.0	0.0			16.0					16.0
				Wayne J. Griffin Electric, Inc.	01082	Ware	MA	34.0	0.0			34.0					34.0
				Wayne J. Griffin Electric, Inc.	01085	Westfield	MA	162.0	0.0			162.0					162.0
				Wayne J. Griffin Electric, Inc.	01085	Westfield	MA	624.0	0.0		354.5		269.5				624.0
				Wayne J. Griffin Electric, Inc.	01089	West Springfield	MA	304.0	0.0				304.0				304.0
				Wayne J. Griffin Electric, Inc.	01092	West Warren	MA	65.0	0.0			65.0					65.0
				Wayne J. Griffin Electric, Inc.	01095	Wilbraham	MA	8.0	0.0			8.0					8.0
				Wayne J. Griffin Electric, Inc.	01108	Springfield	MA	408.0	0.0		104.0	304.0					408.0
				Wayne J. Griffin Electric, Inc.	01109	Springfield	MA	8.0	0.0			8.0					8.0
				Wayne J. Griffin Electric, Inc.	01119	Springfield	MA	25.0	0.0			25.0					25.0
				Wayne J. Griffin Electric, Inc.	01331	Athol	MA	230.0	0.0			230.0					230.0
				Wayne J. Griffin Electric, Inc.	01515	East Brookfield	MA	54.0	0.0			54.5					54.0
				Wayne J. Griffin Electric, Inc.	01520	Holden	MA	25.0	0.0			25.0					25.0
				Wayne J. Griffin Electric, Inc.	01524	Leicester	MA	198.0	0.0			198.5					198.0
				Wayne J. Griffin Electric, Inc.	01524	Leicester	MA	30.0	0.0			30.0					30.0
				Wayne J. Griffin Electric, Inc.	01529	Millville	MA	138.0	0.0			138.0					138.0
				Wayne J. Griffin Electric, Inc.	01535	North Brookfield	MA	16.0	0.0			16.0					16.0
				Wayne J. Griffin Electric, Inc.	01562	Spencer	MA	29.0	0.0			29.0					29.0
				Wayne J. Griffin Electric, Inc.	01562	Spencer	MA	54.0	0.0			54.0					54.0
				Wayne J. Griffin Electric, Inc.	06457	Middletown	CT	63.0	0.0		63.0						63.0
				William Roberts Electric	01027	Easthampton	MA	2.0	0.0			2.0					2.0
				William Roberts Electric	01057	Monson	MA	208.0	0.0			208.0					208.0
				William Roberts Electric	01073	Southampton	MA	168.0	0.0			168.0					168.0
WSC1602	DC1	Westfield State University - Dower Arts Center Renovations	PDS Engineering & Construction, Inc.	Atlantis Equipment Corp.	01220	Adams	MA	16.0	0.0			16.0					16.0
				Atlantis Equipment Corp.	01247	North Adams	MA	8.0	0.0			8.0					8.0
				Atlantis Equipment Corp.	05350	Readsboro	VT	8.0	0.0			8.0					8.0
				Crestview Construction & Trucking, Inc.	01030	Feeding Hills	MA	8.0	0.0			8.0					8.0
				Crestview Construction & Trucking, Inc.	01077	Southwick	MA	84.0	0.0			84.0					84.0
				Crestview Construction & Trucking, Inc.	01085	Westfield	MA	124.0	0.0			123.5					124.0
				Do All Drywall Operations, Inc.	01089	West Springfield	MA	24.0	0.0			24.0					24.0
				Do All Drywall Operations, Inc.	06029	Ellington	CT	68.0	0.0			68.5					68.0
				Do All Drywall Operations, Inc.	06066	Vernon Rockville	CT	42.0	0.0			41.5					42.0
				Do All Drywall Operations, Inc.	06082	Enfield	CT	58.0	0.0			57.5					58.0
				Do All Drywall Operations, Inc.	06088	East Windsor	CT	83.0	0.0			82.8					83.0
				Fernandes Masonry, Inc.	02136	Hyde Park	MA	16.0	0.0				16.0				16.0
				Fernandes Masonry, Inc.	02744	New Bedford	MA	24.0	0.0		24.0						24.0
				Fernandes Masonry, Inc.	02746	New Bedford	MA	8.0	0.0				8.0				8.0
				Greenfield Glass Company, Inc.	01247	North Adams	MA	42.0	0.0			42.3					42.0
				Greenfield Glass Company, Inc.	01301	Greenfield	MA	28.0	0.0			27.8					28.0
				Hale Construction, LLC	01040	Holyoke	MA	41.0	0.0			40.8					41.0
				Hale Construction, LLC	01075	South Hadley	MA	394.0	0.0			394.5					394.0
				Hale Construction, LLC	01104	Springfield	MA	174.0	0.0				174.0				174.0
				Hale Construction, LLC	01301	Greenfield	MA	144.0	0.0			144.0					144.0
				Hale Construction, LLC	01360	Northfield	MA	323.0	0.0			323.4					323.0
				Hale Construction, LLC	01364	Orange	MA	148.0	0.0						147.9		148.0
				JM's Painting Corp.	02026	Dedham	MA	344.0	0.0							343.5	344.0
				JM's Painting Corp.	02062	Norwood	MA	39.0	0.0								39.0
				JM's Painting Corp.	02119	Roxbury	MA	374.0	0.0								374.0
				JM's Painting Corp.	02122	Dorchester	MA	62.0	0.0								62.0
				JM's Painting Corp.	02131	Roslindale	MA	734.0	0.0								734.5
				KMD Mechanical	01440	Gardner	MA	208.0	0.0			207.5					208.0
				KMD Mechanical	01507	Charlton	MA	32.0	0.0			32.0					32.0
				KMD Mechanical	01520	Holden	MA	608.0	0.0			608.0					608.0
				KMD Mechanical	01536	North Grafton	MA	80.0	0.0			80.0					80.0
				KMD Mechanical	01590	Sutton	MA	24.0	0.0			24.0					24.0
				KMD Mechanical	01603	Worcester	MA	96.0	0.0			96.0					96.0
				KMD Mechanical	06255	North Grosvenordale	CT	112.0	0.0			112.0					112.0
				M. Frank Higgins & Company, Inc.	01001	Agawam	MA	8.0	0.0			8.0					8.0
				M. Frank Higgins & Company, Inc.	01057	Monson	MA	48.0	0.0			48.0					48.0
				M. Frank Higgins & Company, Inc.	01069	Palmer	MA	160.0	0.0			160.0					160.0
				M. Frank Higgins & Company, Inc.	01089	West Springfield	MA	144.0	0.0			144.0					144.0
				M. Frank Higgins & Company, Inc.	01119	Springfield	MA	246.0	0.0				246.0				246.0
				Rocky's Acoustics Co., Inc.	01007	Belchertown	MA	51.0	0.0			51.0					51.0
				Rocky's Acoustics Co., Inc.	01027	Easthampton	MA	181.0	0.0			181.3					181.0
				Rocky's Acoustics Co., Inc.	01040	Holyoke	MA	43.0	0.0			43.0					43.0
				Rocky's Acoustics Co., Inc.	01069	Palmer	MA	10.0	0.0			10.5					10.0
				Rocky's Acoustics Co., Inc.	01082	Ware	MA	66.0	0.0			66.5					66.0
				Rocky's Acoustics Co., Inc.	01089	West Springfield	MA	27.0	0.0			27.0					27.0
				Rocky's Acoustics Co., Inc.	01095	Wilbraham	MA	2.0	0.0			2.5					2.0

Project	Phase	Project Name	General Contractor Name	Company Name	Zip Code	City	State	Male	Female	Asian	Black/African American/Cape Verdean	Caucasian	Hispanic	Native American/Eskimo/Aleut	Minority - Other	Other	Total Hours Reported
				Rocky's Acoustics Co., Inc.	01151	Indian Orchard	MA	54.0	0.0				54.5				54.0
				Steeltech Building Products, Inc.	06010	Bristol	CT	132.0	0.0				131.5				132.0
				Steeltech Building Products, Inc.	06704	Waterbury	CT	5.0	0.0				5.0				5.0
				Titan Roofing, Inc.	01013	Chicopee	MA	6.0	0.0				5.5				6.0
				Titan Roofing, Inc.	01020	Chicopee	MA	67.0	0.0				67.3				67.0
				Titan Roofing, Inc.	01108	Springfield	MA	42.0	0.0				41.5				42.0
				Titan Roofing, Inc.	01109	Springfield	MA	43.0	0.0				43.0				43.0
				Triton Leasing & Rental, Inc.	01020	Chicopee	MA	32.0	0.0				32.5				32.0
				Triton Leasing & Rental, Inc.	01040	Holyoke	MA	176.0	0.0				176.5				176.0
				Triton Leasing & Rental, Inc.	01108	Springfield	MA	563.0	0.0				563.0				563.0
				Triton Leasing & Rental, Inc.	01118	Springfield	MA	136.0	0.0				136.0				136.0
				Triton Leasing & Rental, Inc.	01702	Frammingham	MA	254.0	0.0				254.0				254.0
				Triton Leasing & Rental, Inc.	01841	Lawrence	MA	100.0	0.0				100.0				100.0
				Triton Leasing & Rental, Inc.	01851	Lowell	MA	120.0	0.0				120.0				120.0
				Triton Leasing & Rental, Inc.	02863	Central Falls	RI	547.0	0.0				547.0				547.0
				Triton Leasing & Rental, Inc.	02909	Providence	RI	100.0	0.0				100.0				100.0
				Triton Leasing & Rental, Inc.	06043	Bolton	CT	80.0	0.0				80.0				80.0
				Triton Leasing & Rental, Inc.	06114	Hartford	CT	220.0	0.0				220.0				220.0
				Triton Leasing & Rental, Inc.	06512	East Haven	CT	80.0	0.0				80.0				80.0
				Walch & Company, Inc.	06084	Tolland	CT	42.0	0.0				42.5				42.0
				Walker Specialties, Inc.	02072	Stoughton	MA	48.0	0.0							48.0	48.0
				Wayne J. Griffin Electric, Inc.	01010	Brimfield	MA	563.0	0.0				563.0				563.0
				Wayne J. Griffin Electric, Inc.	01014	Chicopee	MA	8.0	0.0				8.0				8.0
				Wayne J. Griffin Electric, Inc.	01022	Chicopee	MA	16.0	0.0				16.0				16.0
				Wayne J. Griffin Electric, Inc.	01027	Easthampton	MA	32.0	0.0				32.0				32.0
				Wayne J. Griffin Electric, Inc.	01033	Granby	MA	304.0	0.0				304.0				304.0
				Wayne J. Griffin Electric, Inc.	01036	Hampden	MA	649.0	0.0				649.0				649.0
				Wayne J. Griffin Electric, Inc.	01040	Holyoke	MA	76.0	0.0				76.0				76.0
				Wayne J. Griffin Electric, Inc.	01056	Ludlow	MA	88.0	0.0				88.0				88.0
				Wayne J. Griffin Electric, Inc.	01057	Monson	MA	121.0	0.0				121.0				121.0
				Wayne J. Griffin Electric, Inc.	01069	Palmer	MA	578.0	0.0				578.0				578.0
				Wayne J. Griffin Electric, Inc.	01080	Three Rivers	MA	455.0	0.0				455.0				455.0
				Wayne J. Griffin Electric, Inc.	01085	Westfield	MA	1,726.0	0.0				625.0	900.5	200.0		1,726.0
				Wayne J. Griffin Electric, Inc.	01089	West Springfield	MA	44.0	0.0				44.0				44.0
				Wayne J. Griffin Electric, Inc.	01095	Wilbraham	MA	216.0	0.0				216.0				216.0
				Wayne J. Griffin Electric, Inc.	01104	Springfield	MA	320.0	0.0				320.0				320.0
				Wayne J. Griffin Electric, Inc.	01106	Longmeadow	MA	75.0	0.0				75.0				75.0
				Wayne J. Griffin Electric, Inc.	01119	Springfield	MA	557.0	0.0				557.0				557.0
				Wayne J. Griffin Electric, Inc.	01506	Brookfield	MA	506.0	0.0				506.0				506.0
				Wayne J. Griffin Electric, Inc.	01515	East Brookfield	MA	24.0	0.0				24.0				24.0
				Wayne J. Griffin Electric, Inc.	01516	Douglas	MA	24.0	0.0				24.0				24.0
				Wayne J. Griffin Electric, Inc.	01524	Leicester	MA	734.0	0.0				734.5				734.0
				Wayne J. Griffin Electric, Inc.	01529	Millville	MA	200.0	0.0				200.0				200.0
				Wayne J. Griffin Electric, Inc.	01535	North Brookfield	MA	70.0	0.0				70.0				70.0
				Wayne J. Griffin Electric, Inc.	01562	Spencer	MA	96.0	0.0				96.0				96.0
				Wayne J. Griffin Electric, Inc.	01585	West Brookfield	MA	92.0	0.0				92.0				92.0
				Wayne J. Griffin Electric, Inc.	01606	Worcester	MA	6.0	0.0				6.0				6.0
				Wayne J. Griffin Electric, Inc.	01611	Cherry Valley	MA	40.0	0.0				40.0				40.0
				Wayne J. Griffin Electric, Inc.	05301	Brattleboro	VT	194.0	0.0				194.5				194.0
				Wayne J. Griffin Electric, Inc.	05761	Pawlet	VT	16.0	0.0				16.0				16.0
				Wayne J. Griffin Electric, Inc.	06074	South Windsor	CT	88.0	0.0				88.0				88.0
				Wayne J. Griffin Electric, Inc.	06082	Enfield	CT	72.0	0.0				72.0				72.0
				Wayne J. Griffin Electric, Inc.	06112	Hartford	CT	16.0	0.0				16.0				16.0
				Wayne J. Griffin Electric, Inc.	06114	Hartford	CT	136.0	0.0				136.0				136.0
				Wayne J. Griffin Electric, Inc.	06457	Middletown	CT	192.0	0.0				192.0				192.0
Total:								875,370	14,646	11,916	30,692	734,833	98,280	4,312	4,145	5,834	890,016

Report No. 21

**Construction Zip Code Detail Report
Fiscal Year 2017**



State	City	ZipCode	TotalWeeklyWorkHrs
MA	Agawam	01001	4,010
MA	Amherst	01002	1,375
MA	Barre	01005	228
MA	Belchertown	01007	5,250
MA	Blandford	01008	1,083
MA	Bondsville	01009	324
MA	Brimfield	01010	773
MA	Chester	01011	1,547
MA	Chesterfield	01012	814
MA	Chicopee	01013	7,478
MA	Chicopee	01014	314
MA	Chicopee	01020	9,233
MA	Chicopee	01021	8
MA	Chicopee	01022	120
MA	Cummington	01026	64
MA	Easthampton	01027	7,288
MA	East Longmeadow	01028	3,240
MA	East Otis	01029	165
MA	Feeding Hills	01030	1,221
MA	Gilbertville	01031	57
MA	Goshen	01032	54
MA	Granby	01033	4,168
MA	Granville	01034	190
MA	Hadley	01035	3,402
MA	Hampden	01036	1,468
MA	Hatfield	01038	71
MA	Haydenville	01039	120
MA	Holyoke	01040	11,911
MA	Huntington	01050	2,179
MA	Leeds	01053	1,414
MA	Leverett	01054	1,035
MA	Ludlow	01056	6,706
MA	Monson	01057	3,257
MA	Northampton	01060	495
MA	Northampton	01061	16
MA	Florence	01062	1,652
MA	Oakham	01068	3,514
MA	Palmer	01069	5,828
MA	Plainfield	01070	605
MA	Russell	01071	967
MA	Shutesbury	01072	1,154
MA	Southampton	01073	772
MA	South Hadley	01075	5,370
MA	Southwick	01077	2,168



MA	Thorndike	01079	20
MA	Three Rivers	01080	1,749
MA	Wales	01081	890
MA	Ware	01082	1,682
MA	Warren	01083	2,232
MA	Westfield	01085	9,838
MA	West Hatfield	01088	258
MA	West Springfield	01089	6,551
MA	West Springfield	01090	68
MA	West Warren	01092	296
MA	Whately	01093	283
MA	Wilbraham	01095	6,006
MA	Williamsburg	01096	380
MA	Worthington	01098	717
MA	Springfield	01101	4
MA	Springfield	01104	4,133
MA	Springfield	01105	972
MA	Longmeadow	01106	445
MA	Springfield	01107	1,664
MA	Springfield	01108	2,039
MA	Springfield	01109	3,605
MA	Springfield	01115	20
MA	Springfield	01118	1,250
MA	Springfield	01119	2,450
MA	Springfield	01128	1,446
MA	Springfield	01129	2,436
MA	Springfield	01138	41
MA	Indian Orchard	01151	846
UK	Unknown	01157	253
MA	Pittsfield	01201	8,227
MA	Adams	01220	13,176
MA	Becket	01223	93
MA	Cheshire	01225	2,776
MA	Dalton	01226	972
MA	Glendale	01229	421
MA	Hinsdale	01235	195
MA	Lanesboro	01237	52
MA	Lee	01238	2
MA	North Adams	01247	10,787
UK	Unknown	01250	16
MA	Otis	01253	7
MA	Savoy	01256	2,402
MA	Sheffield	01257	238
MA	Southfield	01259	8
MA	Williamstown	01267	658



UK	Uknown	01269	8
MA	Windsor	01270	463
MA	Greenfield	01301	2,485
MA	Ashfield	01330	830
MA	Athol	01331	1,990
MA	Bernardston	01337	153
MA	Buckland	01338	4
MA	Charlemont	01339	1,762
MA	Colrain	01340	372
MA	Conway	01341	626
MA	Drury	01343	98
MA	Erving	01344	346
MA	Millers Falls	01349	583
MA	Northfield	01360	323
MA	Orange	01364	1,250
MA	Petersham	01366	64
MA	Royalston	01368	15
MA	Shelburne Falls	01370	860
MA	South Deerfield	01373	1,779
MA	Sunderland	01375	3
MA	Turners Falls	01376	3,308
MA	Warwick	01378	201
MA	Fitchburg	01420	3,592
MA	Ashburnham	01430	938
MA	Ashby	01431	1,276
MA	Ayer	01432	154
MA	Baldwinville	01436	770
MA	Gardner	01440	4,342
MA	Groton	01450	70
MA	Hubbardston	01452	737
MA	Leominster	01453	3,402
MA	Littleton	01460	1,183
MA	Lunenburg	01462	1,746
MA	Pepperell	01463	1,303
MA	Shirley	01464	856
MA	Templeton	01468	58
MA	Townsend	01469	2,697
MA	Westminster	01473	2,421
MA	Winchendon	01475	2,615
MA	Auburn	01501	2,010
MA	Berlin	01503	142
MA	Blackstone	01504	541
MA	Boylston	01505	8
MA	Brookfield	01506	1,471
MA	Charlton	01507	1,151



MA	Clinton	01510	773
UK	Uknown	01514	16
MA	East Brookfield	01515	791
MA	Douglas	01516	1,000
MA	Fiskdale	01518	239
MA	Grafton	01519	782
MA	Holden	01520	1,433
MA	Holland	01521	606
MA	Jefferson	01522	64
MA	Lancaster	01523	38
MA	Leicester	01524	2,064
MA	Millbury	01527	899
MA	Millville	01529	846
MA	New Braintree	01531	285
MA	Northborough	01532	686
MA	Northbridge	01534	435
MA	North Brookfield	01535	1,064
MA	North Grafton	01536	546
MA	North Oxford	01537	838
MA	Oxford	01540	1,951
MA	Princeton	01541	667
MA	Rochdale	01542	102
MA	Rutland	01543	1,421
MA	Shrewsbury	01545	424
MA	Southbridge	01550	2,593
MA	South Grafton	01560	389
MA	Spencer	01562	2,336
MA	Sterling	01564	104
MA	Sturbridge	01566	2,051
MA	Upton	01568	109
MA	Uxbridge	01569	1,755
MA	Webster	01570	2,596
MA	Dudley	01571	1,175
UK	Uknown	01573	2
MA	Westborough	01581	60
MA	West Boylston	01583	138
MA	West Brookfield	01585	666
MA	Whitinsville	01588	991
MA	Sutton	01590	605
MA	Worcester	01601	68
MA	Worcester	01602	1,056
MA	Worcester	01603	3,848
MA	Worcester	01604	2,116
MA	Worcester	01605	1,680
MA	Worcester	01606	1,365



MA	Worcester	01607	614
MA	Worcester	01608	18
MA	Worcester	01609	750
MA	Worcester	01610	826
MA	Cherry Valley	01611	531
MA	Paxton	01612	291
UK	Uknown	01641	51
MA	Framingham	01701	613
MA	Framingham	01702	1,382
MA	Acton	01720	16
MA	Ashland	01721	367
MA	Bedford	01730	1,328
MA	Bolton	01740	30
MA	Carlisle	01741	54
MA	Fayville	01745	91
MA	Holliston	01746	420
MA	Hopedale	01747	57
MA	Hopkinton	01748	1,773
MA	Hudson	01749	8,358
MA	Marlborough	01752	3,082
MA	Maynard	01754	809
MA	Mendon	01756	874
MA	Milford	01757	3,669
MA	Natick	01760	770
MA	Southborough	01772	284
MA	Lincoln	01773	32
MA	Stow	01775	158
MA	Sudbury	01776	1,165
MA	Wayland	01778	8
MA	Woburn	01801	7,145
MA	Burlington	01803	538
MA	Andover	01810	182
MA	Billerica	01821	5,868
MA	Chelmsford	01824	3,572
MA	Dracut	01826	12,415
MA	Dunstable	01827	32
UK	Uknown	01828	242
MA	Haverhill	01830	5,014
MA	Haverhill	01832	4,855
MA	Georgetown	01833	392
MA	Groveland	01834	107
MA	Haverhill	01835	2,596
MA	Lawrence	01840	161
MA	Lawrence	01841	13,560
MA	Lawrence	01842	1,301



MA	Lawrence	01843	3,497
MA	Methuen	01844	14,566
MA	North Andover	01845	1,256
UK	Unknown	01846	72
MA	Lowell	01850	1,585
MA	Lowell	01851	3,339
MA	Lowell	01852	5,186
MA	Lowell	01853	38
MA	Lowell	01854	2,685
UK	Unknown	01859	28
MA	Merrimac	01860	814
MA	North Billerica	01862	366
MA	North Chelmsford	01863	956
MA	North Reading	01864	2,370
MA	Nutting Lake	01865	230
MA	Reading	01867	673
UK	Unknown	01870	8
UK	Unknown	01873	22
UK	Unknown	01875	547
MA	Tewksbury	01876	10,619
MA	Tyngsboro	01879	2,616
MA	Wakefield	01880	6,056
MA	Westford	01886	2,501
MA	Wilmington	01887	1,846
MA	Winchester	01890	216
MA	Lynn	01901	4
MA	Lynn	01902	7,900
MA	Lynn	01904	2,181
MA	Lynn	01905	2,575
MA	Saugus	01906	6,629
MA	Swampscott	01907	2,592
MA	Nahant	01908	1,454
MA	Amesbury	01913	2,488
MA	Beverly	01915	80
UK	Unknown	01920	13
MA	Boxford	01921	18
MA	Byfield	01922	220
MA	Danvers	01923	2,026
MA	Essex	01929	311
MA	Gloucester	01930	1,569
MA	Gloucester	01931	80
MA	Ipswich	01938	2,585
MA	Lynnfield	01940	1,831
MA	Manchester	01944	702
MA	Middleton	01949	761



MA	Newburyport	01950	497
MA	Newbury	01951	24
MA	Salisbury	01952	646
MA	Peabody	01960	5,131
UK	Unknown	01967	8
MA	Rowley	01969	1,479
MA	Salem	01970	6,941
MA	South Hamilton	01982	336
MA	Topsfield	01983	2,723
MA	Wenham	01984	42
MA	West Newbury	01985	1,102
UK	Unknown	02016	16
MA	Bellingham	02019	2,809
MA	Brant Rock	02020	567
MA	Canton	02021	2,910
MA	Cohasset	02025	32
MA	Dedham	02026	3,331
MA	East Mansfield	02031	55
MA	East Walpole	02032	230
MA	Foxboro	02035	1,225
MA	Franklin	02038	3,017
MA	Hingham	02043	2,359
MA	Hull	02045	259
MA	Mansfield	02048	469
MA	Marshfield	02050	2,435
MA	Marshfield Hills	02051	15
MA	Medfield	02052	56
MA	Medway	02053	16
MA	Millis	02054	55
MA	Norfolk	02056	283
MA	Norwell	02061	58
MA	Norwood	02062	2,219
MA	Ocean Bluff	02065	5
MA	Scituate	02066	3,752
MA	Sharon	02067	216
MA	South Walpole	02071	1,006
MA	Stoughton	02072	2,394
MA	Walpole	02081	1,802
MA	Westwood	02090	98
MA	Wrentham	02093	1,621
MA	Boston	02114	654
MA	Boston	02116	314
MA	Boston	02118	532
MA	Roxbury	02119	730
MA	Roxbury Crossing	02120	194



MA	Dorchester	02121	164
MA	Dorchester	02122	1,783
MA	Dorchester Center	02124	3,233
MA	Dorchester	02125	1,021
MA	Mattapan	02126	240
MA	Boston	02127	506
MA	Boston	02128	2,141
MA	Charlestown	02129	96
MA	Jamaica Plain	02130	80
MA	Roslindale	02131	1,987
MA	West Roxbury	02132	2,375
MA	Allston	02134	1,497
MA	Brighton	02135	478
MA	Hyde Park	02136	1,347
MA	Readville	02137	2
MA	Cambridge	02138	305
MA	Cambridge	02139	871
MA	Cambridge	02140	16
MA	Cambridge	02142	269
MA	Somerville	02143	428
MA	Somerville	02144	50
MA	Somerville	02145	695
MA	Malden	02148	3,863
MA	Everett	02149	2,876
MA	Chelsea	02150	2,612
MA	Revere	02151	4,782
MA	Winthrop	02152	494
MA	Medford	02153	74
MA	Medford	02155	4,159
UK	Unknown	02164	28
MA	Quincy	02169	8,618
MA	Quincy	02170	340
MA	Quincy	02171	979
MA	Melrose	02176	2,697
MA	Stoneham	02180	799
UK	Unknown	02181	12
MA	Braintree	02184	2,453
MA	Milton	02186	220
MA	Weymouth	02188	1,636
MA	East Weymouth	02189	836
MA	South Weymouth	02190	3,100
MA	North Weymouth	02191	448
MA	Boston	02210	8
MA	Brockton	02301	2,950
MA	Brockton	02302	2,471



MA	Avon	02322	56
MA	Bridgewater	02324	5,803
MA	Carver	02330	238
MA	Duxbury	02332	698
MA	East Bridgewater	02333	3,284
MA	Elmwood	02337	199
MA	Halifax	02338	1,724
MA	Hanover	02339	759
MA	Hanson	02341	2,524
MA	Holbrook	02343	2,479
MA	Middleboro	02346	731
MA	Lakeville	02347	2,027
MA	Abington	02351	2,826
MA	North Easton	02356	1,398
MA	Pembroke	02359	2,415
MA	Plymouth	02360	4,901
MA	Plymouth	02361	18
MA	Kingston	02364	963
MA	South Carver	02366	10
MA	Plympton	02367	565
MA	Randolph	02368	2,826
MA	Rockland	02370	2,747
MA	South Easton	02375	85
MA	West Bridgewater	02379	303
MA	Whitman	02382	544
UK	Uknown	02383	7
MA	Lexington	02420	18
MA	Lexington	02421	77
MA	Waltham	02451	434
MA	Waltham	02452	315
MA	Waltham	02453	673
MA	Newton	02458	335
MA	Newton Center	02459	1,034
MA	Newton Upper Falls	02464	54
MA	Chestnut Hill	02467	128
MA	Waban	02468	287
MA	Watertown	02472	974
MA	Arlington	02474	1,779
MA	Belmont	02478	183
UK	Uknown	02480	48
MA	Wellesley	02482	40
UK	Uknown	02483	48
UK	Uknown	02515	10
MA	Buzzards Bay	02532	541
MA	East Falmouth	02536	1,698



MA	East Sandwich	02537	36
MA	East Wareham	02538	669
MA	Falmouth	02540	660
MA	Onset	02558	10
MA	Sandwich	02563	584
MA	Wareham	02571	151
MA	West Wareham	02576	59
MA	Hyannis	02601	95
MA	Brewster	02631	222
MA	Centerville	02632	162
MA	Cotuit	02635	27
MA	East Dennis	02641	70
MA	Eastham	02642	34
MA	Forestdale	02644	17
MA	Harwich	02645	471
MA	Marstons Mills	02648	16
MA	Mashpee	02649	498
MA	South Chatham	02659	16
MA	South Dennis	02660	98
MA	West Barnstable	02668	95
MA	West Yarmouth	02673	558
UK	Uknown	02676	23
MA	Assonet	02702	1,571
MA	Attleboro	02703	3,729
MA	Chartley	02712	32
MA	Dartmouth	02714	40
MA	Dighton	02715	478
MA	East Freetown	02717	567
MA	East Taunton	02718	1,460
MA	Fairhaven	02719	194
MA	Fall River	02720	6,475
MA	Fall River	02721	2,576
MA	Fall River	02723	1,536
MA	Fall River	02724	2,819
MA	Somerset	02725	611
MA	Somerset	02726	4,087
MA	Marion	02738	326
MA	New Bedford	02740	6,946
MA	Acushnet	02743	1,315
MA	New Bedford	02744	1,702
MA	New Bedford	02745	7,343
MA	New Bedford	02746	8,586
MA	North Dartmouth	02747	5,897
MA	South Dartmouth	02748	1,493
UK	Uknown	02750	7



MA	North Attleboro	02760	3,650
MA	North Attleboro	02761	949
MA	Plainville	02762	1,442
MA	Attleboro Falls	02763	51
MA	North Dighton	02764	16
MA	Norton	02766	3,336
MA	Raynham	02767	1,324
MA	Rehoboth	02769	157
MA	Rochester	02770	564
MA	Seekonk	02771	1,733
MA	Swansea	02777	1,200
MA	Berkley	02779	338
MA	Taunton	02780	2,751
MA	Westport	02790	3,482
RI	Albion	02802	658
RI	Barrington	02806	106
RI	Bradford	02808	33
RI	Bristol	02809	242
UK	Unknown	02810	798
RI	Charlestown	02813	10
RI	Chepachet	02814	56
RI	Coventry	02816	389
RI	Forestdale	02824	36
RI	Foster	02825	16
RI	Greene	02827	128
RI	Greenville	02828	32
RI	Harrisville	02830	1,494
RI	Hope Valley	02832	367
RI	Little Compton	02837	332
RI	Mapleville	02839	22
RI	Newport	02840	64
RI	North Kingstown	02852	156
RI	North Scituate	02857	230
RI	Oakland	02858	24
RI	Pascoag	02859	1,769
RI	Pawtucket	02860	2,178
RI	Pawtucket	02861	1,972
RI	Central Falls	02863	558
RI	Cumberland	02864	1,326
RI	Lincoln	02865	333
RI	Portsmouth	02871	562
RI	Slatersville	02876	812
RI	Tiverton	02878	769
RI	Wakefield	02879	8
RI	Narragansett	02882	16



RI	Warwick	02886	334
RI	Warwick	02888	135
RI	Warwick	02889	1,709
RI	Westerly	02891	260
RI	West Kingston	02892	8
RI	West Warwick	02893	292
RI	Wood River Junction	02894	220
RI	Woonsocket	02895	3,169
RI	North Smithfield	02896	1,946
RI	Providence	02903	569
RI	Providence	02904	1,286
RI	Providence	02905	188
RI	Providence	02906	42
RI	Providence	02907	853
RI	Providence	02908	1,151
RI	Providence	02909	1,019
RI	Cranston	02910	150
RI	North Providence	02911	744
RI	East Providence	02914	619
RI	Riverside	02915	258
RI	Rumford	02916	40
RI	Smithfield	02917	99
RI	Johnston	02919	1,042
RI	Cranston	02920	758
RI	Providence	02940	359
NH	Amherst	03031	95
NH	Auburn	03032	437
NH	Brookline	03033	366
NH	Candia	03034	1
NH	Chester	03036	21
NH	Deerfield	03037	54
NH	Derry	03038	9,726
NH	Francestown	03043	608
NH	Fremont	03044	82
NH	Goffstown	03045	1,278
NH	Dunbarton	03046	70
NH	Greenville	03048	213
NH	Hollis	03049	60
NH	Hudson	03051	4,174
NH	Litchfield	03052	557
NH	Londonderry	03053	1,504
NH	Merrimack	03054	1,177
NH	Milford	03055	821
NH	Nashua	03060	5,884
NH	Nashua	03061	68



NH	Nashua	03062	1,499
NH	Nashua	03063	2,103
NH	Nashua	03064	837
NH	New Boston	03070	1,223
NH	New Ipswich	03071	36
NH	Pelham	03076	2,575
NH	Raymond	03077	911
NH	Salem	03079	5,360
NH	Temple	03084	47
NH	Wilton	03086	1,271
NH	Windham	03087	199
NH	Manchester	03101	481
NH	Manchester	03102	2,757
NH	Manchester	03103	2,622
NH	Manchester	03104	990
NH	Hooksett	03106	1,312
NH	Manchester	03109	86
NH	Bedford	03110	1,083
NH	Barnstead	03218	155
NH	Contoocook	03229	10
NH	Danbury	03230	16
NH	Epsom	03234	10
NH	Franklin	03235	244
NH	Gilmanton	03237	20
NH	Grafton	03240	8
NH	Laconia	03246	63
NH	Gilford	03249	164
NH	Newbury	03255	24
NH	Pittsfield	03263	758
NH	Salisbury	03268	43
NH	Suncook	03275	229
NH	Tilton	03276	950
NH	Warner	03278	232
NH	Weare	03281	132
NH	Nottingham	03290	69
NH	Concord	03301	465
NH	Concord	03302	9
NH	Bow	03304	46
NH	Loudon	03307	75
NH	Keene	03431	16
NH	Swanzey	03446	36
NH	Fitzwilliam	03447	216
NH	Gilsum	03448	31
NH	Harrisville	03450	131
NH	Jaffrey	03452	150



NH	Rindge	03461	442
NH	West Chesterfield	03466	196
NH	Westmoreland	03467	307
NH	Winchester	03470	576
NH	Berlin	03570	51
UK	Unknown	03702	16
NH	Plainfield	03781	48
NH	Portsmouth	03801	188
NH	Alton	03809	933
NH	Atkinson	03811	1,196
NH	Center Ossipee	03814	40
NH	Danville	03819	1,212
NH	Dover	03820	653
NH	Durham	03824	64
NH	Barrington	03825	24
NH	East Hampstead	03826	2,092
NH	East Kingston	03827	16
NH	East Wakefield	03830	24
NH	Exeter	03833	1,792
NH	Farmington	03835	10
NH	Hampstead	03841	52
NH	Hampton	03842	988
NH	Hampton Falls	03844	134
NH	Kingston	03848	116
NH	Newmarket	03857	1,295
NH	Newton	03858	126
NH	Lee	03861	8
NH	Plaistow	03865	1,245
NH	Rochester	03867	907
NH	Rye	03870	19
NH	Sanbornville	03872	660
NH	Sandown	03873	185
NH	Seabrook	03874	779
NH	Somersworth	03878	861
NH	Stratham	03885	117
NH	Union	03887	2,140
ME	Berwick	03901	28
ME	Eliot	03903	24
ME	Kittery	03904	250
ME	South Berwick	03908	505
ME	York	03909	8
ME	Lebanon	04027	24
ME	Fryeburg	04037	153
ME	Gorham	04038	129
ME	Kennebunk	04043	48



ME	Windham	04062	26
ME	Scarborough	04074	28
ME	Waterboro	04087	112
ME	Wells	04090	253
ME	West Newfield	04095	5
ME	Portland	04103	934
ME	Auburn	04210	22
ME	Durham	04222	6
ME	Mechanic Falls	04256	48
ME	New Gloucester	04260	144
UK	Unknown	04340	77
ME	Orrington	04474	8
VT	Ludlow	05149	464
VT	Springfield	05156	1,130
VT	Bennington	05201	2,610
VT	Manchester Center	05255	20
UK	Unknown	05256	613
VT	Pownal	05261	1,205
VT	Shaftsbury	05262	12
VT	Brattleboro	05301	600
VT	Marlboro	05344	13
VT	Putney	05346	346
VT	Readsboro	05350	385
VT	Wilmington	05363	24
UK	Unknown	05410	72
VT	Enosburg Falls	05450	374
VT	Hyde Park	05655	377
VT	Granville	05747	150
VT	Pawlet	05761	184
VT	Rochester	05767	142
VT	Concord	05824	486
VT	Lunenburg	05906	793
CT	Bloomfield	06002	48
CT	Bristol	06010	1,197
CT	Broad Brook	06016	245
CT	East Granby	06026	28
CT	Ellington	06029	521
CT	Glastonbury	06033	8
CT	Berlin	06037	96
CT	Manchester	06040	8
CT	Manchester	06042	72
CT	Bolton	06043	80
CT	New Britain	06051	352
CT	Plainville	06062	64
CT	Vernon Rockville	06066	74



CT	Rocky Hill	06067	90
CT	Simsbury	06070	201
CT	Somers	06071	670
CT	South Windsor	06074	1,343
CT	Stafford Springs	06076	687
CT	Enfield	06082	5,359
CT	Tolland	06084	345
CT	East Windsor	06088	83
CT	West Suffield	06093	1,384
CT	Windsor	06095	48
CT	Windsor Locks	06096	3,208
CT	Hartford	06106	232
CT	East Hartford	06108	297
CT	West Hartford	06110	171
CT	Newington	06111	40
CT	Hartford	06112	132
CT	Hartford	06114	412
CT	East Hartford	06118	112
CT	Willimantic	06226	170
CT	Amston	06231	32
CT	Andover	06232	641
CT	Coventry	06238	457
CT	Danielson	06239	912
CT	Hampton	06247	29
CT	Lebanon	06249	181
CT	North Grosvenordale	06255	833
CT	North Windham	06256	184
CT	Pomfret Center	06259	360
CT	Putnam	06260	27
CT	Quinebaug	06262	134
CT	Storrs Mansfield	06268	237
CT	Thompson	06277	2,141
CT	Woodstock	06281	369
CT	Moosup	06354	111
CT	Norwich	06360	962
CT	Oneco	06373	80
CT	Plainfield	06374	1,790
CT	Sterling	06377	8
CT	Uncasville	06382	149
CT	Colchester	06415	1,327
CT	Salem	06420	24
CT	East Haddam	06423	130
CT	East Hampton	06424	23
CT	Marion	06444	140
CT	Meriden	06450	479



CT	Meriden	06451	24
CT	Middletown	06457	321
CT	Moodus	06469	80
CT	North Branford	06471	16
CT	North Haven	06473	260
CT	Seymour	06483	810
CT	Southington	06489	719
CT	Wallingford	06492	160
CT	East Haven	06512	80
CT	New Haven	06513	68
CT	Bridgeport	06610	4
CT	Trumbull	06611	937
CT	Stratford	06614	114
CT	Waterbury	06704	5
CT	Wolcott	06716	150
CT	Northfield	06778	106
CT	Torrington	06790	420
NJ	West Orange	07052	170
NJ	Rutherford	07070	170
NJ	Union City	07087	158
NJ	Elmwood Park	07407	150
NJ	Hackensack	07601	114
NJ	Denville	07834	40
NJ	Mullica Hill	08062	52
NY	Bronx	10457	24
NY	Bronx	10465	8
NY	Port Chester	10573	40
NY	Chester	10918	6
NY	Corona	11368	24
NY	South Richmond Hill	11419	57
NY	Hempstead	11550	247
NY	Brentwood	11717	434
NY	Troy	12182	70
NY	Valatie	12184	24
NY	Craryville	12521	56
NY	North Branch	12766	8
NY	Glens Falls	12801	18
NY	Gansevoort	12831	68
NY	Greenwich	12834	260
NY	Baldwinsville	13027	17
PA	Blossburg	16912	68
PA	Orefield	18069	40
PA	Allentown	18102	23
PA	Moosic	18507	424
PA	Scranton	18508	432



PA	Pottstown	19464	76
MD	Silver Spring	20906	276
MD	Abingdon	21009	173
MD	Bel Air	21014	173
VA	Hayes	23072	88
SC	Myrtle Beach	29588	472

Total: **890,016**

Report No. 22

**Design Workforce Detail Report
Fiscal Year 2017**

Project	Phase	Project Name	General Designer Name	ZipCode	City	State	Male	Female	Asian	Black/African American/Cape Verdean	Caucasian	Hispanic	Native American/Eskimo/Aleut	Minority - Other				
BHC1501	ST1	Academic Facilities Modernization & Expansion Bunker Hill Community College	NBBJ Limited Partnership	01867	Reading	MA	1	0	0	0	1	0	0	0				
				02045	Hull	MA	1	0	0	0	1	0	0	0	0			
				02067	Sharon	MA	0	1	1	0	0	0	0	0	0			
				02127	Boston	MA	1	0	0	0	0	1	0	0	0			
				02129	Charlestown	MA	1	1	0	0	2	0	0	0	0			
				02138	Cambridge	MA	1	0	0	0	1	0	0	0	0			
				02139	Cambridge	MA	0	1	0	0	1	0	0	0	0			
				02141	Cambridge	MA	0	1	0	0	1	0	0	0	0			
				02144	Somerville	MA	0	1	0	0	0	0	0	0	1			
				02152	Winthrop	MA	0	1	0	0	1	0	0	0	0			
				02189	East Weymouth	MA	1	0	0	0	1	0	0	0	0			
				02446	Brookline	MA	0	1	1	0	0	0	0	0	0			
				CME0902	DC1	Central/Western Regions New Medical Examiner Facilities	HDR Architecture, PC	01463	Pepperell	MA	0	1	0	0	1	0	0	0
								01701	Framingham	MA	1	0	0	0	1	0	0	0
								02067	Sharon	MA	0	1	0	1	0	0	0	0
02114	Boston	MA	0					1	0	0	1	0	0	0				
02135	Brighton	MA	1					0	1	0	0	0	0	0				
02150	Chelsea	MA	1					0	0	0	1	0	0	0				
02176	Melrose	MA	1					0	0	0	1	0	0	0				
02215	Boston	MA	0					1	0	0	1	0	0	0				
02382	Whitman	MA	1					0	0	0	1	0	0	0				
02445	Brookline	MA	0					1	0	0	1	0	0	0				
02461	Newton Highlands	MA	1					0	0	0	1	0	0	0				
02472	Watertown	MA	2					0	0	0	1	0	1	0				
02476	Arlington	MA	1					0	0	0	1	0	0	0				
02492	Needham	MA	1					0	0	0	1	0	0	0				
02840	Newport	RI	1					0	0	0	1	0	0	0				
08096	West Deptford	NJ	0					1	0	0	1	0	0	0				
08691	Trenton	NJ	1					0	0	0	1	0	0	0				
18901	Doylestown	PA	1					0	0	0	1	0	0	0				
22101	Mc Lean	VA	0					1	0	0	0	1	0	0				
75033	Frisco	TX	1					0	0	0	1	0	0	0				
75088	Rowlett	TX	1	0	1	0	0	0	0	0								
75205	Dallas	TX	1	0	0	0	1	0	0	0								
75287	Dallas	TX	0	1	0	0	1	0	0	0								
DCP0708	HD2	Vertical Transportation System Inspection and Renovation, Statewide	RDK Engineers, Inc.	01810	Andover	MA	2	1	0	0	3	0	0	0				
				01844	Methuen	MA	0	1	0	0	0	1	0	0				
				01850	Lowell	MA	1	0	0	0	1	0	0					
				01862	North Billerica	MA	1	0	0	0	1	0	0					
				01876	Tewksbury	MA	1	0	0	0	1	0	0					
				01886	Westford	MA	1	0	0	0	1	0	0					
				02141	Cambridge	MA	1	0	0	0	1	0	0					
				02145	Somerville	MA	1	0	0	0	1	0	0					
				02332	Duxbury	MA	2	0	0	0	2	0	0					
				03045	Goffstown	NH	1	0	0	0	1	0	0					
				03261	Northwood	NH	1	0	0	0	1	0	0					
DCP0908	HD9	Study/Design Architectural Renovations and Repairs Multiple State/County Facilities Statewide	DiMella Shaffer Associates, Inc.	01602	Worcester	MA	1	0	0	0	1	0	0	0				
				01748	Hopkinton	MA	1	0	0	0	1	0	0	0				
				01760	Natick	MA	0	1	0	0	1	0	0	0				
				01907	Swampscott	MA	1	0	0	0	1	0	0	0				
				01970	Salem	MA	0	1	0	0	1	0	0	0				
				02067	Sharon	MA	0	1	0	0	1	0	0	0				
				02115	Boston	MA	1	0	0	0	1	0	0	0				
				02116	Boston	MA	1	0	0	0	0	0	0	1				
				02118	Boston	MA	1	0	0	0	1	0	0	0				
				02128	Boston	MA	1	0	0	0	1	0	0	0				
				02131	Roslindale	MA	1	0	0	1	0	0	0	0				
				02134	Allston	MA	1	0	0	0	1	0	0	0				
				02135	Brighton	MA	0	1	0	0	1	0	0	0				
				02138	Cambridge	MA	3	0	1	0	2	0	0	0				
				02139	Cambridge	MA	0	1	0	0	1	0	0	0				
				02141	Cambridge	MA	0	1	1	0	0	0	0	0				
				02144	Somerville	MA	2	0	1	0	1	0	0	0				
02155	Medford	MA	0	1	0	0	1	0	0	0								
02170	Quincy	MA	1	0	1	0	0	0	0	0								
02176	Melrose	MA	0	1	0	0	1	0	0	0								
02346	Middleboro	MA	0	1	0	0	1	0	0	0								

Project	Phase	Project Name	General Designer Name	ZipCode	City	State	Male	Female	Asian	Black/African American/Cape Verdean	Caucasian	Hispanic	Native American/Eskimo/Aleut	Minority - Other
				02370	Rockland	MA	0	1	0	0	1	0	0	0
				02446	Brookline	MA	0	1	0	0	1	0	0	0
				02472	Watertown	MA	1	0	0	0	1	0	0	0
				02474	Arlington	MA	0	1	0	0	1	0	0	0
				02476	Arlington	MA	1	0	0	0	1	0	0	0
				02478	Belmont	MA	0	1	0	0	1	0	0	0
				02494	Needham Heights	MA	1	0	0	0	1	0	0	0
				04210	Auburn	ME	2	0	0	0	2	0	0	0
DCP1206	HD3	Building Enclosure Commissioning Services	Simpson, Gumpertz & Heger, Inc.	01570	Webster	MA	1	0	0	0	1	0	0	0
				01720	Acton	MA	1	0	0	0	1	0	0	0
				01740	Bolton	MA	0	1	0	0	1	0	0	0
				01760	Natick	MA	0	1	0	0	1	0	0	0
				01776	Sudbury	MA	1	1	0	0	2	0	0	0
				01803	Burlington	MA	1	0	0	0	1	0	0	0
				01821	Billerica	MA	0	1	0	0	1	0	0	0
				01824	Chelmsford	MA	1	0	0	0	1	0	0	0
				01827	Dunstable	MA	1	0	0	0	1	0	0	0
				01886	Westford	MA	1	0	0	0	1	0	0	0
				01890	Winchester	MA	1	0	0	0	1	0	0	0
				01905	Lynn	MA	0	1	0	0	0	0	0	1
				01930	Gloucester	MA	0	1	0	0	1	0	0	0
				01938	Ipswich	MA	1	0	0	0	1	0	0	0
				02026	Dedham	MA	1	0	0	0	1	0	0	0
				02048	Mansfield	MA	1	0	0	0	1	0	0	0
				02067	Sharon	MA	1	0	0	0	1	0	0	0
				02108	Boston	MA	1	0	0	0	1	0	0	0
				02114	Boston	MA	0	1	0	0	1	0	0	0
				02115	Boston	MA	0	1	1	0	0	0	0	0
				02120	Roxbury Crossing	MA	1	0	0	0	1	0	0	0
				02130	Jamaica Plain	MA	1	1	0	0	2	0	0	0
				02134	Allston	MA	1	0	0	0	1	0	0	0
				02135	Brighton	MA	0	1	0	0	1	0	0	0
				02138	Cambridge	MA	1	1	0	0	2	0	0	0
				02139	Cambridge	MA	1	0	1	0	0	0	0	0
				02144	Somerville	MA	1	0	0	0	1	0	0	0
				02148	Malden	MA	0	1	0	0	1	0	0	0
				02176	Melrose	MA	1	1	0	0	2	0	0	0
				02246	Unknown	UK	1	0	0	0	1	0	0	0
				02314	Unknown	UK	0	1	0	0	1	0	0	0
				02420	Lexington	MA	1	0	0	0	1	0	0	0
				02445	Brookline	MA	0	1	0	0	1	0	0	0
				02452	Waltham	MA	1	0	0	0	1	0	0	0
				02453	Waltham	MA	2	0	1	0	1	0	0	0
				02458	Newton	MA	0	1	0	0	1	0	0	0
				02472	Watertown	MA	2	1	0	0	2	1	0	0
				02482	Wellesley	MA	0	1	0	0	1	0	0	0
				11530	Garden City	NY	1	0	0	0	1	0	0	0
				15217	Pittsburgh	PA	1	0	1	0	0	0	0	0
				29617	Greenville	SC	1	0	0	0	1	0	0	0
				60402	Berwyn	IL	0	1	0	0	1	0	0	0
				60605	Chicago	IL	1	0	0	0	0	0	0	1
				80908	Colorado Springs	CO	0	1	0	0	1	0	0	0
DCP1217	HD4	MEP New & Existing Commissioning Services: Various State & County-Owned Bldgs.	RDK Engineers, Inc.	94133	San Francisco	CA	1	0	0	0	1	0	0	0
				01106	Longmeadow	MA	1	0	0	0	1	0	0	0
				01810	Andover	MA	1	0	0	0	1	0	0	0
				01824	Chelmsford	MA	1	0	0	0	1	0	0	0
				01845	North Andover	MA	1	0	0	0	1	0	0	0
				01923	Danvers	MA	0	1	0	0	1	0	0	0
				02026	Dedham	MA	1	0	0	0	1	0	0	0
				03801	Portsmouth	NH	1	0	0	0	1	0	0	0
DCP1217	HD5	MEP Building Commissioning Services	Consulting Engineering Services, LLC	06040	Manchester	CT	1	0	0	0	1	0	0	0
				06111	Newington	CT	1	0	0	0	1	0	0	0
				06416	Cromwell	CT	0	1	0	0	1	0	0	0
DCP1359	HD5	Study/design Repairs, Renovations & System Upgrades	STV Incorporated	01532	Northborough	MA	1	0	0	0	1	0	0	0
				01721	Ashland	MA	0	1	1	0	0	0	0	0

Project	Phase	Project Name	General Designer Name	ZipCode	City	State	Male	Female	Asian	Black/African American/Cape Verdean	Caucasian	Hispanic	Native American/Eskimo/Aleut	Minority - Other
				01887	Wilmington	MA	1	0	0	0	1	0	0	0
				02114	Boston	MA	1	0	0	0	1	0	0	0
				02116	Boston	MA	1	0	0	0	1	0	0	0
				02119	Roxbury	MA	1	0	0	0	1	0	0	0
				02126	Mattapan	MA	1	0	0	1	0	0	0	0
				02134	Allston	MA	1	0	0	0	1	0	0	0
				02138	Cambridge	MA	1	0	0	0	1	0	0	0
				02139	Cambridge	MA	0	1	0	0	1	0	0	0
				02140	Cambridge	MA	0	1	0	0	1	0	0	0
				02169	Quincy	MA	1	0	0	0	1	0	0	0
				02176	Melrose	MA	1	0	0	0	1	0	0	0
				02184	Braintree	MA	1	0	0	0	1	0	0	0
				02301	Brockton	MA	0	1	0	0	1	0	0	0
				02302	Brockton	MA	0	1	0	0	1	0	0	0
				02364	Kingston	MA	1	0	0	0	1	0	0	0
				02445	Brookline	MA	0	1	0	0	1	0	0	0
				02453	Waltham	MA	0	1	0	0	1	0	0	0
				02460	Newtonville	MA	1	0	0	0	1	0	0	0
				02780	Taunton	MA	1	0	0	0	1	0	0	0
				08525	Hopewell	NJ	1	0	0	0	0	1	0	0
DCP1359	HD9	Study and Design for Repairs, Renovations and System Upgrades Multiple State and County Facilities Statewide	SMRT, Inc.	01719	Boxborough	MA	0	1	0	0	1	0	0	0
				01810	Andover	MA	2	0	0	0	2	0	0	0
				01845	North Andover	MA	2	1	0	0	3	0	0	0
				01867	Reading	MA	1	0	0	0	1	0	0	0
				01880	Wakefield	MA	1	0	0	0	1	0	0	0
				01887	Wilmington	MA	0	1	0	0	1	0	0	0
				01970	Salem	MA	2	0	0	0	2	0	0	0
				02119	Roxbury	MA	0	1	0	0	1	0	0	0
				02144	Somerville	MA	0	1	0	0	1	0	0	0
				02149	Everett	MA	1	0	0	0	1	0	0	0
				02155	Medford	MA	1	0	0	0	1	0	0	0
				03036	Chester	NH	1	0	0	0	1	0	0	0
				03038	Derry	NH	2	1	0	0	3	0	0	0
				03458	Peterborough	NH	1	0	0	0	1	0	0	0
				03785	Woodsville	NH	1	0	0	0	1	0	0	0
				03820	Dover	NH	1	0	0	0	1	0	0	0
				03841	Hampstead	NH	0	1	0	0	1	0	0	0
				03903	Eliot	ME	1	0	0	0	1	0	0	0
				04005	Biddeford	ME	1	0	0	0	1	0	0	0
				04011	Brunswick	ME	1	0	0	0	1	0	0	0
				04021	Cumberland Center	ME	1	2	0	0	3	0	0	0
				04038	Gorham	ME	2	0	0	0	2	0	0	0
				04039	Gray	ME	0	1	0	0	1	0	0	0
				04042	Hollis Center	ME	0	2	0	0	2	0	0	0
				04043	Kennebunk	ME	0	1	0	0	1	0	0	0
				04046	Kennebunkport	ME	1	0	0	0	1	0	0	0
				04062	Windham	ME	1	0	0	0	1	0	0	0
				04071	Raymond	ME	1	0	0	0	1	0	0	0
				04072	Saco	ME	2	0	0	0	2	0	0	0
				04074	Scarborough	ME	2	1	0	0	3	0	0	0
				04087	Waterboro	ME	1	0	0	0	1	0	0	0
				04096	Yarmouth	ME	1	1	0	0	2	0	0	0
				04097	North Yarmouth	ME	1	0	0	0	1	0	0	0
				04101	Portland	ME	3	1	0	0	4	0	0	0
				04103	Portland	ME	1	1	0	0	2	0	0	0
				04106	South Portland	ME	1	0	0	0	1	0	0	0
				04260	New Gloucester	ME	1	0	0	0	1	0	0	0
				04280	Sabattus	ME	1	0	0	0	1	0	0	0
				12183	Troy	NY	0	1	0	0	1	0	0	0
				12209	Albany	NY	1	0	0	0	1	0	0	0
DCP1418	HD3	Central Region Buildings Maintenance & Engineering	Richard D. Kimball Co., Inc.	01007	Belchertown	MA	1	0	0	0	1	0	0	0
				01035	Hadley	MA	1	0	0	0	1	0	0	0
				01060	Northampton	MA	1	0	1	0	0	0	0	0
				01108	Springfield	MA	0	1	0	0	1	0	0	0
				01237	Lanesboro	MA	1	0	0	0	1	0	0	0
				01467	Still River	MA	1	0	0	0	1	0	0	0
				01473	Westminster	MA	1	0	0	0	1	0	0	0

Project	Phase	Project Name	General Designer Name	ZipCode	City	State	Male	Female	Asian	Black/African American/Cape Verdean	Caucasian	Hispanic	Native American/Eskimo/Aleut	Minority - Other
				01833	Georgetown	MA	1	0	0	0	1	0	0	0
				01841	Lawrence	MA	1	0	0	0	1	0	0	0
				01844	Methuen	MA	1	0	0	0	0	1	0	0
				07876	Succasunna	NJ	1	0	0	0	1	0	0	0
DCP1613	HD7	Study and Design Architectural, Renovations, Additions, Repairs Statewide	Jones Architects, Inc.	01945	Marblehead	MA	1	0	0	0	1	0	0	0
				01970	Salem	MA	2	0	0	0	2	0	0	0
				02115	Boston	MA	1	0	0	0	1	0	0	0
				02130	Jamaica Plain	MA	1	0	0	0	1	0	0	0
				02144	Somerville	MA	0	1	0	0	1	0	0	0
				02145	Somerville	MA	0	1	0	0	1	0	0	0
				02155	Medford	MA	1	0	0	0	1	0	0	0
				02478	Belmont	MA	1	0	0	0	1	0	0	0
DCP1613	HD8	Study & Design for Architectural Projects, Renovations, Additions & Repairs	Kleinfelder/SEA	01760	Natick	MA	1	0	0	0	1	0	0	0
				01876	Tewksbury	MA	1	0	0	0	1	0	0	0
				01887	Wilmington	MA	0	1	0	0	1	0	0	0
				01970	Salem	MA	0	1	0	0	1	0	0	0
				02067	Sharon	MA	0	1	0	1	0	0	0	0
				02118	Boston	MA	1	0	0	0	1	0	0	0
				02138	Cambridge	MA	0	1	0	0	1	0	0	0
				02139	Cambridge	MA	0	1	0	0	1	0	0	0
				02142	Cambridge	MA	2	1	0	0	3	0	0	0
				02145	Somerville	MA	0	1	0	0	1	0	0	0
				02176	Melrose	MA	1	0	0	0	0	1	0	0
				02472	Watertown	MA	1	0	0	0	1	0	0	0
				02474	Arlington	MA	1	0	0	0	1	0	0	0
				06095	Windsor	CT	0	1	0	0	1	0	0	0
				06096	Windsor Locks	CT	0	1	0	0	1	0	0	0
				06111	Newington	CT	1	0	0	0	1	0	0	0
HCC0801	DC2	Holyoke CC Building G -Renovations Continuation for Design Services	HKT Architects, Inc.	06117	West Hartford	CT	0	1	0	0	1	0	0	0
				01803	Burlington	MA	0	1	0	0	1	0	0	0
				02130	Jamaica Plain	MA	1	1	0	0	2	0	0	0
				02138	Cambridge	MA	1	0	0	0	1	0	0	0
				02141	Cambridge	MA	1	0	0	0	1	0	0	0
				02143	Somerville	MA	1	0	0	0	1	0	0	0
				02149	Everett	MA	0	1	0	0	1	0	0	0
				02176	Melrose	MA	0	1	0	0	1	0	0	0
				02465	West Newton	MA	1	0	0	0	1	0	0	0
NSC1102	DC1	North Shore Community College-Expansion and Renovation (Continuation for Design Services)	Shepley, Bulfinch, Richardson & Abbott	01720	Acton	MA	1	0	0	0	1	0	0	0
				01778	Wayland	MA	1	0	0	0	1	0	0	0
				02113	Boston	MA	0	1	0	0	1	0	0	0
				02127	Boston	MA	0	1	0	0	1	0	0	0
				02130	Jamaica Plain	MA	1	0	0	0	1	0	0	0
				02138	Cambridge	MA	1	0	0	0	1	0	0	0
				02139	Cambridge	MA	0	2	0	0	2	0	0	0
				02144	Somerville	MA	1	0	0	0	1	0	0	0
				02176	Melrose	MA	0	1	0	0	1	0	0	0
				02332	Duxbury	MA	1	0	0	0	1	0	0	0
				02446	Brookline	MA	1	0	0	0	1	0	0	0
				02476	Arlington	MA	1	0	0	0	1	0	0	0
				03820	Dover	NH	1	0	0	0	1	0	0	0
				03904	Kittery	ME	0	1	0	0	1	0	0	0
RCC1201	DC1	Roxbury Community College - RCC Renovation/Expansion	Chan Krieger & Associates/NBJJ Limited Partnership	01702	Framingham	MA	0	1	0	0	1	0	0	0
				01864	North Reading	MA	0	1	0	0	1	0	0	0
				02067	Sharon	MA	0	1	1	0	0	0	0	0
				02127	Boston	MA	1	0	0	0	1	0	0	0
				02129	Charlestown	MA	1	1	0	0	2	0	0	0
				02130	Jamaica Plain	MA	1	0	0	0	1	0	0	0
				02138	Cambridge	MA	3	0	1	0	2	0	0	0
				02139	Cambridge	MA	2	0	0	0	2	0	0	0
				02141	Cambridge	MA	1	1	0	0	1	1	0	0
				02144	Somerville	MA	0	1	0	0	0	0	0	1
				02152	Winthrop	MA	0	1	0	0	1	0	0	0
				02169	Quincy	MA	0	1	0	0	1	0	0	0
				02189	East Weymouth	MA	2	0	0	0	1	1	0	0
				02446	Brookline	MA	0	1	1	0	0	0	0	0
				02474	Arlington	MA	2	0	0	0	2	0	0	0
STC1402	DC1	Renovations to Building 19 Springfield Technical Community College	Ann Beha Architects, Inc.	01581	Westborough	MA	0	1	0	0	1	0	0	0
				02108	Boston	MA	1	0	0	0	1	0	0	0

Project	Phase	Project Name	General Designer Name	ZipCode	City	State	Male	Female	Asian	Black/African American/Cape Verdean	Caucasian	Hispanic	Native American/Eskimo/Aleut	Minority - Other
				02114	Boston	MA	1	0	0	0	1	0	0	0
				02115	Boston	MA	1	1	0	0	2	0	0	0
				02116	Boston	MA	0	1	0	0	1	0	0	0
				02130	Jamaica Plain	MA	1	0	0	0	1	0	0	0
				02134	Allston	MA	1	0	0	0	1	0	0	0
				02138	Cambridge	MA	0	1	0	0	1	0	0	0
				02143	Somerville	MA	1	2	2	0	1	0	0	0
				02145	Somerville	MA	0	1	0	0	1	0	0	0
				02152	Winthrop	MA	1	0	0	0	1	0	0	0
				02215	Boston	MA	0	1	0	0	1	0	0	0
				02446	Brookline	MA	2	0	0	0	2	0	0	0
				02465	West Newton	MA	1	0	0	0	1	0	0	0
				02476	Arlington	MA	1	0	1	0	0	0	0	0
				02760	North Attleboro	MA	1	0	0	0	1	0	0	0
UML1203	DC1	UML-School of Business-New Facility University of Massachusetts Lowell	Cambridge Seven Associates, Inc.	01760	Natick	MA	1	0	0	0	1	0	0	0
				01890	Winchester	MA	0	1	0	0	1	0	0	0
				02111	Boston	MA	1	0	0	0	1	0	0	0
				02116	Boston	MA	1	0	0	0	1	0	0	0
				02118	Boston	MA	1	0	0	0	1	0	0	0
				02130	Jamaica Plain	MA	0	1	0	0	0	1	0	0
				02138	Cambridge	MA	3	1	0	0	4	0	0	0
				02139	Cambridge	MA	1	1	0	0	2	0	0	0
				02140	Cambridge	MA	0	1	0	0	1	0	0	0
				02144	Somerville	MA	1	0	0	0	1	0	0	0
				02145	Somerville	MA	0	1	0	0	1	0	0	0
				02150	Chelsea	MA	0	1	0	0	1	0	0	0
				02155	Medford	MA	1	1	0	0	2	0	0	0
				02460	Newtonville	MA	1	0	0	0	1	0	0	0
				02478	Belmont	MA	1	0	1	0	0	0	0	0
				02482	Wellesley	MA	1	0	0	1	0	0	0	0
WSC1201	DC1	Science Center & Building Renovations Westfield State University	Cambridge Seven Associates, Inc.	01890	Winchester	MA	0	1	0	0	1	0	0	0
				01984	Wenham	MA	1	0	0	0	1	0	0	0
				02021	Canton	MA	1	0	0	0	1	0	0	0
				02111	Boston	MA	1	0	0	0	1	0	0	0
				02116	Boston	MA	1	0	0	0	1	0	0	0
				02130	Jamaica Plain	MA	0	1	0	0	0	1	0	0
				02138	Cambridge	MA	1	0	0	0	1	0	0	0
				02139	Cambridge	MA	1	1	0	0	1	1	0	0
				02155	Medford	MA	0	1	0	0	1	0	0	0
				02478	Belmont	MA	0	1	0	0	1	0	0	0
Total:							233	130	21	7	320	9	1	5

Report No. 23

**Design Zip Code Detail Report
Fiscal Year 2017**



State	City	ZipCode	Total
MA	Belchertown	01007	1
MA	Hadley	01035	1
MA	Northampton	01060	1
MA	Longmeadow	01106	1
MA	Springfield	01108	1
MA	Lanesboro	01237	1
MA	Pepperell	01463	1
MA	Still River	01467	1
MA	Westminster	01473	1
MA	Northborough	01532	1
MA	Webster	01570	1
MA	Westborough	01581	1
MA	Worcester	01602	1
MA	Framingham	01701	1
MA	Framingham	01702	1
MA	Boxborough	01719	1
MA	Acton	01720	2
MA	Ashland	01721	1
MA	Bolton	01740	1
MA	Hopkinton	01748	1
MA	Natick	01760	4
MA	Sudbury	01776	1
MA	Wayland	01778	1
MA	Burlington	01803	2
MA	Andover	01810	3
MA	Billerica	01821	1
MA	Chelmsford	01824	2
MA	Dunstable	01827	1
MA	Georgetown	01833	1
MA	Lawrence	01841	1
MA	Methuen	01844	2
MA	North Andover	01845	2
MA	Lowell	01850	1
MA	North Billerica	01862	1
MA	North Reading	01864	1
MA	Reading	01867	2
MA	Tewksbury	01876	2
MA	Wakefield	01880	1
MA	Westford	01886	2
MA	Wilmington	01887	3
MA	Winchester	01890	3
MA	Lynn	01905	1
MA	Swampscott	01907	1
MA	Danvers	01923	1



MA	Gloucester	01930	1
MA	Ipswich	01938	1
MA	Marblehead	01945	1
MA	Salem	01970	4
MA	Wenham	01984	1
MA	Canton	02021	1
MA	Dedham	02026	2
MA	Hull	02045	1
MA	Mansfield	02048	1
MA	Sharon	02067	6
MA	Boston	02108	2
MA	Boston	02111	2
MA	Boston	02113	1
MA	Boston	02114	4
MA	Boston	02115	4
MA	Boston	02116	5
MA	Boston	02118	3
MA	Roxbury	02119	2
MA	Roxbury Crossing	02120	1
MA	Mattapan	02126	1
MA	Boston	02127	3
MA	Boston	02128	1
MA	Charlestown	02129	2
MA	Jamaica Plain	02130	8
MA	Roslindale	02131	1
MA	Allston	02134	4
MA	Brighton	02135	3
MA	Cambridge	02138	11
MA	Cambridge	02139	9
MA	Cambridge	02140	2
MA	Cambridge	02141	5
MA	Cambridge	02142	1
MA	Somerville	02143	2
MA	Somerville	02144	8
MA	Somerville	02145	5
MA	Malden	02148	1
MA	Everett	02149	2
MA	Chelsea	02150	2
MA	Winthrop	02152	3
MA	Medford	02155	5
MA	Quincy	02169	2
MA	Quincy	02170	1
MA	Melrose	02176	7
MA	Braintree	02184	1
MA	East Weymouth	02189	2



MA	Boston	02215	2
UK	Uknown	02246	1
MA	Brockton	02301	1
MA	Brockton	02302	1
UK	Uknown	02314	1
MA	Duxbury	02332	2
MA	Middleboro	02346	1
MA	Kingston	02364	1
MA	Rockland	02370	1
MA	Whitman	02382	1
MA	Lexington	02420	1
MA	Brookline	02445	3
MA	Brookline	02446	5
MA	Waltham	02452	1
MA	Waltham	02453	2
MA	Newton	02458	1
MA	Newtonville	02460	2
MA	Newton Highlands	02461	1
MA	West Newton	02465	2
MA	Watertown	02472	4
MA	Arlington	02474	3
MA	Arlington	02476	4
MA	Belmont	02478	4
MA	Wellesley	02482	2
MA	Needham	02492	1
MA	Needham Heights	02494	1
MA	North Attleboro	02760	1
MA	Taunton	02780	1
RI	Newport	02840	1
NH	Chester	03036	1
NH	Derry	03038	1
NH	Goffstown	03045	1
NH	Northwood	03261	1
NH	Peterborough	03458	1
NH	Woodsville	03785	1
NH	Portsmouth	03801	1
NH	Dover	03820	2
NH	Hampstead	03841	1
ME	Eliot	03903	1
ME	Kittery	03904	1
ME	Biddeford	04005	1
ME	Brunswick	04011	1
ME	Cumberland Center	04021	1
ME	Gorham	04038	1
ME	Gray	04039	1



ME	Hollis Center	04042	1
ME	Kennebunk	04043	1
ME	Kennebunkport	04046	1
ME	Windham	04062	1
ME	Raymond	04071	1
ME	Saco	04072	1
ME	Scarborough	04074	1
ME	Waterboro	04087	1
ME	Yarmouth	04096	1
ME	North Yarmouth	04097	1
ME	Portland	04101	1
ME	Portland	04103	1
ME	South Portland	04106	1
ME	Auburn	04210	1
ME	New Gloucester	04260	1
ME	Sabattus	04280	1
CT	Manchester	06040	1
CT	Windsor	06095	1
CT	Windsor Locks	06096	1
CT	Newington	06111	2
CT	West Hartford	06117	1
CT	Cromwell	06416	1
NJ	Succasunna	07876	1
NJ	West Deptford	08096	1
NJ	Hopewell	08525	1
NJ	Trenton	08691	1
NY	Garden City	11530	1
NY	Troy	12183	1
NY	Albany	12209	1
PA	Pittsburgh	15217	1
PA	Doylestown	18901	1
VA	Mc Lean	22101	1
SC	Greenville	29617	1
IL	Berwyn	60402	1
IL	Chicago	60605	1
TX	Frisco	75033	1
TX	Rowlett	75088	1
TX	Dallas	75205	1
TX	Dallas	75287	1
CO	Colorado Springs	80908	1
CA	San Francisco	94133	1

Total:

307