

**Charles D. Baker**  
Governor

**Karyn Polito**  
Lieutenant Governor



**Marylou Sudders**  
Secretary

**Linda S. Spears**  
Commissioner


# Quarterly Report on Multiple 51As

As Required by MGL c.18B, §25

**June 2018**



**THIS PAGE INTENTIONALLY LEFT BLANK**



*The Commonwealth of Massachusetts  
Executive Office of Health and Human Services  
Department of Children and Families  
600 Washington Street, 6<sup>th</sup> Floor  
Boston, MA 02111*

CHARLES D. BAKER  
Governor

Tel.: 617-748-2000 Fax: 617-261-7435  
[www.mass.gov/dcf](http://www.mass.gov/dcf)

MARYLOU SUDDERS  
Secretary

KARYN E. POLITO  
Lieutenant Governor

LINDA S. SPEARS  
Commissioner

## QUARTERLY REPORT ON MULTIPLE 51AS

This document serves as the Department of Children & Families' Quarterly Report on Multiple 51As, as required by MGL c.18B, §25, which states:

“In addition to the immediate notification required under subsection (n) of section 7, the commissioner shall report quarterly on the total number of cases of multiple 51A reports reviewed by the department under subsection (r) of section 51B of chapter 119, the types of those cases, and their resolutions. The report shall be filed with the governor, the clerks of the senate and the house, the joint committee on children, families and persons with disabilities, and the child advocate.”

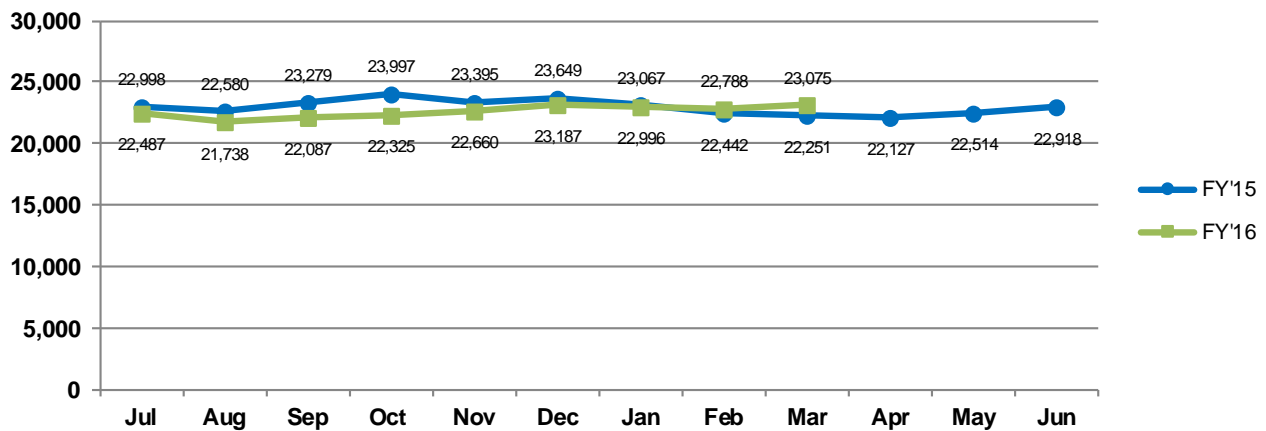
The Department is currently developing the capacity to track information regarding the area clinical reviews and regional clinical reviews required under MGL c.119, §51B(r). Area clinical reviews occur when three or more reports involving separate incidents have been filed on any child in a family within a 12-month period. Regional clinical reviews occur when three or more reports involving separate incidents have been filed on any child in a family within a three-month period.

In the following pages, please find the total number of multiple 51A reports reviewed by the Department under MGL c.119, §51B(r), from FY 2016, Quarter 3 through FY 2018, Quarter 3. Please note that the data presented in these graphs do not reflect whether these multiple reports were filed on the same or separate incidents.

## Fiscal Year 2016, Quarter 3

### Multiple 51A Reports

#### 11. Families (Count of Children) Receiving Multiple 51A Reports within a 10-Month Period



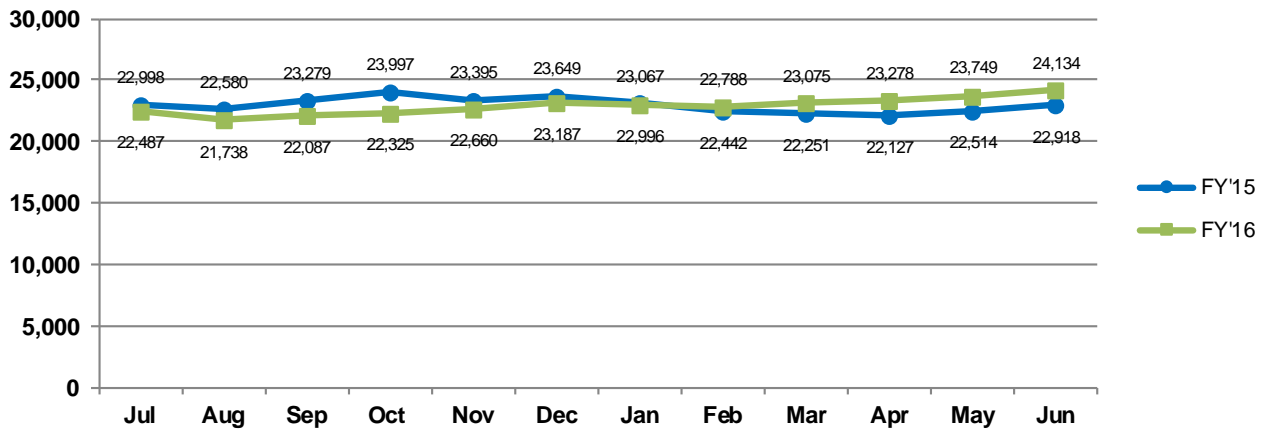
There can be multiple 51As for one incident; therefore, some of these children only had one incident of reported abuse/neglect for which multiple 51As were filed.

**March 2016:** The number of children with multiple 51As within a 10-Month Period (6/1/15 through 3/31/16) was 23,075 (3.7% increase over the same time period in FY'15). Of these 23,075 children with multiple 51As: 3,027 children had 51As that were all screened-out, 2,940 children were in more than one supported investigation, and 37 children were in more than one initial assessment with a finding of concern.

## Fiscal Year 2016, Quarter 4

### Multiple 51A Reports

#### 11. Families (Count of Children) Receiving Multiple 51A Reports within a 10-Month Period



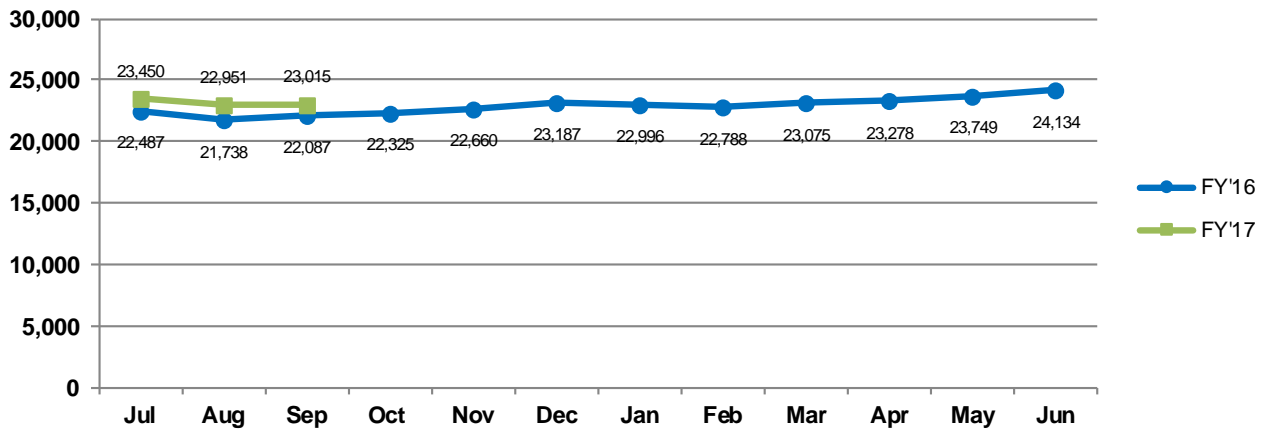
There can be multiple 51As for one incident; therefore, some of these children only had one incident of reported abuse/neglect for which multiple 51As were filed.

**June 2016:** The number of children with multiple 51As within a 10-Month Period (9/1/15 through 6/30/16) was 24,134 (5.3% increase over the same time period in FY'15). Of these 24,134 children with multiple 51As: 2,999 children had 51As that were all screened-out, 2,992 children were in more than one supported investigation, and 12 children were in more than one initial assessment with a finding of concern.

## Fiscal Year 2017, Quarter 1

### Multiple 51A Reports

#### 11. Families (Count of Children) Receiving Multiple 51A Reports within a 10-Month Period



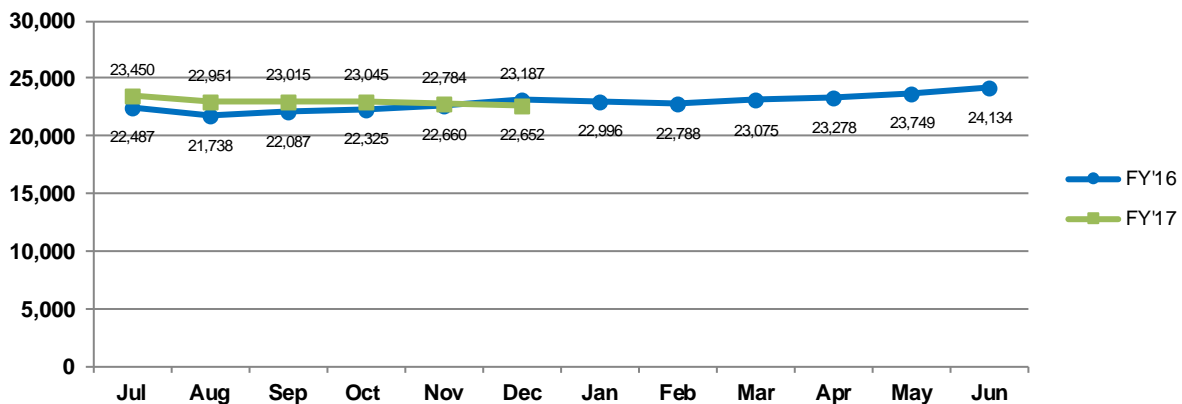
There can be multiple 51As for one incident; therefore, some of these children only had one incident of reported abuse/neglect for which multiple 51As were filed.

**Sep 2016:** The number of children with multiple 51As within a 10-Month Period (12/1/15 through 9/30/16) was 23,015 (4.2% increase over the same time period in FY'16). Of these 23,015 children with multiple 51As: 2,916 children had 51As that were all screened-out, 2,589 children were in more than one supported investigation, and 111 were in more than one substantiated concern investigation.

## Fiscal Year 2017, Quarter 2

### Multiple 51A Reports

11. Families (Count of Children) Receiving Multiple 51A Reports within a 10-Month Period



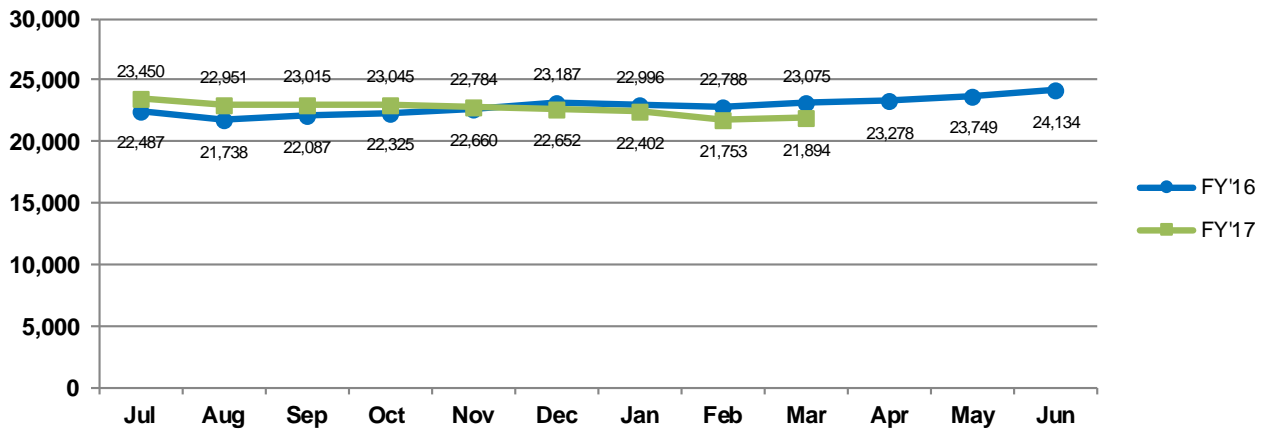
There can be multiple 51As for one incident; therefore, some of these children only had one incident of reported abuse/neglect for which multiple 51As were filed.

Dec 2016: The number of children with multiple 51As within a 10-Month Period (3/1/16 through 12/31/16) was 22,652 (2.3% decrease over the same time period in FY'16). Of these 22,652 children with multiple 51As: 3,110 children had 51As that were all screened-out, 2,265 children were in more than one supported investigation, and 277 were in more than one substantiated concern investigation.

## Fiscal Year 2017, Quarter 3

### Multiple 51A Reports

#### 11. Families (Count of Children) Receiving Multiple 51A Reports within a 10-Month Period



There can be multiple 51As for one incident; therefore, some of these children only had one incident of reported abuse/neglect for which multiple 51As were filed.

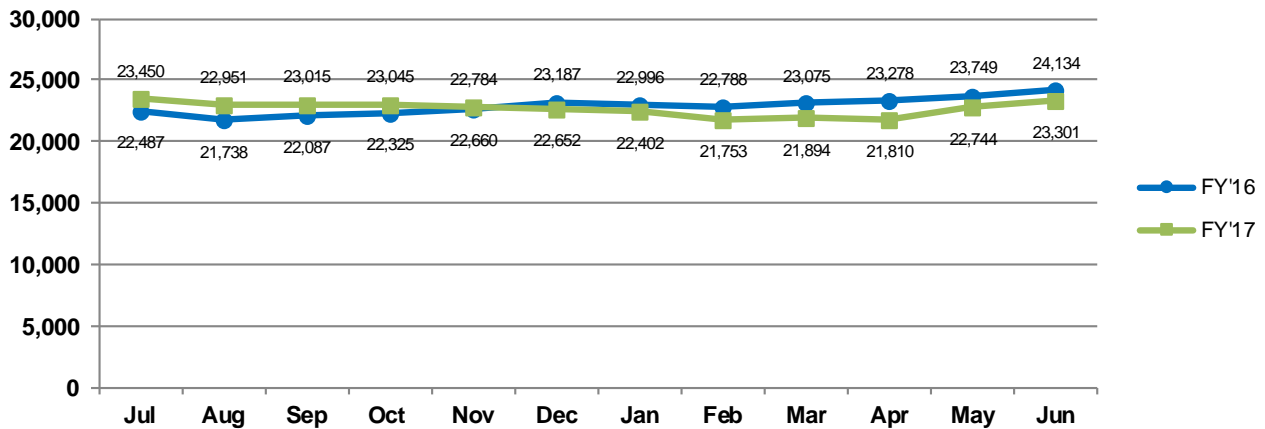
**Mar 2017:** The number of children with multiple 51As within a 10-Month Period (6/1/16 through 3/31/17) was 21,894 (5.1% decrease over the same time period in FY'16). Of these 21,894 children with multiple 51As: 3,244 children had 51As that were all screened-out, 1,997 children were in more than one supported investigation, and 352 were in more than one substantiated concern investigation.



## Fiscal Year 2017, Quarter 4

### Multiple 51A Reports

#### 11. Families (Count of Children) Receiving Multiple 51A Reports within a 10-Month Period



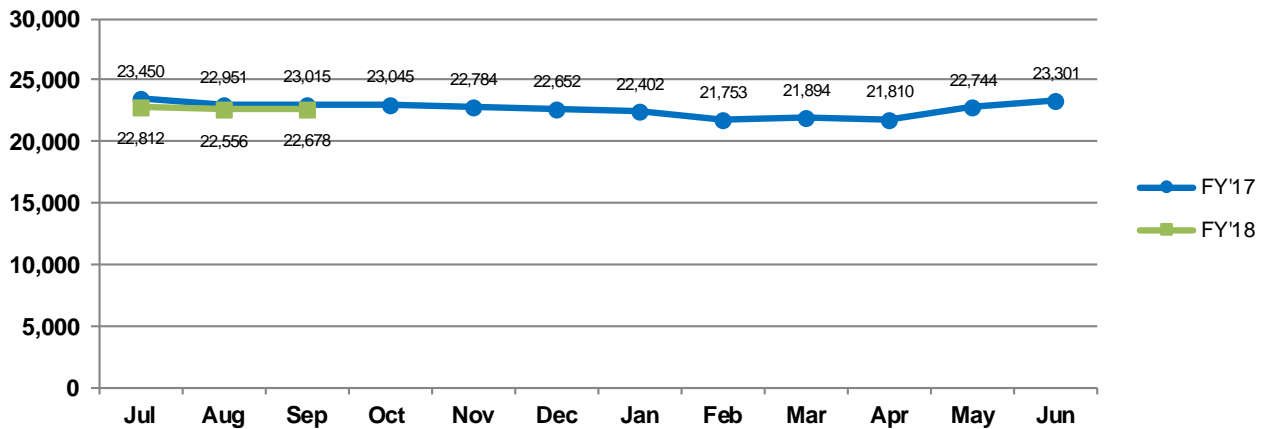
There can be multiple 51As for one incident; therefore, some of these children only had one incident of reported abuse/neglect for which multiple 51As were filed.

**Jun 2017:** The number of children with multiple 51As within a 10-Month Period (9/1/16 through 6/30/17) was 23,301 (3.5% decrease over the same time period in FY'16). Of these 23,301 children with multiple 51As: 3,440 children had 51As that were all screened-out, 1,979 children were in more than one supported investigation, and 400 were in more than one substantiated concern investigation.

## Fiscal Year 2018, Quarter 1

### Multiple 51A Reports

#### 11. Families (Count of Children) Receiving Multiple 51A Reports within a 10-Month Period



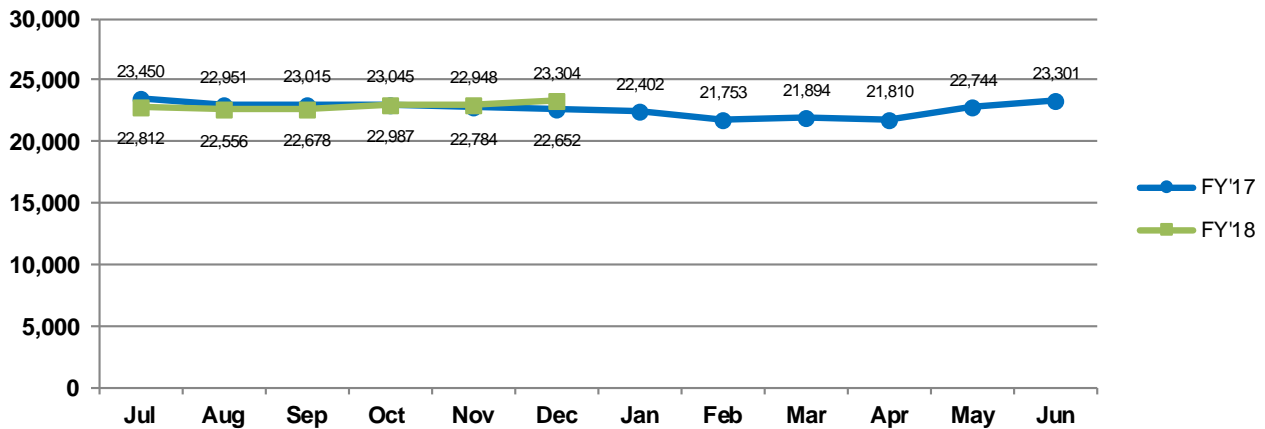
There can be multiple 51As for one incident; therefore, some of these children only had one incident of reported abuse/neglect for which multiple 51As were filed.

Sep 2017: The number of children with multiple 51As within a 10-Month Period (12/1/16 through 9/30/17) was 22,678 (1.5% decrease over the same time period in FY'17). Of these 22,678 children with multiple 51As: 3,461 children had 51As that were all screened-out, 1,989 children were in more than one supported investigation, and 371 were in more than one substantiated concern investigation.

## Fiscal Year 2018, Quarter 2

### Multiple 51A Reports

#### 11. Families (Count of Children) Receiving Multiple 51A Reports within a 10-Month Period



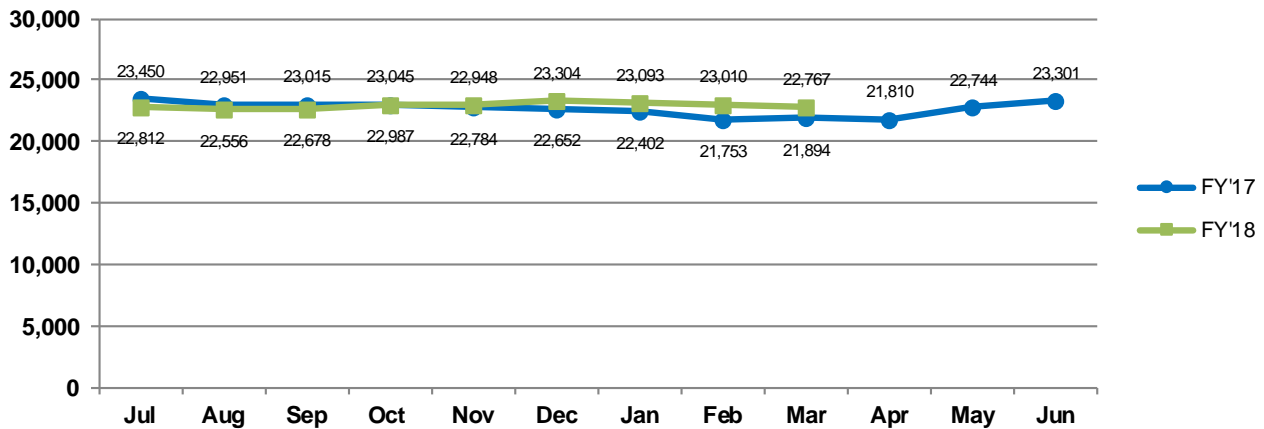
There can be multiple 51As for one incident; therefore, some of these children only had one incident of reported abuse/neglect for which multiple 51As were filed.

**Dec 2017:** The number of children with multiple 51As within a 10-Month Period (3/1/17 through 12/31/17) was 23,304 (2.9% increase over the same time period in FY'17). Of these 23,304 children with multiple 51As: 3,478 children had 51As that were all screened-out, 2,006 children were in more than one supported investigation, and 376 were in more than one substantiated concern investigation.

## Fiscal Year 2018, Quarter 3

### Multiple 51A Reports

#### 11. Families (Count of Children) Receiving Multiple 51A Reports within a 10-Month Period



There can be multiple 51As for one incident; therefore, some of these children only had one incident of reported abuse/neglect for which multiple 51As were filed.

**Mar 2018:** The number of children with multiple 51As within a 10-Month Period (6/1/17 through 3/31/18) was 22,767 (4.0% increase over the same time period in FY'17). Of these 22,767 children with multiple 51As: 3,364 children had 51As that were all screened-out, 2,005 children were in more than one supported investigation, and 394 were in more than one substantiated concern investigation.