



---

# **Commonwealth of Massachusetts**

## **Massachusetts State Police**

---

### **2023 Crime Gun Report**

**May 2024**



## **Table of Contents**

<b>3</b>	<b>Introduction</b>
<b>3</b>	<b>M.G.L. Chapter 140, Section 131Q</b>
<b>4</b>	<b>Summary</b>
<b>5</b>	<b>Map: Communities with Reported Crime Gun Seizures</b>
<b>6</b>	<b>Crime Type Associated with Crime Gun</b>
<b>7</b>	<b>Evidence Associated with Crime Gun Seizures</b>
<b>7</b>	<b>Crime Gun Seizures from Prohibited Persons</b>
<b>9</b>	<b>Crime Gun Seizures - Weapons Obtained Illegally</b>
<b>11</b>	<b>Gang Activity Associated with Crime Gun Seizures</b>
<b>12</b>	<b>Seized Crime Gun Status (Lost or Stolen)</b>
<b>14</b>	<b>Appendix 1: Crime Gun Seizures by City or Town of Seizure</b>
<b>19</b>	<b>Appendix 2: Crime Gun Seizure City/Town, Weapon Type, Weapon Obtained Illegally, Weapon Make, Weapon Serial Number, and Caliber</b>



## Introduction

In 2014, the Massachusetts Legislature enacted Massachusetts General Law, Chapter 140, Section 131Q. The law directs firearms licensing authorities within the Commonwealth to annually report to the Colonel of the Massachusetts State Police certain data related to crime gun seizures within their jurisdiction. The law further directs the Commonwealth Fusion Center (CFC) to issue an annual report based upon that data.

A “crime gun” for reporting purposes is defined as a gun which had been used in the commission of a crime to include possessory offenses. Excluded from the crime gun reporting requirements are recovered firearms with no nexus to criminal activity, firearms used in the commission of a suicide, firearms acquired during gun buyback or turn-in programs, and firearms seized as the result of judicial orders; (such as a 209A Domestic Restraining Order) in which there was no criminal behavior associated with the actual firearm.

## M.G.L. c.140, §131Q

### **Tracing by licensing authority of firearm, rifle or shotgun, large capacity weapon, machine gun or assault weapon used to carry out criminal act; statistical data; annual report**

A firearm, rifle or shotgun, large capacity weapon, machine gun or assault weapon used to carry out a criminal act shall be traced by the licensing authority for the city or town in which the crime took place. The licensing authority shall report statistical data, when the data is readily available as determined by the chief of police, including, but not limited to: (i) the make, model, serial number, and caliber of the weapon used; (ii) the type of crime committed; (iii) whether an arrest or conviction was made; (iv) whether fingerprint evidence was found on the firearm; (v) whether ballistic evidence was retrieved from the crime scene; (vi) whether the criminal use of the firearm was related to known gang activity; (vii) whether the weapon was obtained illegally; (viii) whether the weapon was lost or stolen; and (ix) whether the person using the weapon was otherwise a prohibited person.

The data shall be reported to the commonwealth fusion center or the criminal firearms and trafficking unit within the division of investigation and intelligence in the department of state police established pursuant to section 6 of chapter 22C. The colonel of state police shall produce an annual report by December 31 of each year regarding crimes committed in the commonwealth using firearms, rifles or shotguns, large capacity weapons, machine guns or assault weapons, including all of the categories of data contained in this section, and shall submit a copy of the report to the joint committee on public safety and homeland security, the clerks of the house of representatives and the senate and, upon request, to criminology, public policy and public health researchers and other law enforcement agencies.



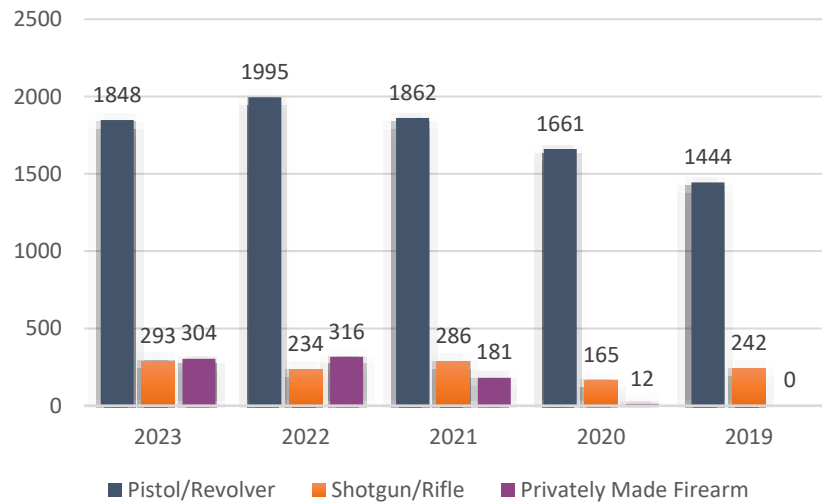
## 2023 CRIME GUN REPORT

### Summary

The data in this report relates only to data reported to the CFC in accordance with M.G.L. c.140, §131Q. In 2023, 2,481 crime guns were reported to the CFC. This represents a 3% increase from the 2022 crime gun total count of 2,419, a 10% increase over the 2021 crime gun total count of 2242, and a 44% increase from 2019. The increase in crime gun reporting through the years may be partially attributable to the increased awareness of reporting obligations by law enforcement and may not be strictly indicative of an increase in crime gun seizures.

In 2023, 146 law enforcement agencies reported making crime gun seizures. This number was a decrease from the 148 agencies that reported in 2022. 74% (1848) of crime guns seized in 2023 were described as pistols/revolvers, 12% (293) were described as rifle/shotgun, including 46 classified as assault rifles, and 4 were described as sawed-off shotguns. Of the crime guns reported in 2023, 304 firearms were listed as ghost guns or privately made firearms, accounting for 12% of firearms seized. This represents a 4% decrease from the 316 PMF/ghost guns reported in 2022.

#### TYPES OF CRIME GUNS SEIZED BY YEAR



\*Privately Made Firearm Data was not formally collected until 2021.

\* 2021 and 2022 data represented in the chart includes a total count for privately made firearms, some of which are also included in the "Pistol/Revolver" count. This data was normalized in 2023.

\*Graph does not include firearms classified as "Other" or "Stun Gun."

The top three submitting agencies were:

1. Boston Police Department (621)
2. Massachusetts State Police (343)
3. Springfield Police Department (306)

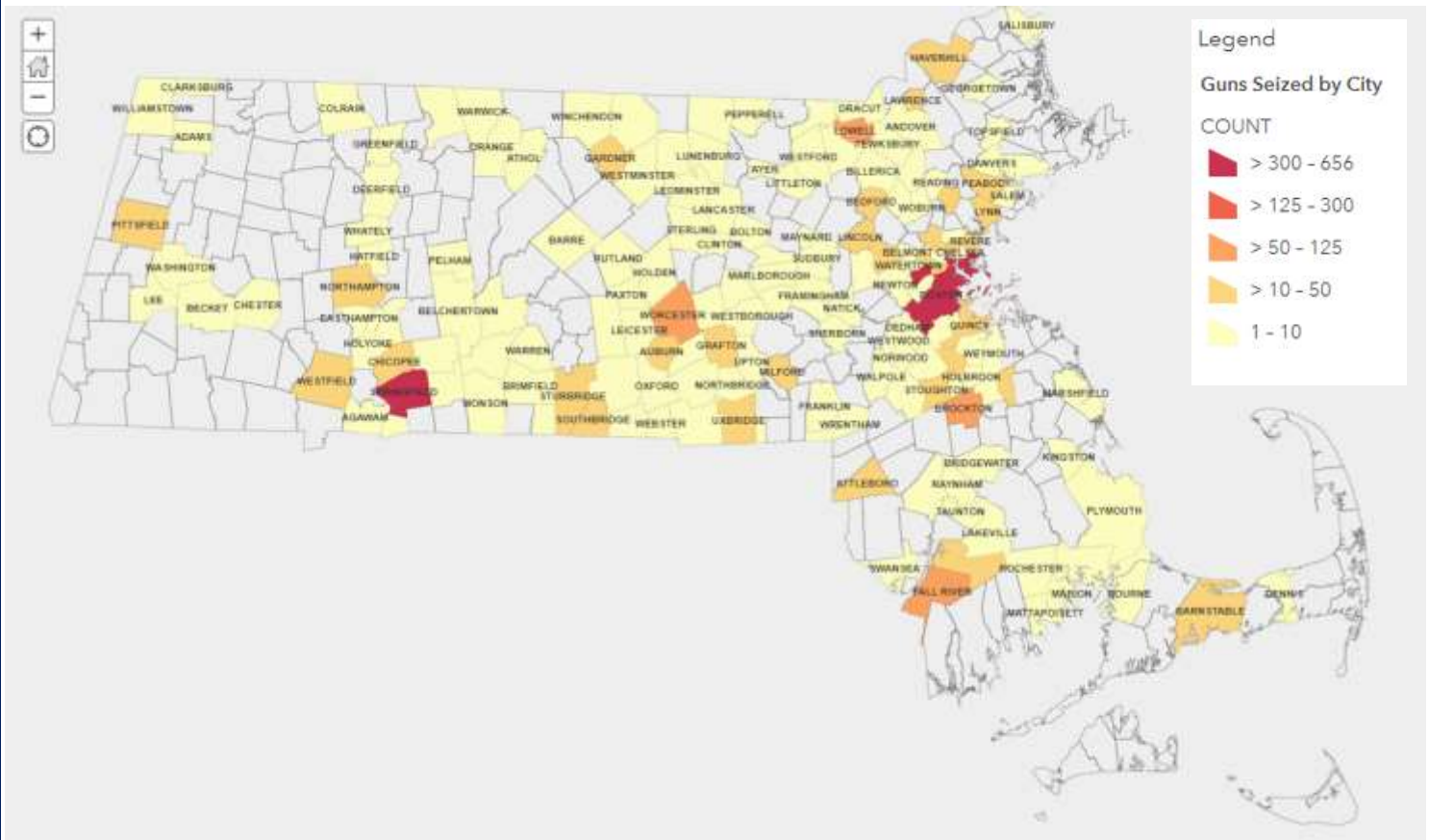
The top three caliber crime guns seized were:

1. 9mm (1285 guns)
2. .40 caliber (229 guns)
3. .380 caliber (158 guns)



## 2023 CRIME GUN REPORT

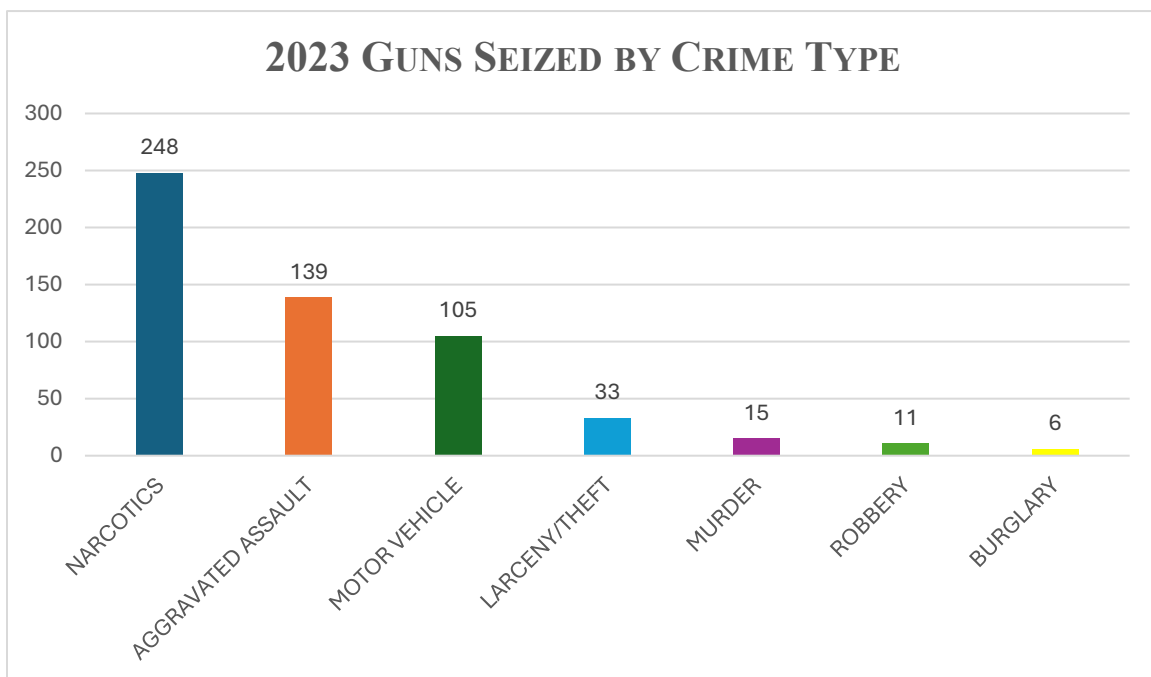
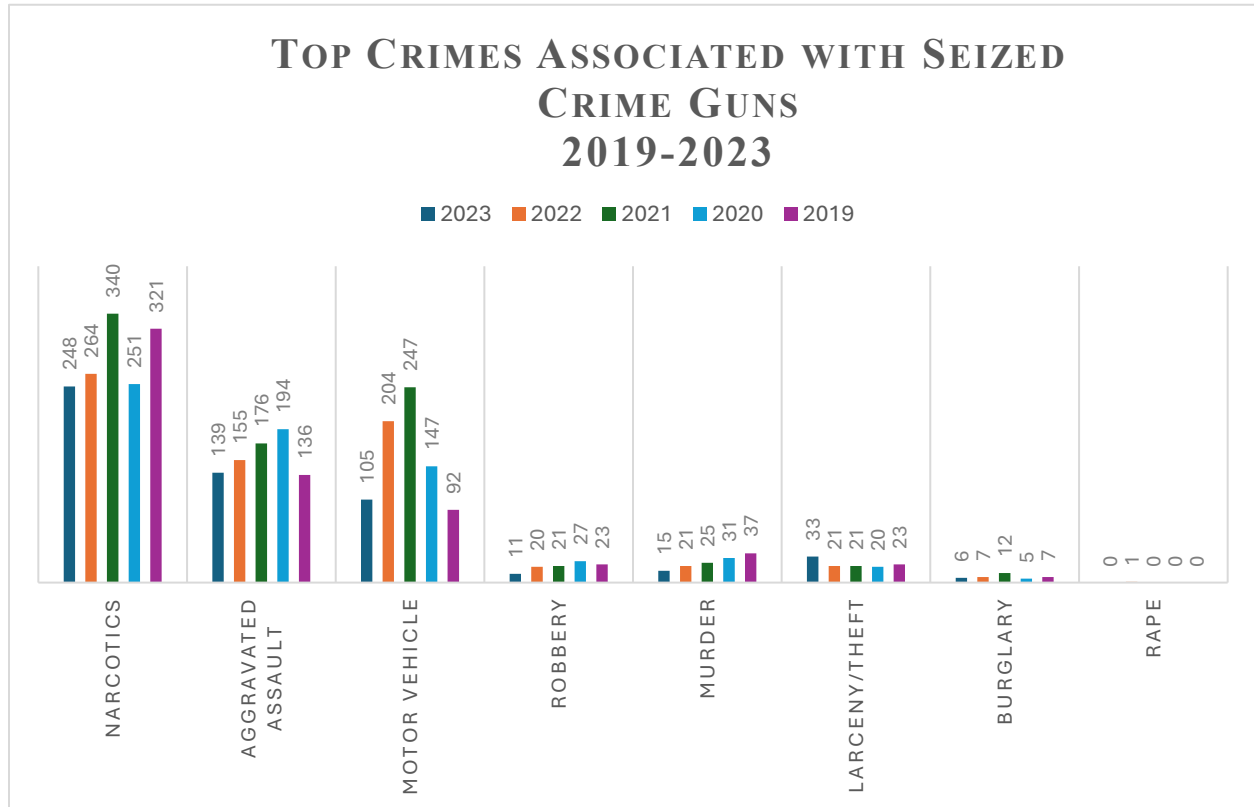
### Communities with Reported Crime Gun Seizures





## 2023 CRIME GUN REPORT

### Crime Type Associated with Crime Gun





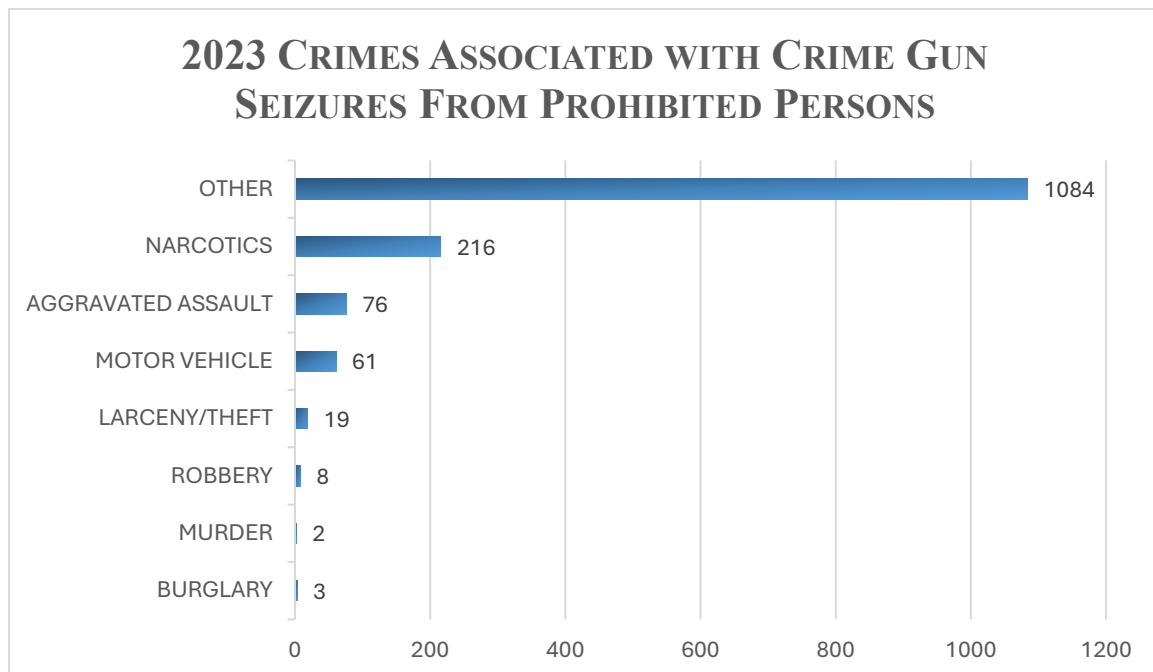
## 2023 CRIME GUN REPORT

### Evidence Associated with Crime Gun Seizures

#### EVIDENCE ASSOCIATED WITH CRIME GUN SEIZURES

	Yes	No	Pending at Time of Submission
Ballistics Evidence	260	1171	1050
Fingerprint Evidence	289	1283	909

### Crime Gun Seizures from Prohibited Persons

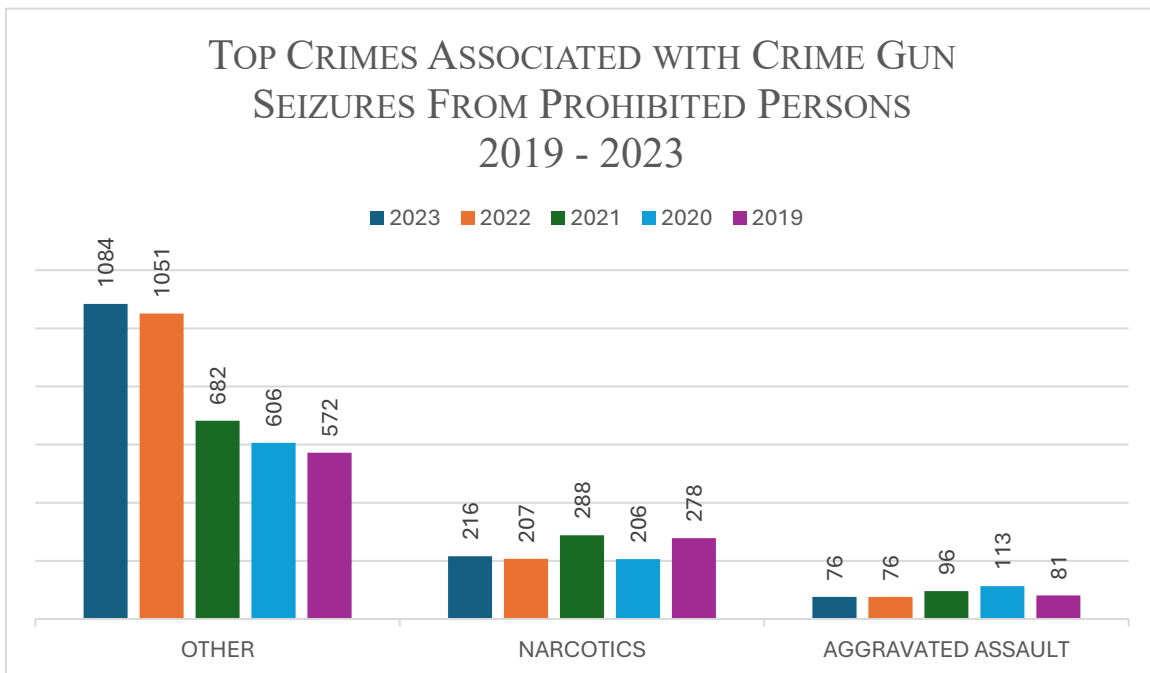
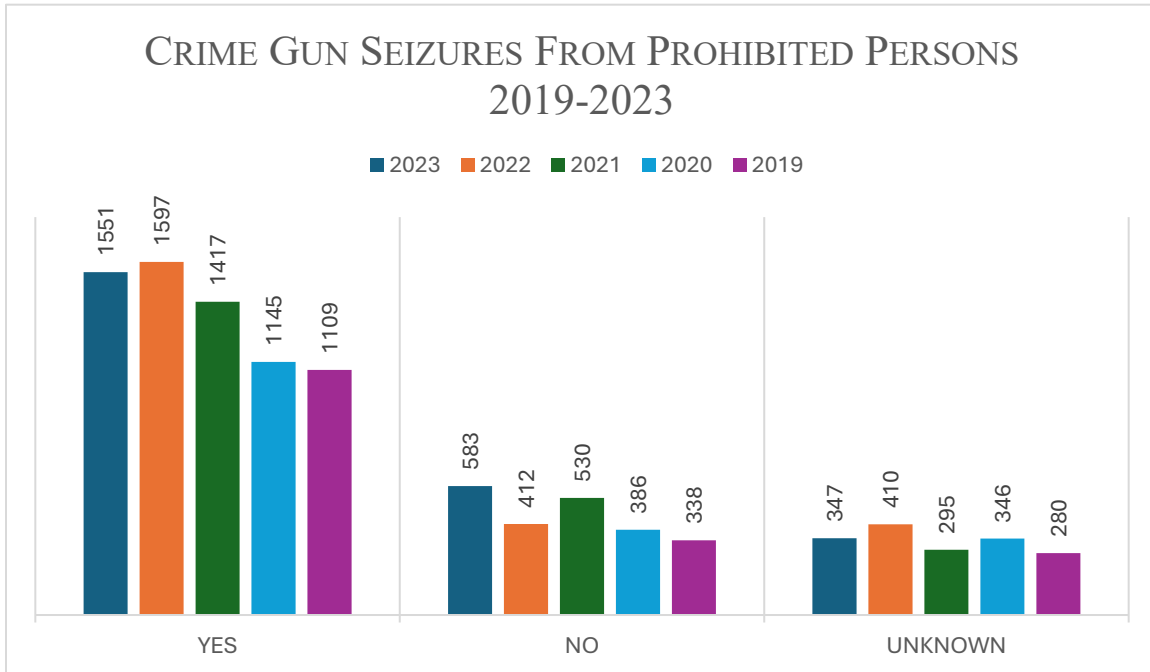






## 2023 CRIME GUN REPORT

### Crime Gun Seizures from Prohibited Persons



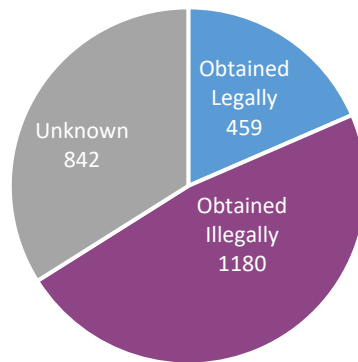




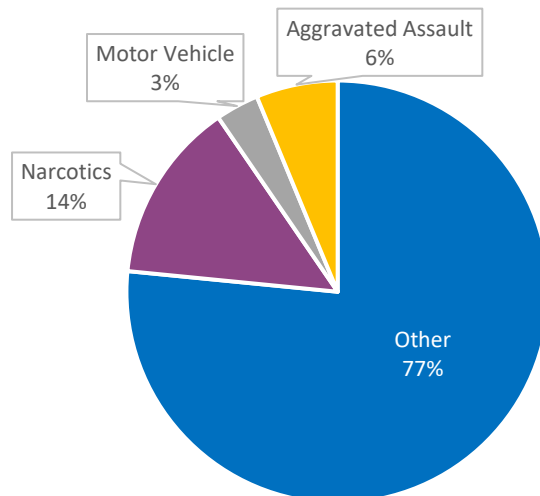
## 2023 CRIME GUN REPORT

### Crime Gun Seizures - Weapons Obtained Illegally

#### 2023 LEGALLY- VS. ILLEGALLY - OBTAINED GUNS



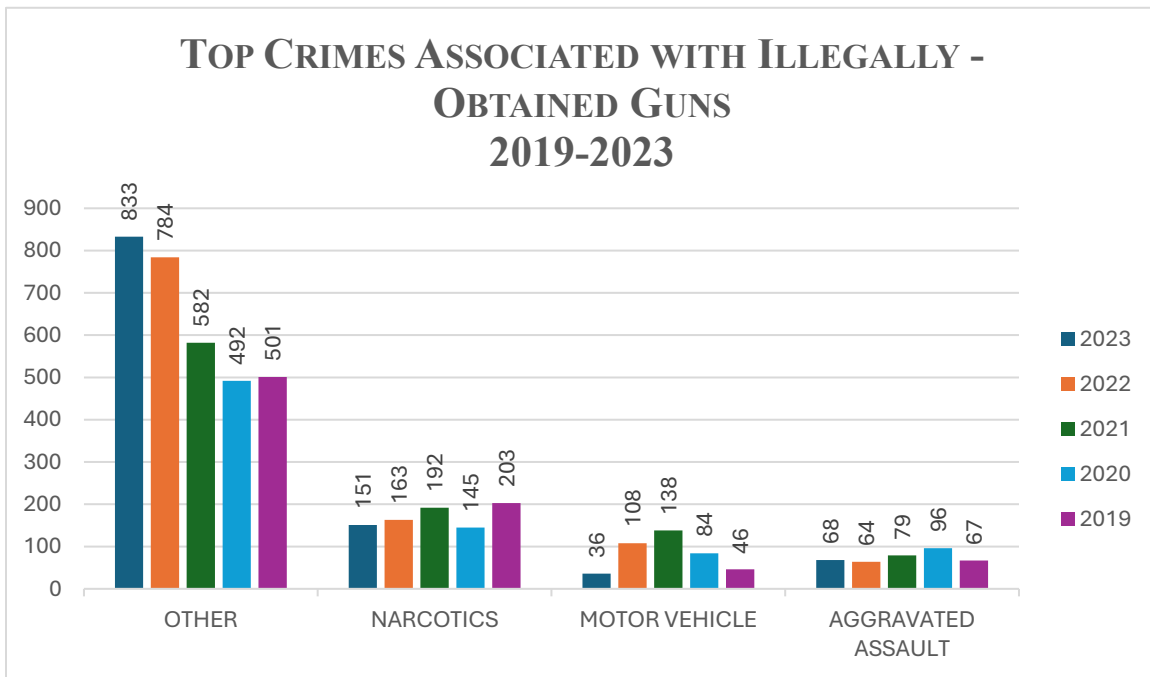
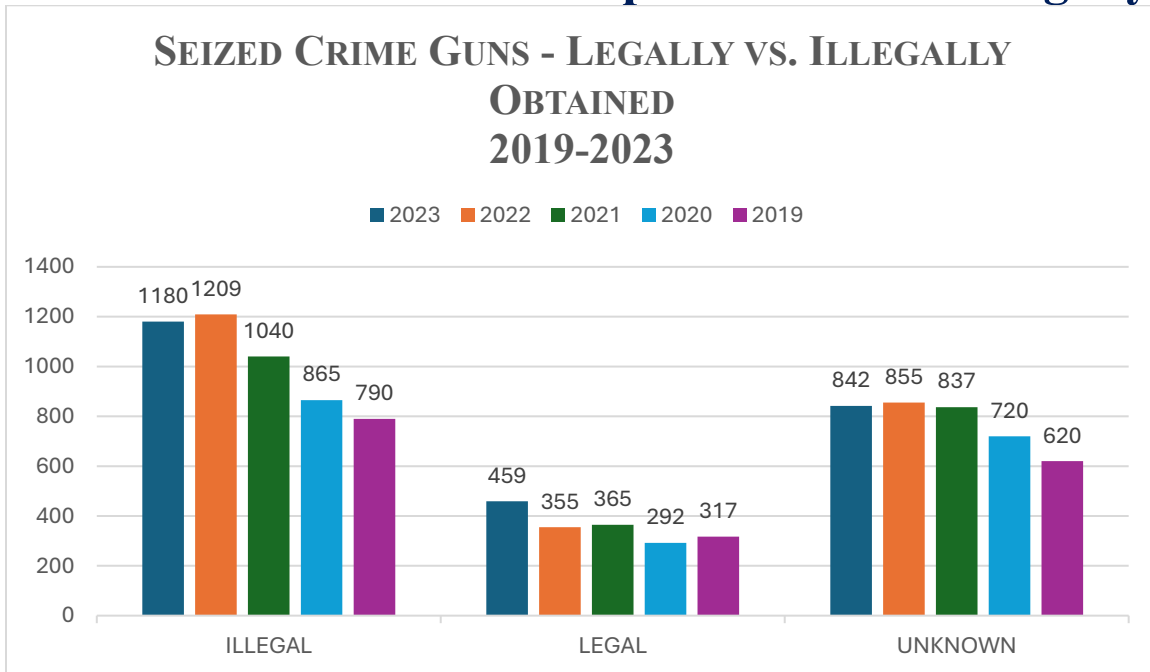
#### 2023 TOP CRIMES ASSOCIATED WITH ILLEGALLY- OBTAINED GUNS





## 2023 CRIME GUN REPORT

### Crime Gun Seizures - Weapons Obtained Illegally

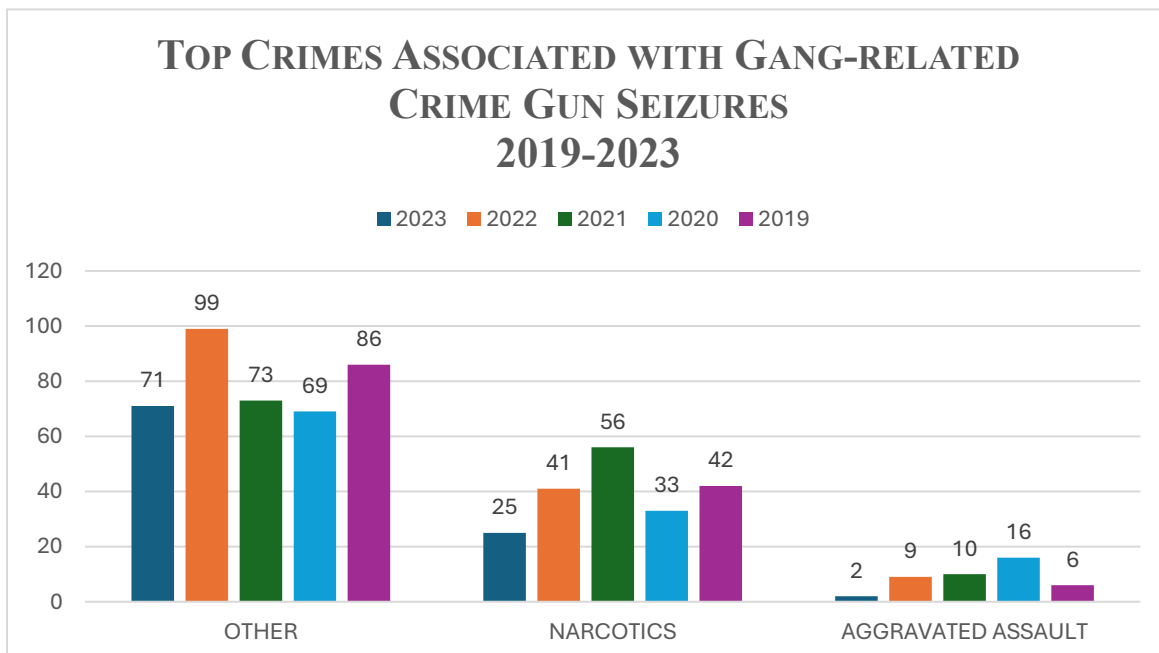
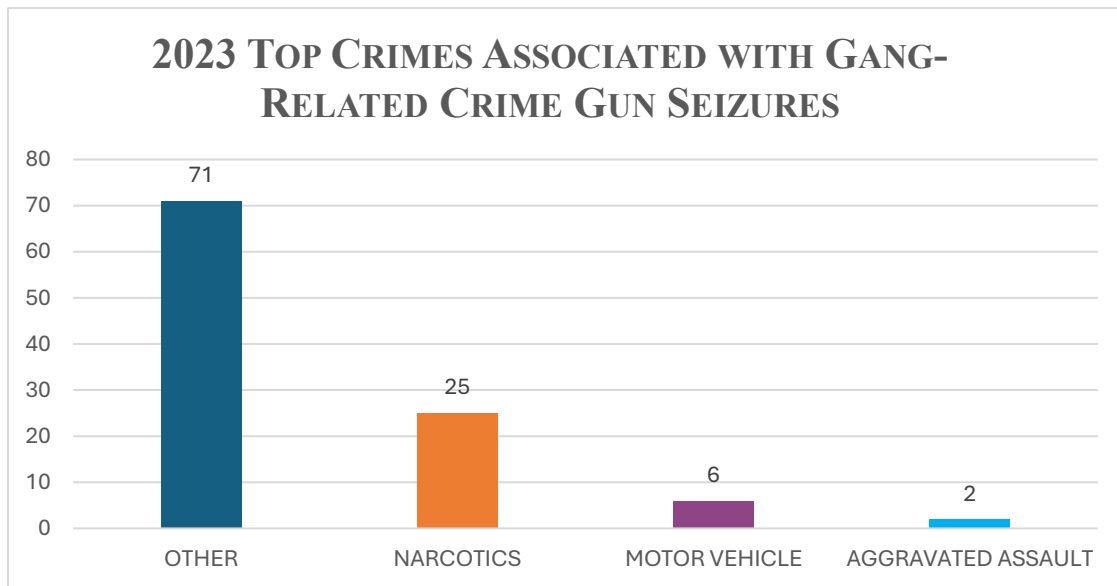




## 2023 CRIME GUN REPORT

### Gang Activity Associated with Crime Gun Seizures

**Overview:** One hundred and twelve firearms (4.5% of reported firearms) were classified as gang related; however, 1,330 firearms (54%) were reported with an unknown nexus to gang activity. The charts below depict the analysis of the firearms reported with a known nexus to gang activity.

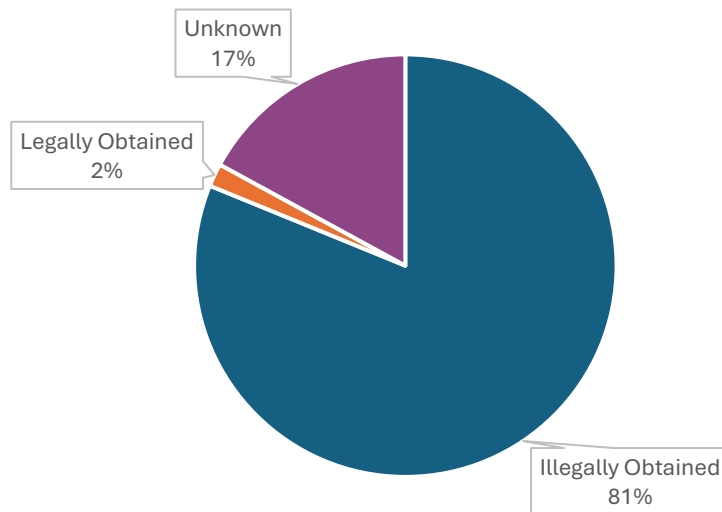




## 2023 CRIME GUN REPORT

### Gang Activity Associated with Crime Gun Seizures

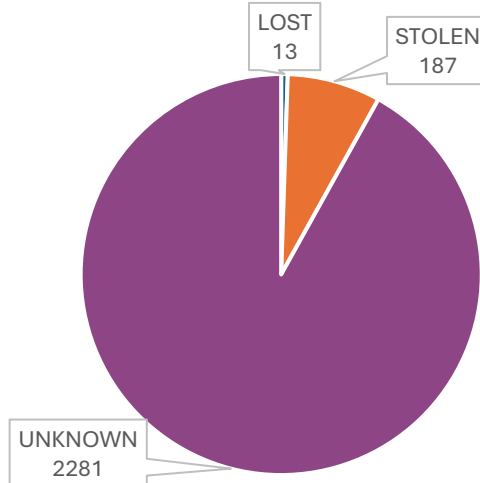
#### 2023 GANG RELATED CRIME GUN SEIZURES LEGALLY VS. ILLEGALLY OBTAINED



## 2023 CRIME GUN REPORT

### Seized Crime Gun Status (Lost or Stolen)

#### 2023 SEIZED CRIME GUN STATUS

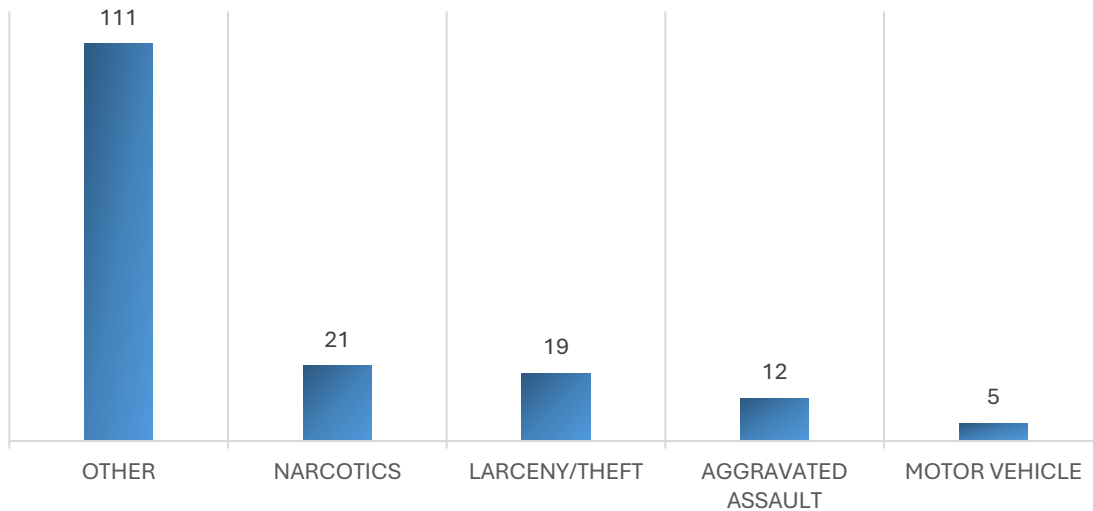




## 2023 CRIME GUN REPORT

### Seized Crime Gun Status (Lost or Stolen)

#### 2023 CRIMES ASSOCIATED WITH SEIZED CRIME GUNS CLASSIFIED AS STOLEN



#### TOP CRIMES ASSOCIATED WITH SEIZED CRIME GUNS CLASSIFIED AS STOLEN 2019-2023

