

Report on the East Boston Ferry

Fall 2022 Season (September 12, 2022 - November 30, 2022)

MBTA Railroad Operations and Ferry 1/31/23

Total Ridership 11,011

Cost of Service \$293,777

Overview

The MBTA offered free ferry service from Lewis Mall Wharf to Long Wharf from April 25, 2022 to May 18, 2022, as an alternative to shuttle buses when Blue Line service was suspended for tunnel maintenance.

Approximately 1,750 daily riders chose the ferry during the diversion, prompting the state legislature to fund a FY23, \$1M ferry service pilot between East Boston and downtown Boston.

Funding

"The fiscal year 2023 budget provided \$1 million for the pilot ferry service, funds the MBTA needs to spend by the end of the fiscal year on June 30, 2023. Lawmakers cited the East Boston ferry as a key mitigation measure during weekend Summer Tunnel closures, and the full, five-month shutdown that will start next May. The T plans to pursue an extension to beyond FY23, which would enable that money to be spent on operating the ferry through next September. As part of the funding, the MBTA is required to send the Legislature a report on how many people ride the ferry by the end of January."

<https://www.bostonherald.com/2022/09/08/mbtas-east-boston-ferry-returns-to-mitigate-traffic-from-summer-tunnel-closures/>

Service dates

Fall service operated from September 12 to November 30, 2022. The ferry was paused for the winter and will resume in the spring of 2023.

Schedule

The regular schedule included 296 departures per week: 44 per weekday and 38 per weekend day. https://cdn.mbta.com/sites/default/files/media/route_pdfs/09-12-2022-east-boston-ferry-fall-schedule.pdf

Additionally, from October 17-20, twelve trips per day (48 in total) were added between 8 PM and 10:45 PM to provide an evening travel option during Blue Line track work.

Fares

A one-way fare is \$2.40; which is the same price as the subway. Fares can be purchased at the Long Wharf ticket booth and on the mTicket app. LinkPasses, Commuter Rail zone passes and M-7 passes also accepted.

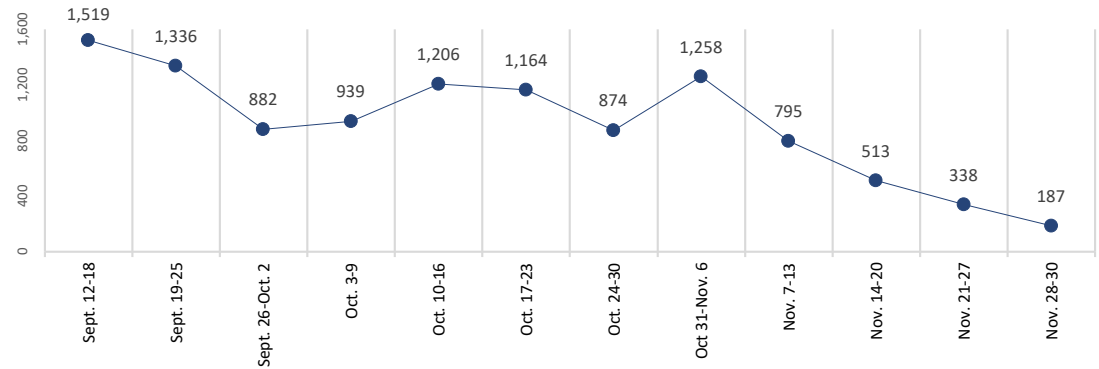
Trip time

To Aquarium/Long Wharf from:	Head-way*	Trip time
Maverick Station	4-5 minutes	2-3 minutes
E.B. Ferry	30 minutes	10 minutes

*Headway is the time between vehicle arrivals.

Ridership

Weekdays and weekends (Total 11,011)



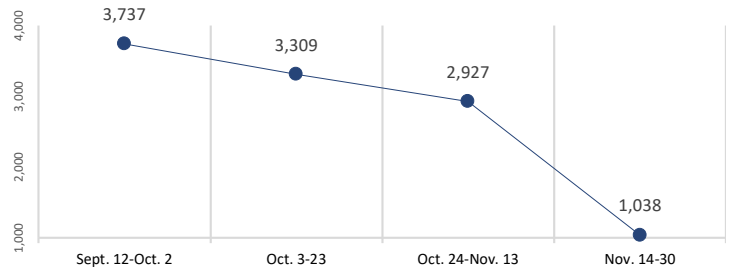
Seasonal influence on ridership

Ferry ridership historically increases in the warmer months of spring and summer, and decreases in the cooler, fall and winter months.

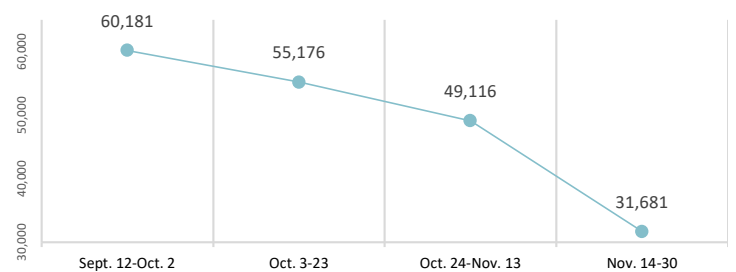
Reflective of this pattern, East Boston ferry ridership was highest in September, followed by declining ridership in October and November. This seasonal decline was also noted on the Hingham, Hull, and Charlestown ferry routes.

Source: MBTA Ferry data 2019/2021/2022
Approximate percentages of ridership by season: winter 10%, spring 20%, summer 40%, fall 30%

East Boston Ferry



Hingham, Hull, and Charlestown Ferries



Financials

Cost of service

Week	Trips*	Operating Cost (OC)	Cumulative OC
1. 9/12-18	296	\$26,720	\$26,720
2. 9/19-25	296	\$26,720	\$53,440
3. 9/26-10/2	296	\$26,720	\$80,160
4. 10/3-9	296	\$26,720	\$106,880
5. 10/10-16	296	\$26,720	\$133,600
6. 10/17-23	344	\$31,053	\$164,653
7. 10/24-30	296	\$26,720	\$191,373
8. 10/31-11/6	296	\$26,720	\$218,093
9. 11/7-13	296	\$26,720	\$244,813
10. 11/14-20	296	\$26,720	\$271,533
11. 11/21-27	252	\$22,748	\$294,281
12. 11/28-30	132	\$11,916	\$306,197
Operating cost	3,392	\$306,197	
Fare revenue			-\$12,420
Cost of service			\$293,777

Funding

FY23 Massachusetts State Budget funding for E.B. Pilot Ferry Service	\$1,000,000
Cost of service 9/12/23-11/30/23	-\$293,777
Amount remaining	\$706,223

Projected service for Spring/Summer 2023

Available funding	\$706,223
Cost per week** (\$293,777/12)	≈\$24,481
Estimated weeks of funded service	29
Suggested dates of service	March 27, 2023 – October 15, 2023

*Cost per trip: \$70 operations + \$20.27 est. fuel= \$90.27

**Figures based on 2022 service cost. Should operating or fuel costs change in the future, estimates will require recalculation.


Report on the East Boston Ferry

Fall 2022 Season (September 12, 2022 - November 30, 2022)

Wayfinding

Shown below: a-frame signage on the Lewis Mall and Long Wharf docks, and permanent trailblazing, 12"x18" metal signs installed between Lewis Mall and Maverick Station

- A-frame
- Trailblazer sign



Advertising

In September 2022, an MBTA press release, Tweets, T-alerts, and extensive media coverage advertised the start of service. In addition, the campaign to the right ran through November on advertising panels on the Blue Line, at Maverick and Aquarium Stations, and on Twitter. A similar, large scale campaign will launch in spring 2023 to announce the resumption of service.

Take the MBTA Ferry
Between East Boston & Long Wharf for the same price as a subway fare.

Service running now through November 30 and returning in Spring 2023

Tome el Ferry de MBTA
entre East Boston y Long Wharf por el mismo precio que una tarifa del metro subterráneo.

Servicio en operación a partir de ahora y hasta el 30 de noviembre y retornará en la primavera de 2023.



Source Data

2022 MBTA Railroad Operations and Ferry Department ridership and service records

■ Indicates increased service (12 trips per day for 4 days) during Blue Line maintenance work.

Ridership	M	T	W	TH	F	SA	SU	Total
9/12-18	129	126	186	169	190	396	323	1,519
9/19-25	111	146	295	85	174	405	120	1,336
9/26-10/2	113	127	136	147	145	145	69	882
10/3-9	66	78	57	143	228	216	151	939
10/10-16	123	146	203	81	95	372	186	1,206
10/17-23	121	168	158	136	126	406	49	1,164
10/24-30	54	100	85	150	154	160	171	874
10/31-11/6	85	105	105	118	163	487	195	1,258
11/7-13	100	86	94	123	131	186	75	795
11/14-20	66	83	64	77	68	103	52	513
11/21-27	39	65	84	0	45	71	34	338
11/28-30	73	62	52	-	-	-	-	187
Total	1,080	1,292	1,519	1,229	1,519	2,947	1,425	11,011
% by day of week	9.8%	11.7%	13.8%	11.2%	13.8%	26.8%	12.9%	100.0%
% by WD or WE					60.3%			100.0%

Trips	# days	# trips/day	Total trips
Weekdays	53	44	2,332
Weekend days	22	38	836
Addl. service days	4	56	224
Total*	79	138	3,392

*Excludes Thanksgiving/no service