



Massachusetts Trial Court



Filed Pursuant to Section 131Y of Chapter 123 of the Acts of 2018

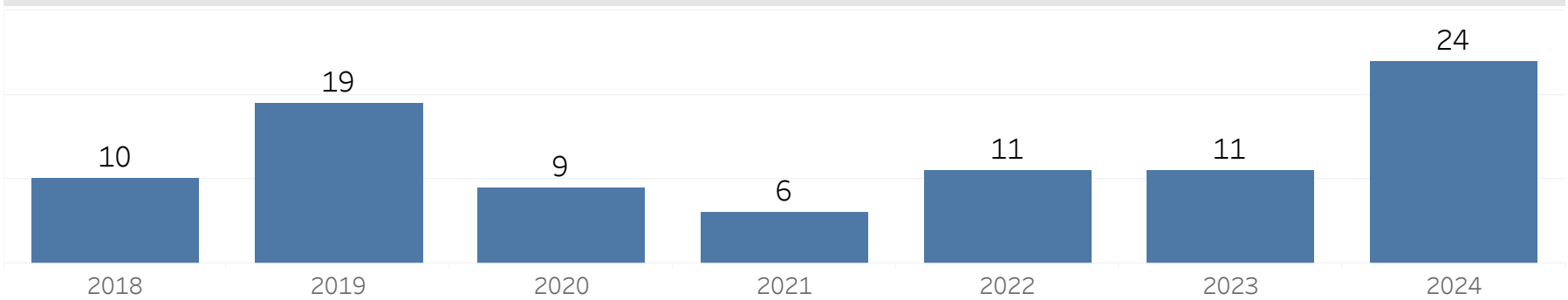
Extreme Risk Protective Orders (ERPO) Calendar Year 2024

Massachusetts Trial Court
January 2025

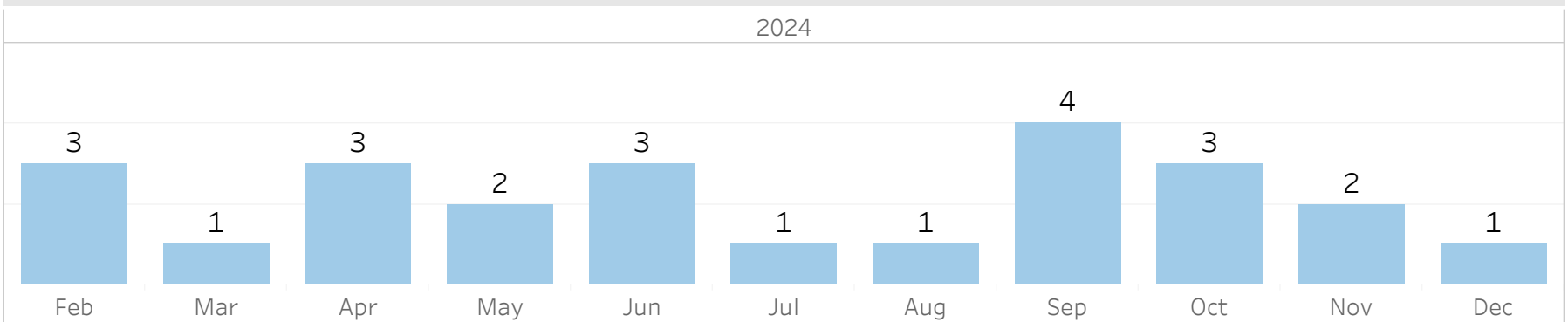
Extreme Risk Protection Orders

[Click here for more information on Extreme Risk Protection Orders](#)

Petitions Filed by Calendar Year



Current Calendar Year, Petitions Filed by Month



Petition Outcomes

Filter by year(s) of petition filing:

2024

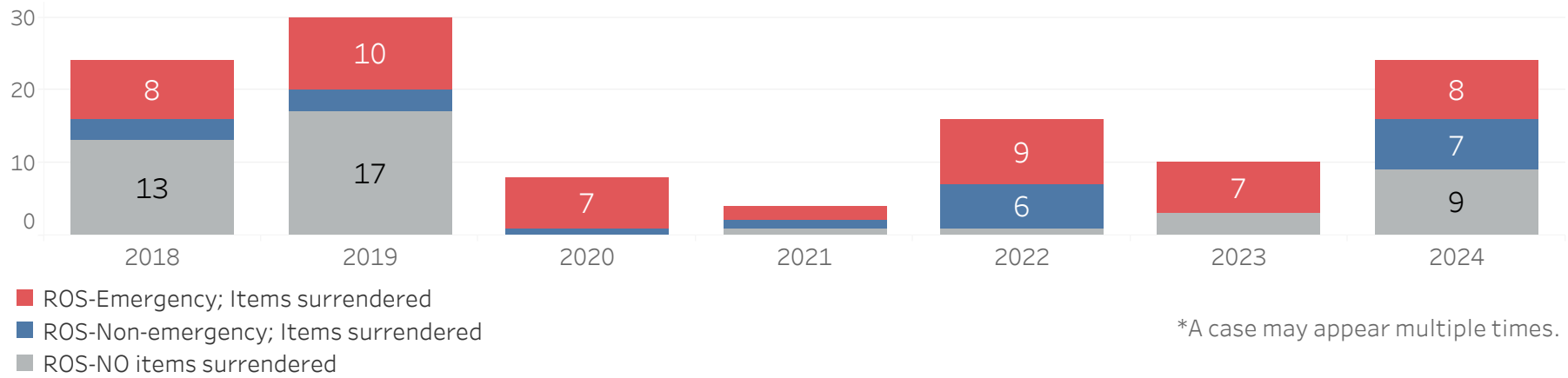
Filter by petition outcome(s):

All

		Emergency ERPO Hearing	ERPO Hearing with Notice (after expiration of emergency order)	ERPO Motion Hearing	ERPO Renewal Hearing
Total		26	24	1	12
2024	Total	26	24	1	12
	Hearing not yet held (future date)	1	5		6
	Held - allowed			1	
	Held - denied	4	2		
	Held - emergency ERPO extended		4		
	Held - ERPO issued after notice		5		
	Held - ERPO issued at emergency hearing	20			
	Held - ERPO not extended - order to expire		4		
	Held - no order - hearing notice	1			
	Held - renew denied - order to expire				1
	Held - renewal order issued				4
	Not held - current order to expire		2		
	Reschedule of hearing		2		1

ERPO Petitions Filed, Return of Service and Surrenders

Return of Service (ROS) and Surrenders*



YTD Totals

	Feb	Apr	May	2024				Sep	Oct	Nov	Total
ROS-Emergency; Items surrendered		2	1	1	1	1	1	1	1	8	
ROS-Non-emergency; Items surrendered	2		1	1			2	1		7	
ROS-NO items surrendered	1		3	3			1		1	9	
Grand Total	3	2	5	5	1	4	2	2	2	24	

ERPO Petitioner Demographics

		2018	2019	2020	2021	2022	2023	2024
Race	White	4	1				3	2
	Not Reported	3	13	9	4	8	7	18
	Not Applicable	3	5	1	3	4	1	4
		10	19	10	7	12	11	24
Ethnicity	Hispanic		1					
	Not Applicable	3	5	1	3	4	1	4
	Not Hispanic	2					2	
	Not Reported	5	13	9	4	8	7	20
	Unknown						1	
		10	19	10	7	12	11	24
Gender	Female	3	1	1				1
	Male	3	3			1	3	2
	Not Reported	1	10	8	4	7	7	17
	Not Applicable	3	5	1	3	4	1	4
		10	19	10	7	12	11	24

ERPO Respondent Demographics

		2018	2019	2020	2021	2022	2023	2024
Race	Asian	1				1		
	Black/African-A..	2			1			3
	White	6	15	7	2	11	9	9
	Not Reported	1	4	2	3		2	12
		10	19	9	6	12	11	24
Ethnicity	Hispanic			1				
	Not Hispanic	4	5	5	2	3	3	6
	Unknown	1						
	Not Reported	4	14	3	4	9	8	18
	UNKNOWN	1						
		10	19	9	6	12	11	24
Gender	Female	1	2	1	1	2	4	3
	Male	8	17	8	4	10	7	20
	Not Reported	1			1			1
		10	19	9	6	12	11	24