

# Suffolk County Sheriff's Department



House of Correction



Suffolk County Jail

2025





# SCJ Occupancy Capacity

Housing Unit or Cell/Room Type	Housed Inmates During This Time Period?	Use of Purpose Change Since Last Report?	Housing Unit Design Capacity	Number of Cells/ Rooms	Number of Beds in Cell/ Room	Number of Beds in Unit	Custody Level	Function	Average time out of Cell/ Room (Hrs)	Average Inmate Count	Inventory Description (ALL Buildings)	Last Date Inmates Housed, if ever
21 Unit	Y	Y	67	38	9 S / 24 D	32	Maximum	Prog Unit	13	31	EVOLVE	
22 Unit	Y	Y	64	34	4 S / 26 D	28	Maximum	Prog Unit	13	37	EVOLVE	
23 Unit	N	N	64	34	4 S / 30 D	64	Maximum	Gen Pop		0	Gen Pop - Vacant	08/14/22
24 Unit	N	N	66	38	10 S / 28 D	66	Maximum	Gen Pop		0	Gen Pop - Vacant	08/14/22
41 Unit	Y	N	61	35	9 S / 26 D	61	Maximum	Intake	2.25	30	New Commits	
42 Unit	Y	N	60	34	8 S / 26 D	60	Maximum	Intake Overflow	2.25	32	Waiting Assignment	
43 Unit	Y	N	62	34	6 S / 28 D	62	Maximum	Gen Pop/ Workers	9	52	Perform tasks (kitchen, laundry)	
44 Unit	Y	N	64	36	8 S / 28 D	64	Maximum	Gen Pop	9	49	Gen Pop	
55 Unit (Medical)	Y	N	22	22	22 S	22	Maximum	Medical/ Psych	9	19	Close Monitoring	
61/61A Unit	Y	N	60	40	20 S / 20 D	60	Maximum	Disciplinary Unit	2.25	27	Special Management	
62 Unit	N	N	46	34	34 S	34	Maximum	BPD Cent Booking		0	Central Booking	
63 Unit	Y	N	46	34	22 S / 12 D	46	Maximum	Police Arrest Safekeep		8	Hold arrestees	
64 Unit	Y	N	62	40	18 S / 22 D	62	Maximum	Gen Pop	9	47	Gen Pop	



# HOC Occupancy Capacity

Housing Unit or Cell / Room Type	Housed Inmates During This Time Period?	Use or Purpose Change Since Last Report?	Housing Unit Design Capacity	Number of Cells / Room	Number of Beds in Cell / Room	Number of Beds in Unit	Custody Level	Function	Any Other Notation	Average Time out of Cell / Room (hours)	Average Inmate Count	Inventory Description (ALL Buildings)	Last Date Inmates Housed, if ever
B1 1-1-1	N	Y (recov center)	N/A	N/A	N/A	N/A	N/A	N/A		N/A	N/A	Reentry Center- Available potentially	10/6/21
B1 1-2-1	Y	N	60	18	1	60	Min	Work rel/reentry		9	28	Sentenced work rel & reentry	
B1 1-3-1	Y	N	16	16	2	32	Max	Spec Management/Admin Seg		2.25	10	Male special management/Admin Seg - Occupied	
B1 1-3-2	Y	N	32	16	2	32	Max	Spec Management/Admin Seg		2.25	14	Male special management/Admin Seg - Occupied	
B1 1-4-1	Y	N	16	16	1	32	Max	Spec Management/Admin Seg		2.25	10	Male special management/Admin Seg - Occupied	
B1 1-4-2	Y	N	16	16	1	16	Max	Spec Management/Admin Seg		2.25	8	Male special management/Admin Seg - Occupied	
B1 1-5-1	N	N	32	16	2	32	Med	Special Housing		9	0	Male special housing unit - Occupied	
B1 1-5-2 Dorm	N	N	12	1	12	12	Med	Special Housing		24	0	Male special housing unit	3/21/24
B1 1-5-2 Seg	N	N	7	7	1	7	Max	Special Management		2.25	0	Male special housing unit	3/21/24
B1 1-6-1	N	N	64	32	2	64	Med	General Population		9	0	Female general population - Occupied	
B1 1-6-2	Y	N	64	32	2	64	Med	General Population		9	36	Female general population - Occupied	
B1 1-8-1	Y	N	32	16	2	32	Med	General Population		9	28	Houses male detainees / Collapsible post if the count permits it	
B1 1-8-2	N	Y	32	16	2	32	Med	Special Housing		2.25	0	Special housing - Occupied / Collapsible post if the count permits	



# HOC Occupancy Capacity (Continued)

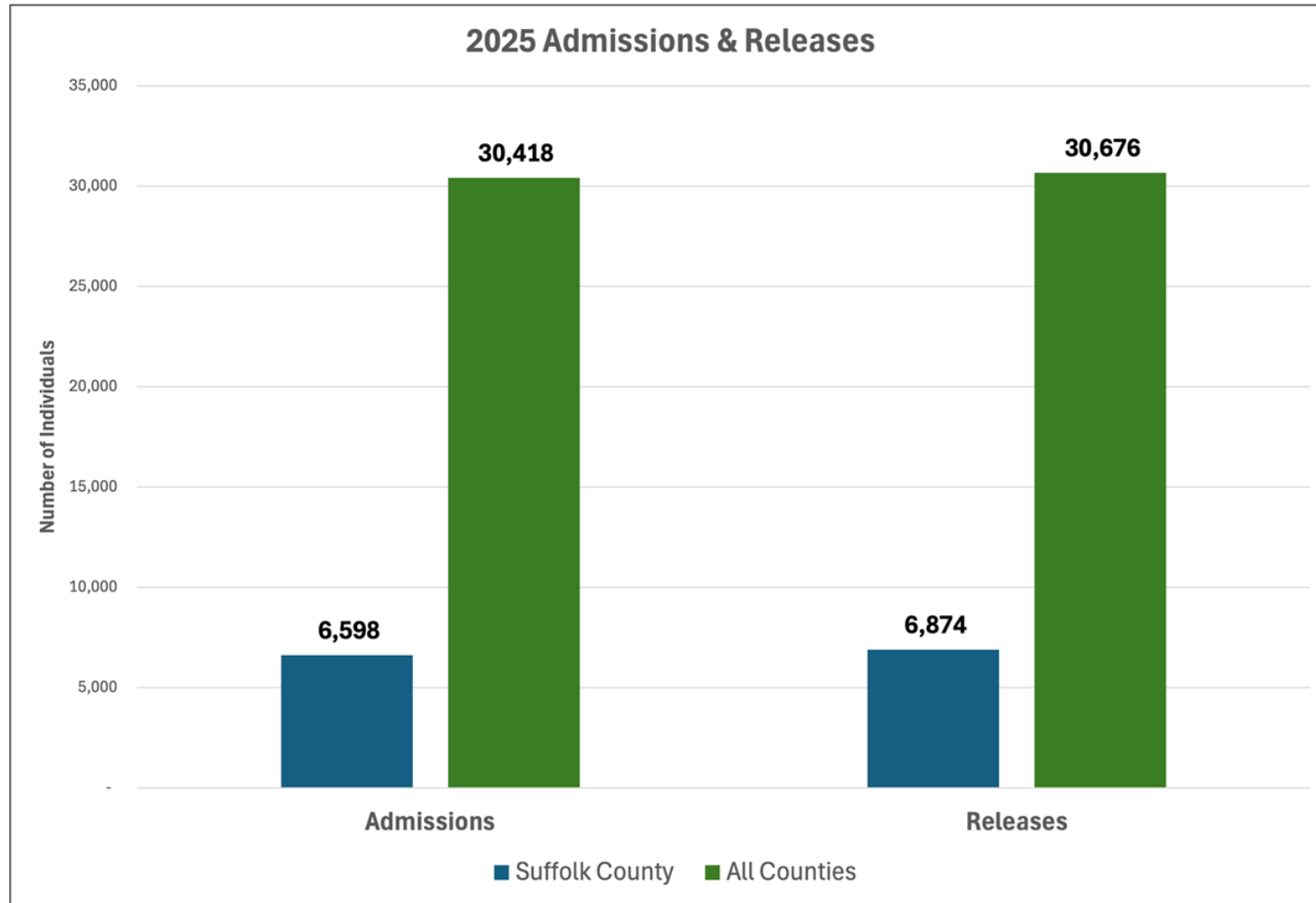
Housing Unit or Cell / Room Type	House d Inmate s During This Time Period ?	Use or Purpose Change Since Last Report?	Housing Unit Design Capacity	Number of Cells / Room	Number of Beds in Cell / Room	Number of Beds in Unit	Custody Level	Function	Any Other Notation	Average Time out of Cell / Room (hours)	Average Inmate Count	Inventory Description (ALL Buildings)	Last Date Inmates Housed, if ever
B1 1-9-1	Y	Y	32	16	2	32	Med	General Population		9	22	Female general population - Closed	
B1 1-9-2	Y	Y	32	13	2	32	Med	General Population		9	21	Female general population - Closed	
B1 1-10-1	Y	N	20	10	2	20	Max	Special Management/Admin Seg		2.25	6	Female special management / Admin segregation - Occupied	
B1 1-10-2	Y	N	32	16	2	32	Med	General Population		9	4	Female medical housing - Occupied	
B1 1-10-3	N	N	6	6	1	6	Max	Special Management/ Admin Segregation		2.25	0	Female special management / Admin segregation - Occupied	
B1 1-10-4	N	N	12	4	3	12	Max	Medical Housing		2.25	0	Female medical unit - Not currently occupied	
B1 1-11-1	Y	N	32	16	2	32	Med	General Population		9	17	Female general population - Occupied	
B1 1-11-2	Y	N	32	16	2	32	Med	General Population		9	17	Female general population - Occupied	
B2	N	N	N/A	N/A	N/A	N/A	N/A	Administrative building		N/A	N/A	Administrative building	
B3 3-1	Y	N	128	64	2	128	Med	General Population		9	93	Male general population - Occupied	
B3 3-2	Y	N	128	64	2	128	Med	General Population		9	86	Male general population - Occupied	
B3 3-3	Y	N	128	64	2	128	Med	General Population		9	103	Male general population - Occupied	
B3 3-4	Y	N	128	64	2	128	Med	General Population		9	102	Male general population - Occupied	



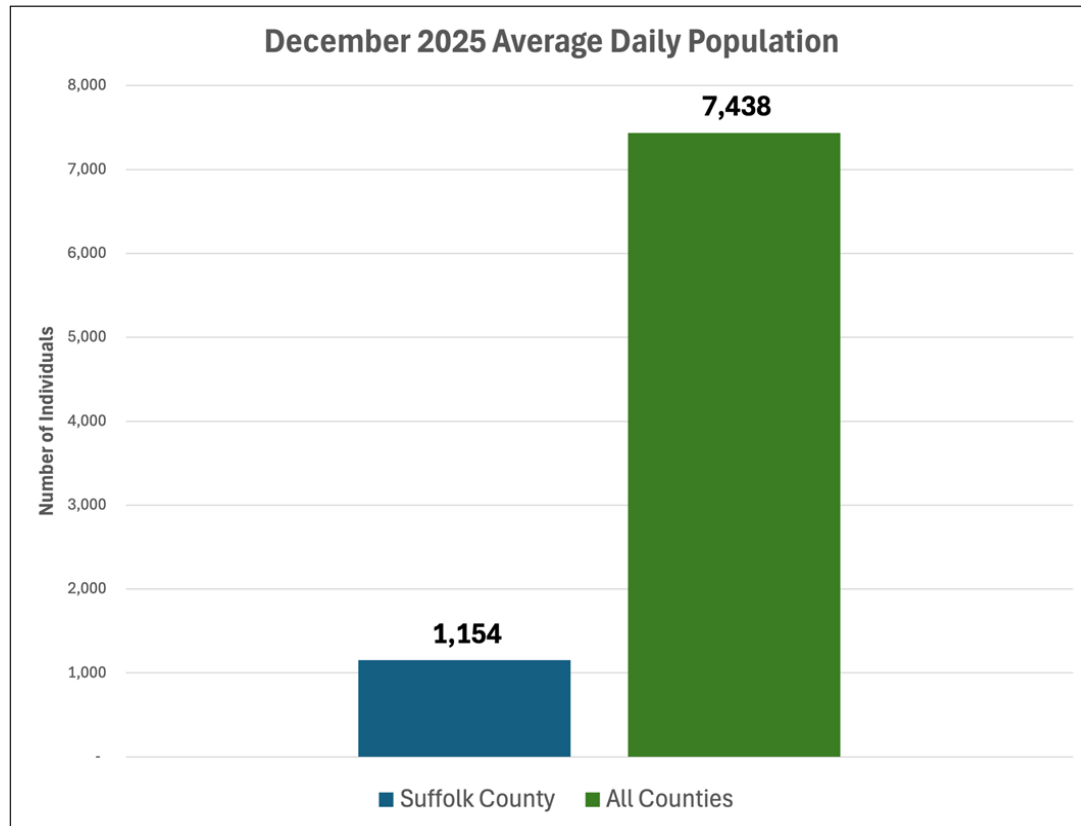
# HOC Occupancy Capacity (Continued)

Housing Unit or Cell / Room Type	Housed Inmates During This Time Period?	Use or Purpose Change Since Last Report?	Housing Unit Design Capacity	Number of Cells / Room	Number of Beds in Cell / Room	Number of Beds in Unit	Custody Level	Function	Any Other Notation	Average Time out of Cell / Room (hours)	Average Inmate Count	Inventory Description (ALL Buildings)	Last Date Inmates Housed, if ever
B4 4-1	Y	N	72	24	3	72	Med	Detail Workers		10	35	Workers' unit	
B4 4-2	Y	N	144	48	2	144	Med	Kitchen Workers		10	79	Male kitchen / detail workers - Available	
B4 4-3	Y	N	72	24	3	72	Med	Treatment Unit		10	45	Substance Use Treatment Program	
B4 4-4	N	N	N/A	N/A	N/A	N/A	N/A	Video Courtroom		N/A	N/A	Video courtroom – Available potentially	06/05/06
B5	N	N	N/A	N/A	N/A	N/A	N/A	Multipurpose Building		N/A	N/A	Gym, Kitchen, Engineering, Commissary, Receiving, Automotive	
B6 6-1-1	Y	N	27	10	N/A	27	Max	Booking		0	0	Booking area – No overnight housing	
B6 6-2-1	Y	N	35	19	N/A	35	Max	Medical Housing		2.25	21	Medical housing unit	
B7	N	N	N/A	N/A	N/A	N/A	N/A	Vehicle Trap Tower		N/A	N/A	Vehicle trap tower	
B8 8-1	Y	N	75	13	6	75	Med	Special Housing		9	30	Male SHU - Occupied	
B8 8-2	Y	N	75	13	6	75	Med	Special Housing		9	33	Male SHU - Occupied	
B8 8-3	Y	N	75	13	6	75	Med	Emerging Adults		9	20	Male emerging Adults (PEACE unit) - Available	
B8 8-4	N	N	75	13	6	75	Med	Treatment		9	0	Male treatment (OASIS unit)	09/11/24

# 2025 Admissions & Releases



# December 2025 Average Daily Population



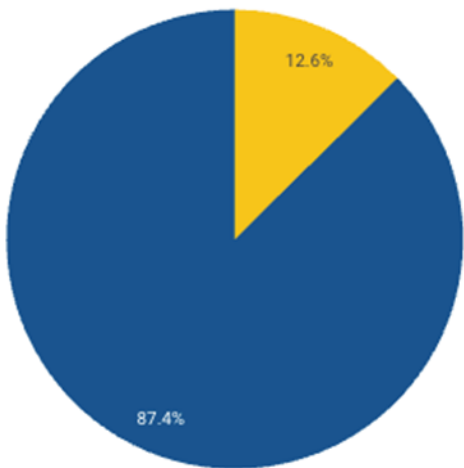
SUFFOLK COUNTY POPULATION BREAKDOWN	
PRE-TRIAL MALES	527
PRE-TRIAL FEMALES	97
SENTENCED MALES	489
SENTENCED FEMALES	41



# Suffolk County Population Demographics

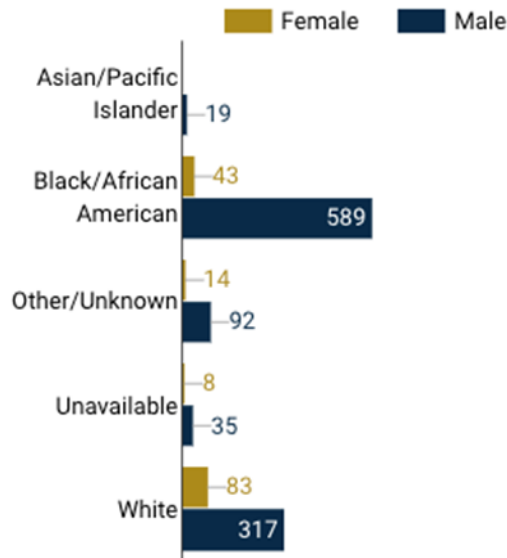
Population by Sex

● F ● M



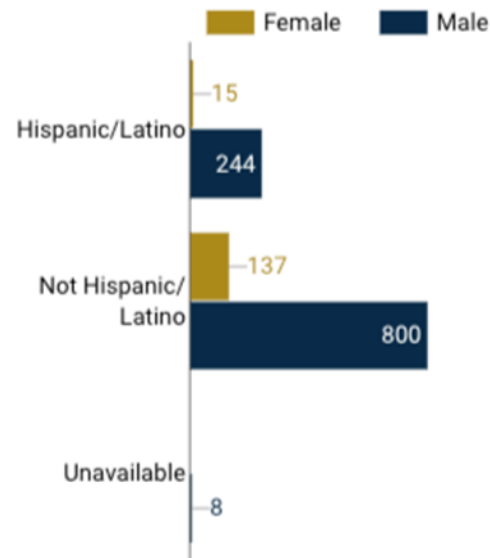
Population by Race

Female Male



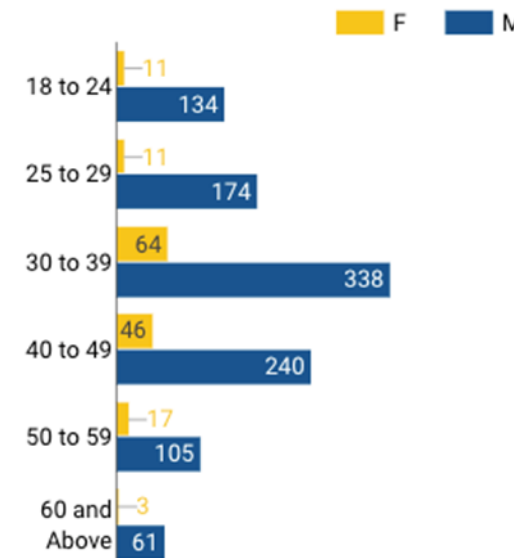
Population by Ethnicity

Female Male



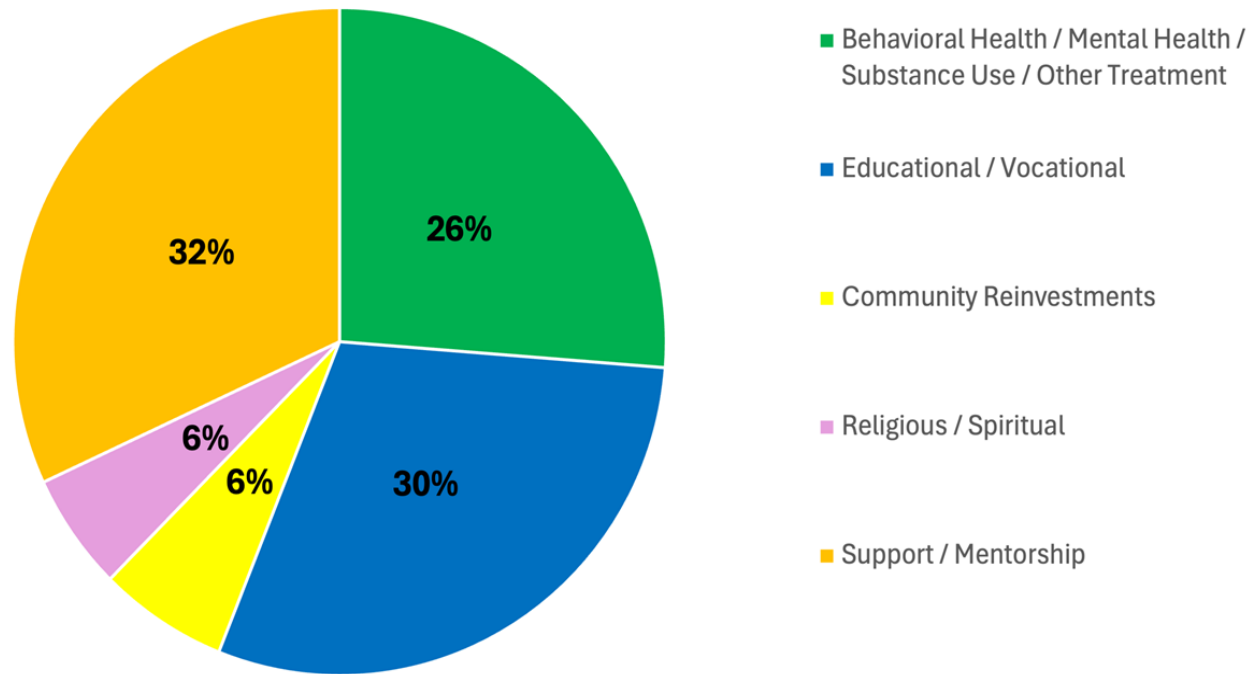
Population by Age (at Snapshot date)

Female Male



# Suffolk County 2025 Programming

Suffolk County  
Programming Category Breakdown





# Women's Program Services

SCSD provides gender specific, trauma informed programs and support to those identifying as women. Suffolk is one of only 6 counties that houses women and in the fall of 2019, became a regional facility. Women held at MCI Framingham from Essex, Norfolk and Plymouth were moved to Suffolk. Currently, Suffolk continues to house Norfolk and Plymouth women. Below are just a few of the many important programs SCSD offers to the population.

**My Story** – A program recently launched that highlights women formerly incarcerated in Suffolk. Posters around the facility share pieces of their stories and accomplishments. The participating women also come back into the facility to speak with the population about their pathways into the justice system, answer questions, and provide inspiration about their success in the community. Although very new, the messages they hear are powerful and resonate with those in our care.

**ReNewHER** – is a newer program dedicated to recovery and support provided by long-term partner, North Suffolk Community Services (NSCS). ReNewHER is staffed by formerly incarcerated women who offer these services throughout an individual's stay. Most recently, the staff began offering an additional class focused on reentry and individualized discharge planning. NSCS also has a reentry center in the community which is available for classes and individual services post-release allowing for continuity of care.

**Domestic Violence Services** – Our Survivors of Abuse Feeling Empowered for Re-entry (S.A.F.E.R.) program is the only full-time, integrated domestic violence program in the Commonwealth to work with incarcerated survivors in addressing previous abuse and safety plans for the future. The team runs multiple classes and tailor one-on-one services for those seeking support. They continue working with the women upon release, including a group for formerly incarcerated survivors.

**Sexual Exploitation and Trafficking** – For those with history of commercial sex exploitation or trafficking, we partner with two innovative programs:

- Boston HEAT (Human Exploitation & Advocacy Team) Boston HEAT is a nationally recognized model dedicated to supporting women at the intersection of opioid use disorder and the commercial sex trade. The HEAT team builds trust with women on the street and/or while they are incarcerated to provide safe havens, psychological support, and collaboration with hospitals, law enforcement and others to provide humanizing care.
- The Dee Kennedy Project (DKP), an initiative of the Massachusetts Trial Court, works to help justice-involved adults find supportive pathways to exit CSE. The DKP provides a variety of services—through peer advocates/recovery coaches who work to help referrals achieve short and long-term goals at their own pace, whether it be related to safety, exiting, access to social services, or to the referral's justice-involvement. The DKP team meets with women while in custody and follows them upon release to provide peer support, needed resources, and court advocacy throughout their journey.



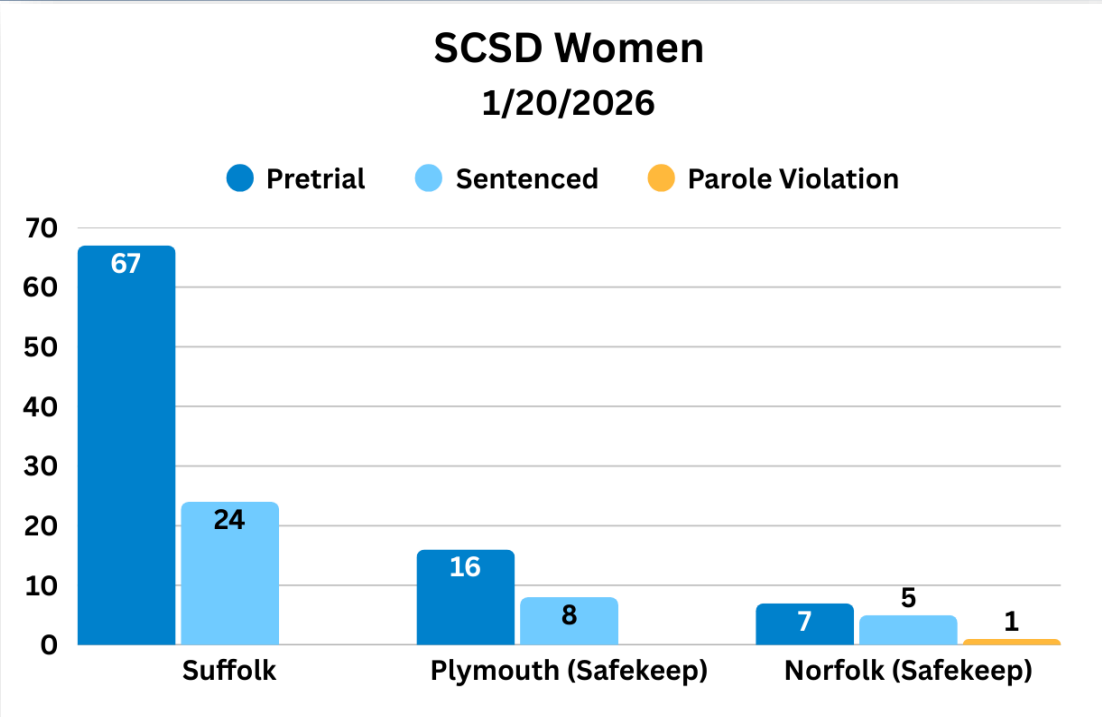
# Women's Program Services (Continued)

**Female  
Reproductive  
Health**

**26**  
Pregnant women in  
custody in 2025

**44**  
Offsite prenatal  
appointments

**357**  
Patients seen at the on-  
site OBGYN Clinic



**80% (102/127)**  
of the current women in custody are an open mental  
health case



# Medical Services (Both Facilities)

- **Optometry:** 1,409 appointments
- **Dental:** 11,064 appointments
- **Physical Therapy:** 634 appointments
- **Phlebotomy:** 2,683 labs drawn
- **Infectious Diseases Clinic:** 10,075 appointments
- **Chronic Care Clinic:** 2,090 appointments
- **On-Site Imaging: X-ray and Ultrasound:** 1,161 performed
- **EKG:** 292 performed
- **Medical/Mental Health Discharge post release appointments:** 826
- **Dialysis Treatments:** 329
  - SCSD is the ONLY county that offers dialysis on-site. SCSD accepts transfers from other counties that request specifically for dialysis treatment.
- **Total Physical Examination Completed :** 3,717

**232**

Total hospital admissions

**989**

Days of total hospital admissions

**1,020**

Offsite hospital appointments

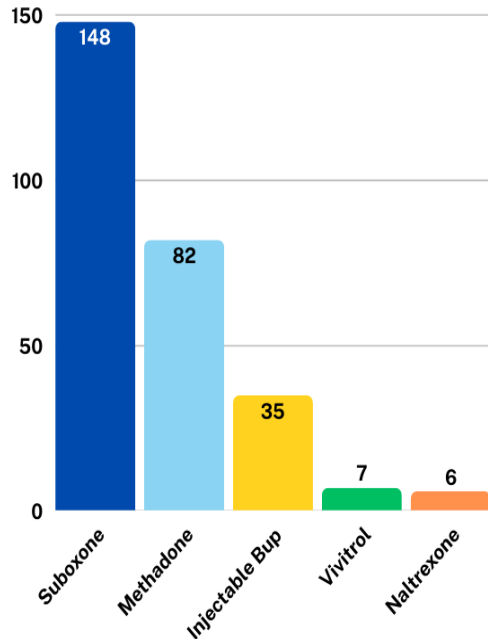


# Medications for Opioid Use Disorder (MOUD)\* & Substance Use Disorder (SUD)

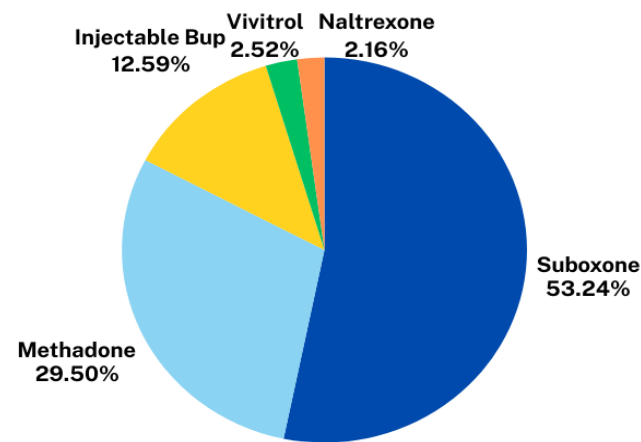
\*MOUD data is a snapshot from 1/14/26

- 278 patients were on MOUD.
- 471 patients currently diagnosed with SUD/OD.
- 3,643 individuals admitted to SCSD in 2025 had a positive urine screen for substances.

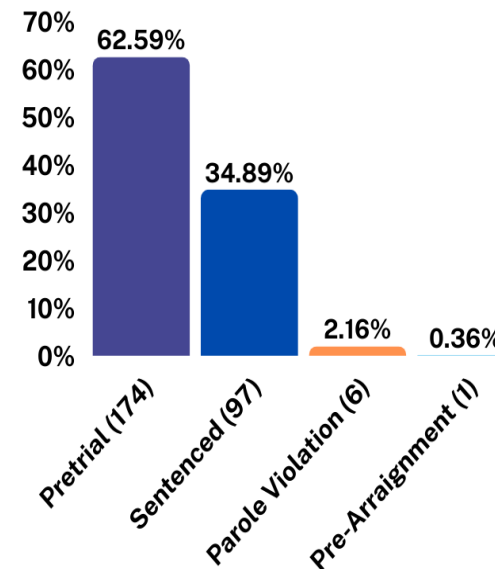
Medication Breakdown: Patients on Each Medication



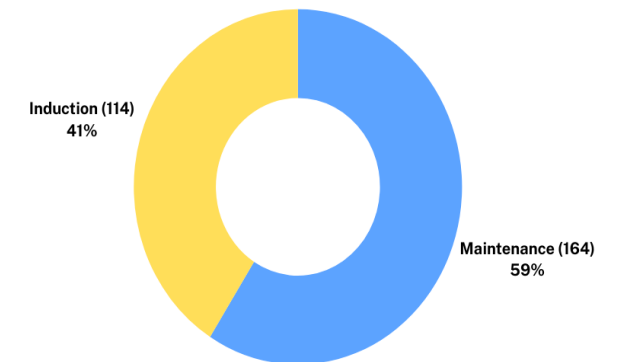
Medication Breakdown: % of MOUD Population by Medication



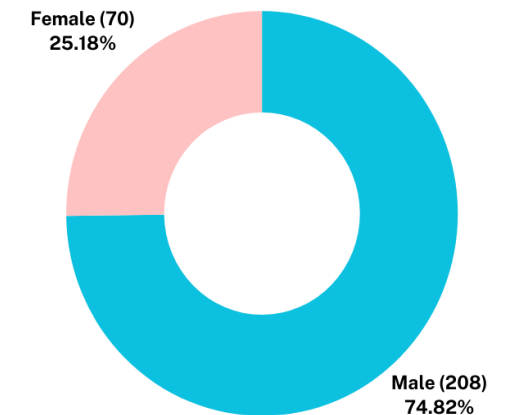
Adjudication Type: Current Population on MOUD



Treatment Admission Type



Sex: Current Population on MOUD



# Mental Health

In the fall of 2023, SCSD (as well as other Sheriff's Offices) began holding individuals ordered to us by the Trial Court waiting for court ordered competency to stand trial evaluations (Section 15(b)) by the Department of Mental Health. The number of individuals held waiting on these court ordered sections has continued to increase as has the length of time they are in custody. [In 2025, we had a total of 151 individuals awaiting hospitalization, sent to SCSD for a total of 1,873 days.](#)

Due to the acuity of our mental health population, patients often need a higher level of care. In 2025, SCSD petitioned the Courts requesting a Section 18(a) for 55 individuals. An 18(a) is requested when an individual is in need of psychiatric hospitalization due to serious mental illness and cannot be maintained in the carceral setting.

### Today's Statistics

- Current open mental health cases: 582
  - This accounts for 49% of the total population.
  - 46% (480) of mental health cases are male.
- 66% (382) of all patients with an open mental health case are on a psychiatric medication.

### In 2025

- Mental health sick calls/referrals: 5,059
- Crisis contacts: 1,112

**20,416**

MH clinician encounters in 2025

**712**

Was the monthly average of MH encounters *per clinician*

**3,731**

Mental health evaluations completed

**4,119**

Patients on psychotropic medication

**414**

Patients with a mental health diagnosis

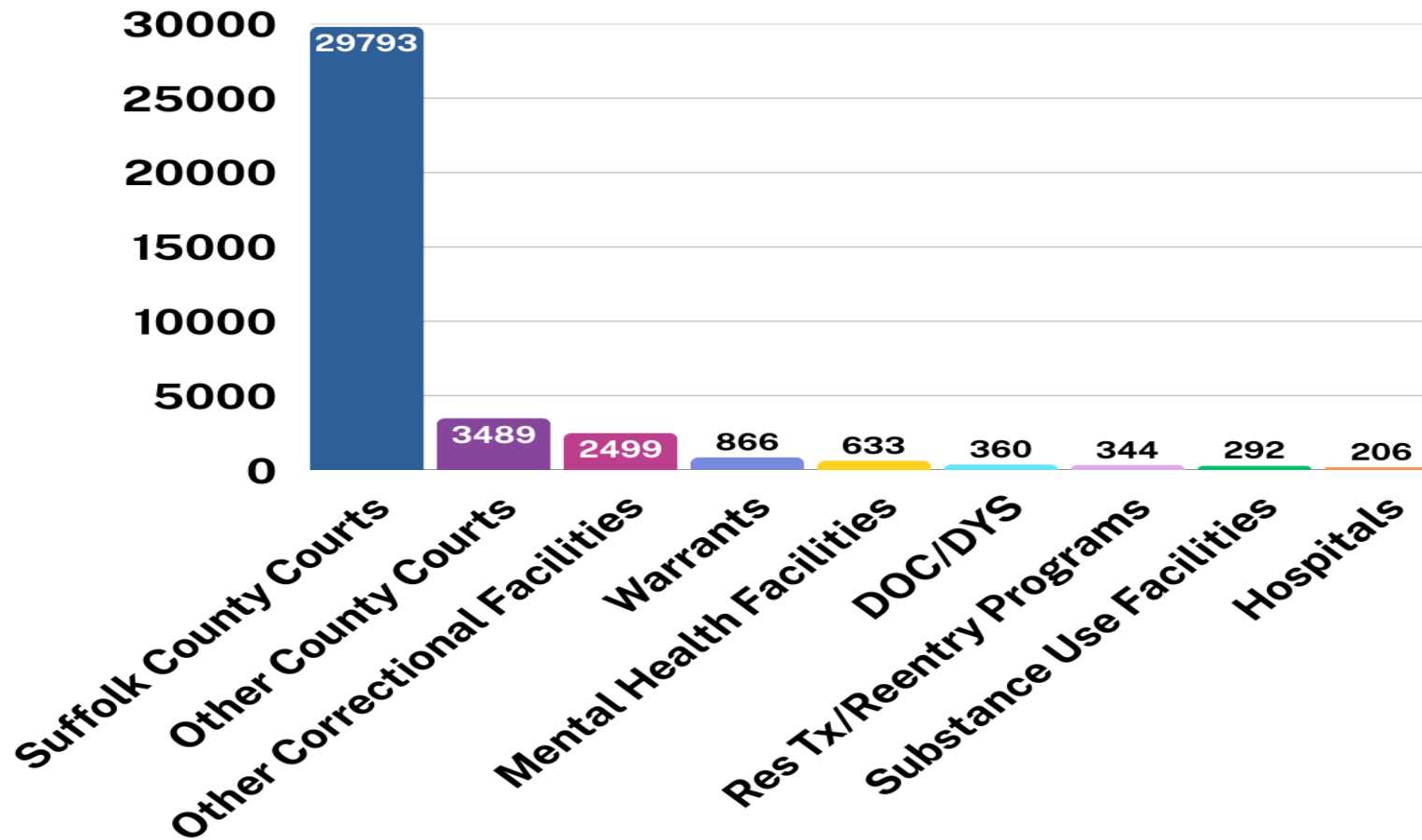
**266**

Patients with a dual diagnosis



# Transportation

## Total Trips Total: 38,487



# Vocational Education

## Common Ground Institute (CGI)

This program provides students with specific instruction in the areas of Carpentry, Landscape, Building Maintenance and a 30-hour OSHA (Occupational, Safety and Health Education) class. Participants receive certifications from the Commonwealth of Massachusetts Department of Employment and Training, OSHA Certification along with CGI Certificate of completion.



## Culinary Arts

Our 360-hour **Culinary Arts program** equips participants with the essential skills to launch a career in the food service industry. The participants learn food preparation, cooking production, and product schedules while also being trained as preparation cooks, line cooks, assistant bakers, and other vital roles. The participants also receive a ServSafe certification.



## Urban Garden

This program is offered to all populations. Participants are taught the basics of urban agriculture from seedlings to harvesting. Produce harvested is used in our culinary arts program and staff salad bar and meals. All remaining produce is donated to area shelters and programs.




# Program Units

## OASIS (Opioid and Addiction Services Inside South Bay)

A unit dedicated to providing intensive treatment and discharge planning services to pretrial and sentenced men suffering from substance use disorders. The mission of the OASIS unit is to begin working with each individual on treatment as soon as they enter SCSD.

## PEACE (Positive Energy Always Creates Elevation)

A specialized unit designed for emerging adult males under 26 years old. The ultimate purpose of this program is to break the cycle of incarceration. With a “think outside the box” approach, these programs and services have been specifically designed to help the still developing brain by focusing on education, job training and developing skillsets, individual/group counseling, attitudinal changes and conflict resolution.



# Project EVOLVE

## ***An Innovative Partnership to Address Mental Illness and Addiction for those remanded to the custody of SCSD.***

- A partnership between SCSD and Boston Medical Center Health System with the goal of providing a higher level of care to those with substance use disorder and mental illness.
- The Program was designed to invest resources into the pretrial population, transform the culture within the facility, and provide high quality evidenced based treatment.
- There is also a research and evaluation component that will help determine the efficacy of this approach.
- The first half of Project Evolve opened in March of 2025; The second half of the housing area opened in September of 2025.
- The current capacity is to serve up to 45 individuals at time, with a clinical intervention that is 12 weeks long.
- All treatment and participation is entirely voluntary.
- Project Evolve will be the first Clinical Stabilization Unit licensed to operate inside of a County Correctional Facility.



A Boston Medical Center & Suffolk County Sheriff's Department Partnership



# Project EVOLVE (Continued)

- De-densify the housing units. The original design capacity for this area would house approximately 125 people. Limiting the capacity to 45 allows higher quality, individualized care.
- Understanding our limitations on new construction, we softened up the area with different paint schemes, and a redesign the kitchenette area to look less carceral.
- We also repurposed 8 cells on the unit turning them into offices for the clinical staff enabling them to be present in the space for all of their working hours.
- Increased access to clinicians, recovery coaches, substance use counselors and other program staff.
  - Services are on the unit Monday – Friday from 7:30AM-9:30PM and Saturdays from 8AM-4:30PM.
- Access to Sara, an emotional support dog.
- Weekly individual therapy sessions.
- STAIR(Skills Training in Affective & Interpersonal Regulation) Trauma training & Written Exposure Therapy.
- Reentry and transition of care supports for post-release.



# General Statistics

- **In person visits**
  - HOC:
    - 3,491 Official; 5,011 Non-Official; **8,502 Total**
  - SCJ:
    - 1,447 Official; 3,567 Non-Official; **5,014 Total**
- **Attorney calls**
  - HOC:
    - 1,911 phone calls; 572 Zoom calls
  - SCJ:
    - 550 phone calls; 410 Zoom calls
- **Video court hearings/Bail Appeals**
  - Participating courts: Massachusetts Trial Courts as well as other jurisdictions.
  - Total events executed: 5,174
- **Community Works Program (CWP)**
  - Total work details: 142
  - Total inmate hours worked: 2,460
  - Total agencies/community partners assisted: 65
- **Meals Served**
  - Population meals served: 1,392,665
  - Employee meals served: 252,500
  - Total combined: 1,645,165

**3,443**

Phone and Zoom conferences with attorneys

**13,543**

In person visits across both facilities

**5,174**

Video court hearings held

**65**

Agencies and community partners assisted by CWP

**2,460**

CWP hours worked

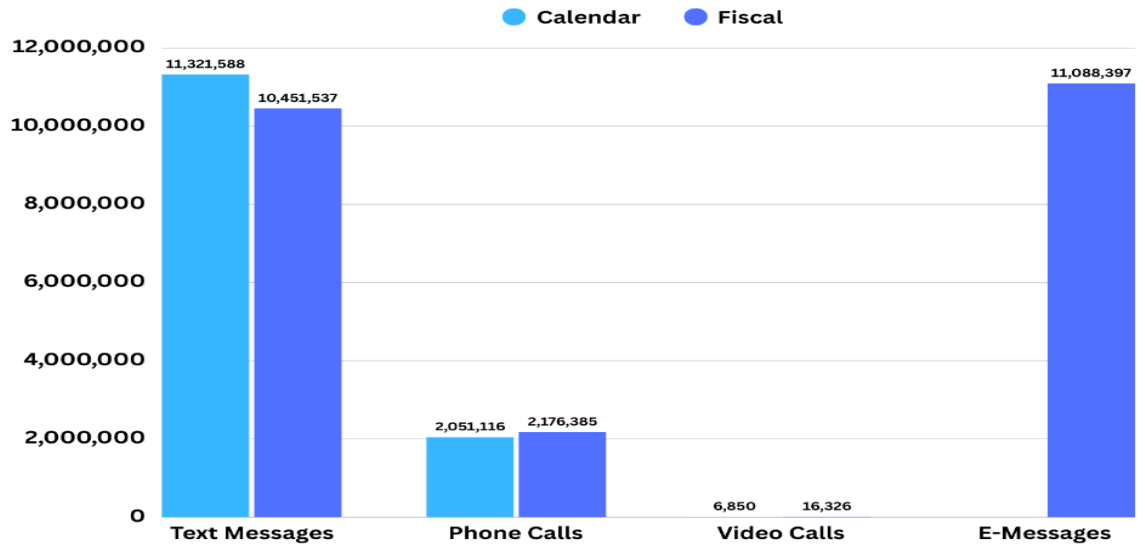
**1,645,165**

Meals served to the population and employees in 2025

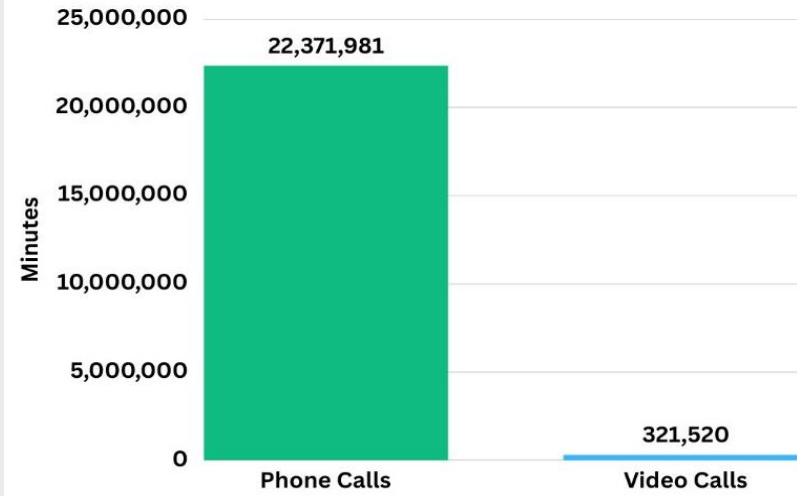


# Securus Communications

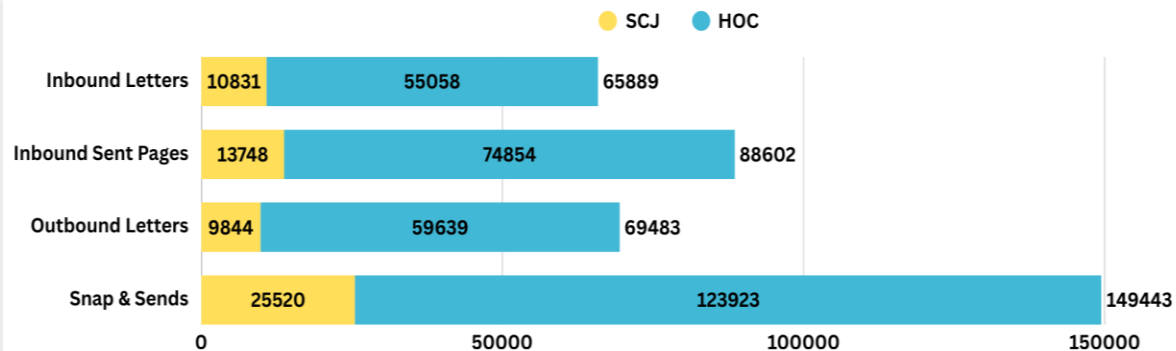
**Securus Communication Type**  
Calendar and Fiscal Year Comparison (2025)



**Securus Minutes Used in Total**  
Fiscal Year (2025)



**Calendar Year (2025)**



- 2,176,385 calls were made (fiscal year)
- 22,370,981 phone call minutes (fiscal year)
- 321,520 video call minutes (fiscal year)



# DCAMM Projects

**DCAMM Liaison** – Michael Arcadipane

- **FY' 26 Fire Pump and Panel Replacement at both facilities**
  - Cogswell in process of formulating plan to execute project.
- **FY' 26 Emergency Waiver #5035 Modernization of Elevator 1-P-8200 in Bldg #4 at the HOC**
  - United Elevator plan to start end of January after car #1 is complete.
- **FY'25 Chiller #1 Overhaul at the Jail → Project start date: Monday, 02/02/26.**

## **DCAMM Funding Requested**

- FY'23 Replacement for (2) Aerco 18 years old gas fired boilers at the Jail
- FY'24 10 Heat Pump Replacement at the House of Correction
- FY'25 Cell Glass Replacement at the House of Correction
- FY'26 42 Rooftop Exhaust Fans Replacement at the Jail
- FY' 26 Study Elevator Modernization at the House of Correction
- Building 1 – Elevator #3 1-P-8196
- Building 1 – Elevator #4 1-P-8197
- Building 2 – Elevator #5 1-P-8198
- Building 3 – Elevator #6 1-P-8199
- Building 5 – Elevator #8 1-P-8201
- Building 8 – Elevator #9 1-P-11169
- FY' 26 Study for HOC HVAC Upgrades to the Elevator Machine Rooms at the HOC

## **Capital Project Funding Request**

- HOC and Jail Control Panels

## **Plumbing and Energy Project at the House of Correction**

**Project start date: TBD**

- **ECMs**
  - 1.01 Interior Lighting
  - 1.01 Exterior Lighting Improvements
  - 4.03 Optimize Building Automated System (BMS) Controls
  - 4.14 Demand Kitchen Ventilation
- 5.10 Computerized Water Conservation
  - 14.03 Variable Air Volume (VAV) Boxes with Electric Reheat
  - 18.00 Retro-Commissioning
- 5.20 Plumbing

## **Plumbing and Energy Project at the Jail**

**Project start date: Monday, 01/26/26.**

- **ECMs**
  - 1.01 Interior Lighting
  - 4.00 Direct Digital Control (DDC) Upgrade- HVAC
  - 4.14 Demand Kitchen Ventilation
  - 5.10 Computerized Water Conservation
  - 9.00 Variable Speed Booster Pump
  - 17.02 Air Handling Units
  - 18.00 Retro-Commissioning
- 5.20 Plumbing



**#WEARESCSD**