

NANTUCKET REGIONAL TRANSIT AUTHORITY

ANNUAL REPORT FISCAL YEAR 2017





Nantucket Regional Transit Authority

Fiscal Year ending June 30, 2017

Annual Report

Advisory Board

July 2016 – April 2017

Jim Kelly, Chair

Matthew Fee, Vice Chair

Rick Atherton

Bob DeCosta

Dawn Hill Holdgate

Karenlynn Williams
Disabled Representative

Vacant
Rider Representative

April 2017 – June 2017

Dawn Hill Holdgate, Chair

Matthew Fee, Vice Chair

Jim Kelly

Jason Bridges

Rita Higgins

Karenlynn Williams
Disabled Representative

Vacant
Rider Representative



The Nantucket Regional Transit Authority (NRTA) provides seasonal fixed route public transit service and year round advanced reservation van service for elders and persons with disabilities in Nantucket. During fiscal year 2017 the NRTA provided seasonal fixed route service from July 1, 2016 through October 10, 2016 and May 15, 2017 through June 30, 2017. The NRTA's fixed route operated 149 days on 11 routes utilizing (maximum) 15 vehicles during the 2016 season and 10 routes utilizing (maximum of 13 vehicles during the 2017 season. Fixed Route services operate on modified schedules (less frequent) at the beginning and end of the season. The Ferry Connector operated in 2016 through funding provided by private stakeholders and the Town of Nantucket, but did not operate in the 2017 season as the Town of Nantucket did not provide funding for the service. Hours of service were extended until mid-night during peak season on the main commuter routes, Mid Island Loop, Miacomet Loop, and Sconset via Old South Road Route.

Fixed Route Services



DATES AND HOURS OF SERVICE

- Jetties Beach Route operated on a 30 minute schedule from the end of June through Labor Day, daily from 10:00 a.m. to 6:00 p.m.
- Madaket Route operated on an hourly schedule from the end of May to mid June and after Labor Day to mid September and on a 30 minute schedule from mid June to Labor Day, daily from 7:00 a.m. to 11:30 p.m.
- Miacomet Loop operated on a 30 minute schedule from mid May to mid June and early September to early October and on a 20 minute schedule from mid-June through Labor Day, daily from 7:00 a.m. to 12:00 a.m.
- Mid Island Loop operated on a 30 minute schedule from mid May to mid June and early September to early October and on a 15 minute schedule from mid June through Labor Day, daily from 7:00 a.m. to 12:00 a.m.
- Sconset via Milestone Road Route operated on an hourly schedule from end of June through Labor Day, daily from 7:15 a.m. to 7:15 p.m.
- Sconset via Old South Road Route operated on an hourly schedule from mid May through mid June and early September through early October, daily from 7:15 a.m. to 11:15 p.m. and mid June through Labor Day, daily from 7:00 a.m. to 12:00 a.m.
- Sconset via Polpis Road operated on an hour and twenty minute schedule from the end of June though Labor Day, daily from 10:00 a.m. to 6:00 p.m.
- Surfside Beach Route operated on a forty minute schedule from the end of June to Labor Day, daily from 10:00 a.m. to 6:00 p.m.

- Ferry Connector Service (2016) provided service from a park and ride lot to the fast ferries, operating on a twenty minute schedule, June through Labor Day daily from 7:00 a.m. to 10:00 p.m. This route is incorporated into the Airport Route for a portion of the season.

NRTA Passenger Boardings By Route

	FY16	FY17
Jetties Beach Route	14,801	14,577
Madaket Route	43,146	43,876
Miacomet Loop	62,449	65,220
Mid Island Loop	56,535	62,379
Sconset via Milestone Road Route	17,803	17,237
Sconset via Old South Road Route	54,331	53,605
Sconset via Polpis Road Route	6,730	6,924
Surfside Beach Route	16,135	13,360
Airport Route	12,448	12,160
Ferry Connector	8,698	2,893
TOTAL	293,076	292,231



NRTA Passenger Boardings by Month

	FY16	FY17
July	96,676	94,770
August	97,947	100,384
September	37,031	31,391
October	6,772	5,847
May	6,727	11,222
June	47,923	48,617
TOTAL	293,076	292,231



NRTA Revenue Hours by Month

	FY16	FY17
July	6,889.5	6,275
August	6,889.5	6,238.5
September	2,970	2,299
October	829	495.5
May	523.5	998
June	3,234.5	3,477.5
TOTAL	21,336	19,783.5

NRTA Revenue Miles by Month

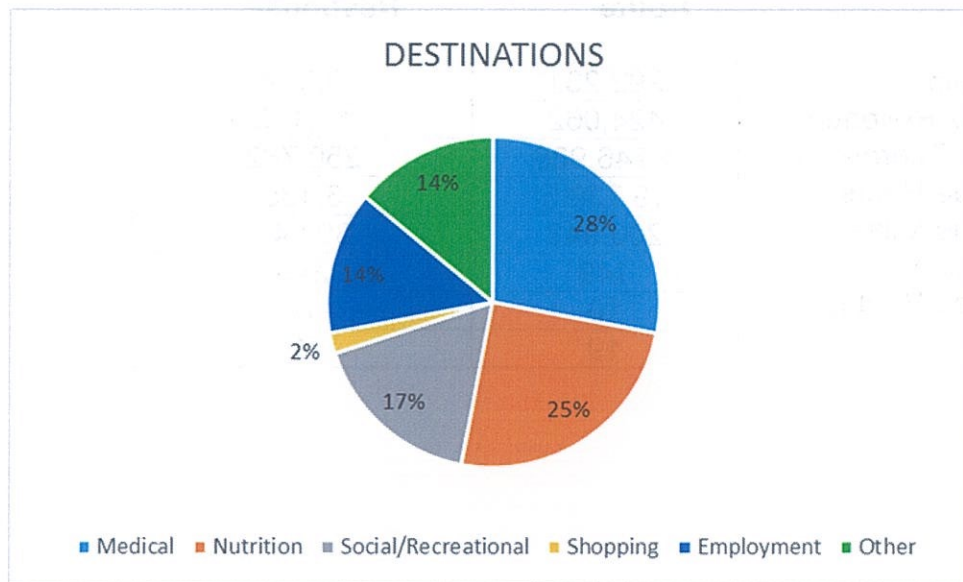
	FY16	FY17
July	59,846	60,037.5
August	59,930.5	59,866
September	30,621	24,706.5
October	6,881	6,103
May	6,487	12,373
June	35,164	37,857
TOTAL	198,929.5	200,943

	Fixed Route	Demand Response
Annual Ridership	292,231	8,542
Annual Farebox Revenue	424,062	17,113
Annual Cost of Operations	1,746,986	250,782
Annual Revenue Hours	19,738.5	3,185
Annual Revenue Miles	200,943	30,647
Days of Operation	149	245
Number of Fixed Routes	10	n/a
Fleet Size	19	4



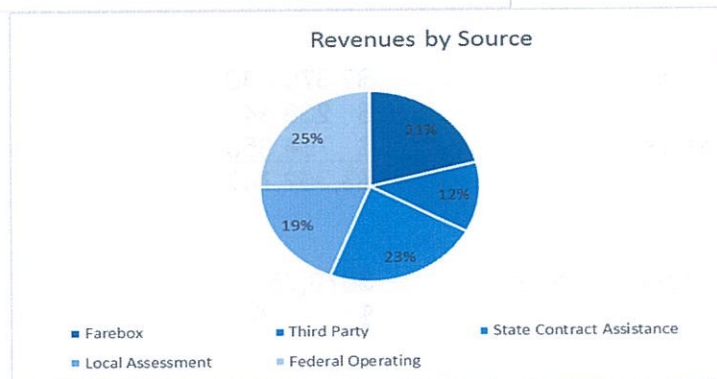
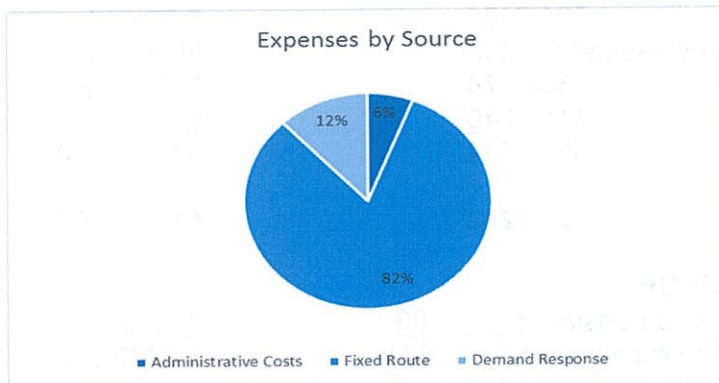
The NRTA's advanced reservation door to door elderly and disabled transportation is called Your Island Ride. Service is provided year round, Monday through Friday, daily from 8:00 a.m. to 4:00 p.m. Your Island Ride provided 8,542 trips in Fiscal Year 2017.

<u>Destinations</u>	<u>FY16</u>	<u>FY17</u>
Medical	1,965	2,366
Nutrition	1,780	2,169
Social/Recreational	1,102	1,449
Shopping	212	114
Employment	1,185	1,228
Other	1,139	1,216
Total Trips	7,383	8,542



NRTA STATEMENT EXPENSE AND REVENUES

Operating Costs	FY16	FY17
Administrative Costs	\$126,869	\$133,970
Purchased Services		
Fixed Route	\$1,622,322	\$1,746,986
Demand Response	\$ 247,673	\$ 250,782
Brokerage Services	\$ 3,120	\$ 3,405
Debt Service		
Total Operating Costs	\$1,999,984	\$2,135,143
Operating Revenues		
Farebox	\$426,133	\$437,770
Brokerage Service reimbursement	\$ 3,120	\$ 3,405
Advertising	\$ 1,800	\$ 1,875
Interest Income	\$ 2,060	\$ 1,739
Miscellaneous	\$ 2,788	\$ 6,610
Other Third Party Reimbursement	<u>\$137,200</u>	<u>\$255,481</u>
Total Revenues	\$573,101	\$706,880
State Contract Assessment	\$488,184	\$488,184
Federal Operating Assistance	\$535,231	\$540,327
Local Assessment	\$398,943	\$408,302



STATEMENT OF NET POSITION

	FY16	FY17
ASSETS		
Current Assets:		
Cash and cash equivalents	\$ 272,633	\$ 240,641
Receivable for operating assistance	\$ 898,482	\$ 939,270
Other Current Assets	<u>\$ 142,554</u>	<u>\$174,308</u>
Total current assets	\$1,313,669	\$1,354,219
Noncurrent Assets:		
Restricted assets		
Cash and cash equivalents	\$245,048	\$ 244,498
Receivable capital assistance	\$166,594	\$ 879,752
Total restricted assets	\$411,642	\$1,124,250
Receivable operating assistance	\$131,109	\$ 141,190
Capital assets, net	<u>\$2,379,440</u>	<u>\$ 131,109</u>
Total noncurrent assets	\$2,922,191	\$2,741,087
Total assets	\$4,235,860	\$4,006,527
 LIABILITIES		
Current liabilities		
Accounts payable and accrued expense	\$ 64,463	\$170,006
Unearned revenue	<u>\$168,065</u>	<u>\$ 36,281</u>
Total current liabilities	\$232,528	\$206,827
Noncurrent liabilities		
Liabilities payable from restricted assets		
Accounts payable and accrued expense	\$90,776	\$852,050
Unearned Revenue	\$81,918	\$ 72,618
Total liabilities payable from restricted assets	\$172,694	\$924,668
Net pension liability	\$359,774	\$401,799
Other postemployment benefits	<u>\$147,246</u>	<u>\$171,013</u>
Total noncurrent liabilities	\$679,714	\$1,497,480
Revenue Anticipation Notes		
Total liabilities	\$912,242	\$1,704,307
 DEFERRED INFLOWS OF RESOURCES		
Deferred inflows of resources related to pension	\$ <u>89</u>	<u>\$5,218</u>
Total liabilities and deferred inflows of resources	\$ 912,331	\$1,709,525
 NET ASSETS		
Invested in capital assets	\$2,379,440	\$2,741,087
Restricted	\$ 238,948	\$ 199,582
Unrestricted Net Assets	<u>\$ 734,355</u>	<u>\$758,704</u>
Total net assets	\$3,352,743	\$3,699,373
 Capital Grant		
Commonwealth of Massachusetts	\$879,752	
Federal	\$ 0	



Ridership Incentive Programs



The NRTA continues its efforts to provide Ridership Incentive Programs (RIP) that encourage ridership. Commuter Solution Program - This program enables employers to purchase passes for their employees at a discounted rate (\$10 off the cost of a season pass) and is one of the pass options made available to our fixed route riders. Ride to Read - The Nantucket Elementary School, Nantucket Atheneum, Friends of Nantucket Public Schools and the NRTA established this program to provide elementary school children the opportunity and convenience to continue reading throughout the summer. Friends of Nantucket Public Schools reimburses the NRTA for the fares. Pass Options - The NRTA provides several pass options to both seasonal users and visitors. Passes are available at a reduced cost to paying per ride. 1-day pass \$7; 3-day pass \$12; 7-day pass \$20; 30 day pass \$50; season pass \$90, Commuter \$80, Nantucket student \$50; other students \$80; and senior/disabled/veteran's and active military personnel \$50.

MassRIDES
1.888.4COMMUTE • www.commute.com
A Service of the Executive Office of Transportation

Emergency Ride Home Program

The NRTA is a participant in MassRIDES, the Commonwealth's statewide travel options, *FREE* Emergency Ride Home Program available to Nantucket employers and their employees. The MassRIDES Emergency Ride Home (ERH) Program is available to any employee who commutes to work by transit, walking, bicycling or carpooling at least twice a week and enrolls in the program. This program promises employees who regularly use travel options that MassRIDES will pay for the ride home if they experience a qualified emergency.

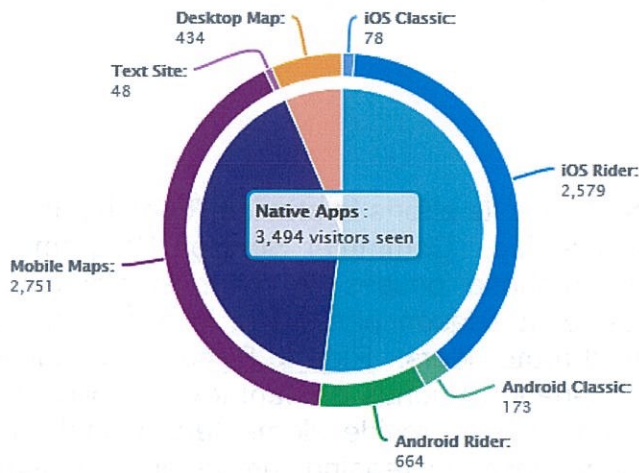


The NRTA in partnership with the Massachusetts Department of Transportation (MassDOT) and NuRide offer riders rewards for choosing healthier and 'greener' transportation options.

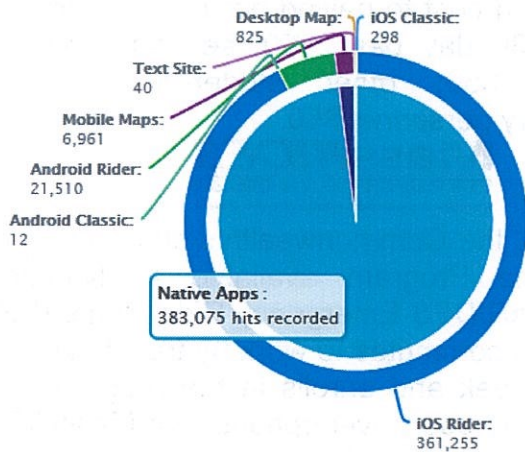


A FREE "Where's My Bus" application that allows passengers to access real-time information about the location of their bus on the Web or via a smart phone or Blackberry.

Types of Users
6,727 total visitors for 2017



Hits by Type
390,901 total hits for 2017



Transit **Plan a trip riding The WAVE**

CUSTOMER CONVENIENCES



PARK AND RIDE LOTS - The NRTA provides four (4) park and ride lots along several of its fixed routes. The Park and Ride lots are parking lots for private businesses (mostly restaurants) that enter into a license agreement with the NRTA for \$1.00/year to utilize their lots as a Park and Ride. The NRTA promotes the use of these lots in its marketing efforts. The Fast Ferry Connector Service has an overnight park and ride component.

BIKES-N-TRANSIT - The NRTA continues its efforts in the Commonwealth Bikes-n-Transit Program. All buses are equipped with bike racks that carry two bikes. Stationary bike racks are also provided at several stops. For the 2017 season the NRTA transported 6,216 bikes on its fixed route vehicles. The island has approximately 40 miles of bike paths all adjacent to NRTA Routes.



BUS STOP AMENITIES - The NRTA provides benches at a majority of its most used bus stops. With the completion of the Fairgrounds Road Bicycle Path stop waiting areas were constructed with Belgian block, giving waiting passenger an even surface to stand and wait for the bus. Private funding enabled the NRTA to provide covered shelters at two of its stops.

SHORT TERM PASS SALES - The NRTA's short term passes (1-day, 3-day and 7-day) are able to be purchased aboard all fixed route vehicles through the electronic farebox.

BUS INFORMATION CENTER – The Greenhound Building



The NRTA leases space, \$1.00 per season for the buses and \$1.00 per season for use of the building as a bus information center, from a subsidiary of a non-profit public benefit corporation that purchased the property to be utilized by the NRTA to help improve the system. The Mid Island Loop, Miacomet Loop, Sconset via Old South Road Route and Sconset via Milestone Road Route utilize the space as the downtown bus stop, removing them from on street public parking spaces. In addition to the use of the building, NRTA information aides are funded by the subsidiary. The building is equipped with air conditioning, public restrooms, waiting area, free Wi-Fi and a bill breaker and is maintained at no expense to the NRTA. Real time bus information is displayed at the bus information center. Benches, picnic tables, and stationary bike racks are provided at this center. This has greatly benefited the users of the NRTA's services.