


How To Step-by-step Guide : Sign Up to Testify on malegislature.gov

The **Committees** of the Massachusetts General Court welcomes your input and encourages anyone interested in providing testimony to do so by visiting malegislature.gov.

If you wish to provide your testimony to a committee that is accepting online testimony sign ups, please follow the steps below:

1. Create a My Legislature account on our website by visiting www.malegislature.gov.
2. Click on the person icon in the upper right corner of the page (icon shown below).




3. Click on the “Not Registered?” link at the bottom of the login window as shown below.

A screenshot of the MyLegislature login window. The window has a light gray background and a dark blue header with the MyLegislature logo and a dropdown menu. The main content area contains the text 'MYLEGISLATURE' and 'Sign in with MyLegislature Account'. Below this are two input fields for 'Email' and 'Password', a 'Forgot Password?' link, and a 'Sign in' button. At the bottom, there are two buttons: 'Sign in with Facebook' (blue) and 'Sign in with Google' (red). A red box highlights the 'Not Registered?' link at the bottom left of the window.

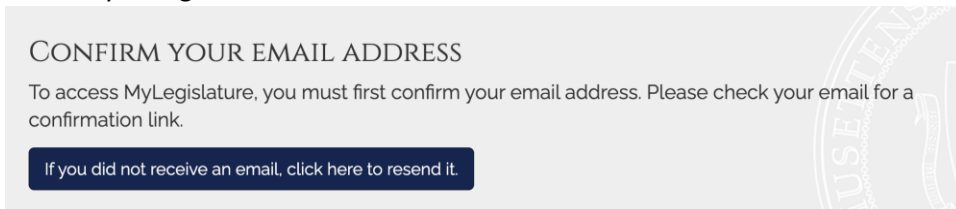
4. Enter your email address and create a password for your account. Be sure to check the box to verify you're human, and click the Register button.

Register With Your Email Address

I'm not a robot  reCAPTCHA
Privacy - Terms

[Register](#)

5. After your account has been created, please open the confirmation email sent to the email address you registered with.



Click the link in the email to confirm your My Legislature account.

THE 192ND GENERAL COURT OF THE
COMMONWEALTH OF MASSACHUSETTS

Hello MyLegislature User,

To complete your registration with MyLegislature, please click [here](#) to confirm your email address, or copy and paste the link below into your browser.

<https://qa2.pub.gov/MyLegislature/BasicInformation?userId=e256dc45-5f10-4160-b0d4-96cf1029cb82&code=EdrwDpEX6I%2BAOSfte5LuaF21Bf%2BeVVPXJh6bx6tAHUiSwNXGZ6n%2FgDiLp6WbDOZ2oGvSnM%2FFXWyf7FexrUaitHD9b%2FSVkdwfQcgupaQtU4HTB8HcSMEIH5g%2FnExgZvcRzwxNm%2FndsgMh9P%2BVFIBzIXDQ44o2RM27p2ZjH0YurmjSM3nL>

- Once confirmed, click the “Committees & Commissions” link at the top of the page to open the menu and then click on “All Committees” to find the committee you’re looking for.

The screenshot shows the top navigation bar of the MyLegislature website. The main header reads "THE 192ND GENERAL COURT OF THE COMMONWEALTH OF MASSACHUSETTS" and includes a "MYLEG" user profile icon. Below the header is a horizontal menu with the following items: "Bills & Laws", "Budget", "Legislators", "Hearings & Events", "Committees & Commissions" (highlighted with a red box), and "State House". A dropdown menu is open under "Committees & Commissions", showing four main categories: "All Committees" (highlighted with a red box), "Committees", "Committee Hearings", and "Commissions". Under "All Committees", there is a search box labeled "Search Committees" and a "Committee Book" link. Under "Committees", there are links for "Joint Committees", "Senate Committees", and "House Committees". Under "Committee Hearings", there are links for "Joint Committee Hearings", "Senate Committee Hearings", and "House Committee Hearings".

- Once there, click the committee you’re interested in to view upcoming hearings, if available.

The banner features the text "UPCOMING HEARINGS" in a large, serif font. Below this, there is a dark blue square containing a white star icon, the text "JUN 08", and the text "Tuesday @ 10:30 AM Virtual Hearing".

Click on the upcoming hearing(s) to view the details of the event.

- Click on the Description link and click the link indicated below to sign up to testify.

Online sign up to testify will be available until Thursday, May 06 at 3:55 PM.
To sign up to testify you need to first [create an account for MyLegislature](#) and follow these [instructions](#).
[To sign up to give testimony, click here](#)

A list of all hearings that accept registrations to give testimony are indicated by the Sign Up links.

REGISTER TO GIVE TESTIMONY

Date	Time	Event Title	Location	Agenda	Sign Up
5/4/2021	5:00 PM	Special Joint Committee on Redistricting	Virtual Hearing		

- Click on the Sign Up link, and complete the form to register!

Joint Committee on Special Joint Committee on Redistricting
Hearing - Testimony Registration

Joint Committee on Special Joint Committee on Redistricting

The Special Joint Committee on Redistricting will conduct a virtual public hearing on the 2021 Redistricting process. To sign up to testify, please complete this form: <https://bit.ly/32gtOim>

First Name*

Last Name*

Organization

Title*

Phone*

Are you an elected official?
 Yes No

Address*

City*

State*

PostalCode*

- You're done! Congratulations on signing up to give testimony! The committees of the Massachusetts General Court thank you for your willingness to participate in the process. Your participation is crucial and very much appreciated.

If you'd like to keep track of the testimonies you've submitted, and to keep track of Bills and other items you're following, be sure to visit your My Legislature Dashboard by clicking Dashboard from the menu in the upper right corner when clicking on your profile icon.



Following Events, Bills, etc.

Last but not least, be sure to follow the bills and events you're interested in by clicking on the star to the left of those items. Any item on the site with a star icon can be followed simply by clicking on the star. Your followed items will always be a click away by visiting the dashboard once logged into My Legislature.

MAY
4 TUESDAY

5:00 PM [Special Joint Committee on Redistricting](#)
Virtual Hearing
Status: Confirmed

Thank you for visiting our website!